

# Grade 1: Week 17 & 18 / Sitopa sa pili: Viki ya 17 ni 18



English / siLozi

## My friends & Being safe/ Balikani baka ni bamwapabalelo

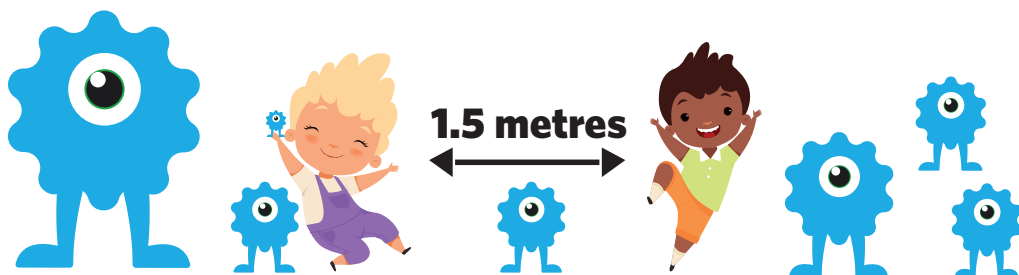


Ministry of Education,  
Arts and Culture



NAMIBIAN  
COMMUNITY TRUST





These numbers indicate which day you can complete each worksheet! But if you want to, you can work ahead and do the rest as well.

**This publication is a collaboration between the Ministry of Education, Arts and Culture and Namibia Media Holdings. This publication is sponsored by the Ministry.**

**Copyright © Ministry of Education, Arts and Culture.** All parts of this publication cannot be reproduced, stored in a retrieval system or transmitted in any form or by any means, electronic, mechanical, photocopying, recording or otherwise without prior permission of the Ministry of Education, Arts and Culture or the Publisher.

Production by: Namibia Media Holdings **NMH** NAMIBIA MEDIA HOLDINGS

Printing: Newsprint Namibia **newsprint** NAMIBIA



## Sight words / Manzwi a pono

Read:

no

go

can

help

Trace it:

no no no

go go go

can can

help help

Write it:

Bala:

awa

zamaya

nakona

tuso

Utilese:

nee nee

zamaya

kona

tusa

Nola:

Search the vocabulary words.

c	a	n	g	o
h	h	e	l	p
e	c	g	o	n
l	a	n	o	o
p	n	y	w	e

Utalime manzwi atata.

k	a	k	o	n	a
h	t	u	s	e	s
z	a	m	a	e	u
i	a	n	o	o	t
n	a	k	o	n	a



## Sight words / Manzwi a pono

**Read:** good bad caring friends

Trace it:

Write it:

good

bad

caring

friends

**Bala:** bunde bumaswe kubabalela balikani

Utilese:

Ñola:

hande

bumaswe

kubabalela

balikani

**Unscramble the letters:**

gincar

dogo

dba

ndsfrie

**Uñole hande manzwi amwatasi:**

luñeo

ndahe

kulita

oze



# Number 17 / Linobolo

Colour in / Upende mwahala nombolo yeo



Make 17 dots on the dice / Uyeze madoti a 17

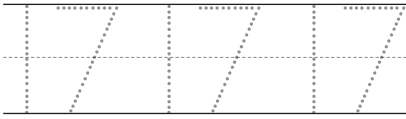


Circle the word seventeen / Beya linzwi mashumi a nitotu supa mwa sikwenda


- seventeen / mashumi a supa
- fifteen / mashumi a ketalizoho
- sixteen / mashumi ni a silezi

Trace / Utilese


Write / Ñola




Colour in 17 triangles / Penda liñokololwa ze 17



Colour in 17 blocks / Penda tuboloko totu 17



Colour in the number 17 / Penda nombolo ya 17



Before and after 17 / Sapili ni kasumulaho



## Phonics

Replace beginning sounds to form new words:



cat

.....at

.....at



van

.....an

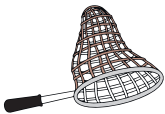
.....an



map

.....ap

.....ap



net

.....et


.....et



big

.....ig

.....ig



cot

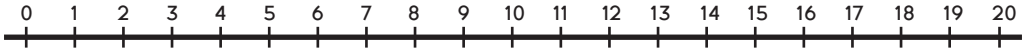
.....ot

.....ot

# Number bonds / Linombolo za kukopanya

Use the number line to help you solve the number bonds. /

Sebelisa mubamba wa linombolo kukutusa kutatulula linombolo za kukopanya



$\begin{array}{c} \boxed{15} \\ \diagdown \quad \diagup \\ \boxed{6} \quad \boxed{\phantom{00}} \end{array}$	$\begin{array}{c} \boxed{17} \\ \diagdown \quad \diagup \\ \boxed{\phantom{00}} \quad \boxed{6} \end{array}$	$\begin{array}{c} \boxed{11} \\ \diagdown \quad \diagup \\ \boxed{3} \quad \boxed{\phantom{00}} \end{array}$	$\begin{array}{c} \boxed{18} \\ \diagdown \quad \diagup \\ \boxed{\phantom{00}} \quad \boxed{12} \end{array}$
$\begin{array}{c} \boxed{\phantom{00}} \\ \diagdown \quad \diagup \\ \boxed{17} \quad \boxed{3} \end{array}$	$\begin{array}{c} \boxed{14} \\ \diagdown \quad \diagup \\ \boxed{10} \quad \boxed{\phantom{00}} \end{array}$	$\begin{array}{c} \boxed{\phantom{00}} \\ \diagdown \quad \diagup \\ \boxed{9} \quad \boxed{8} \end{array}$	$\begin{array}{c} \boxed{12} \\ \diagdown \quad \diagup \\ \boxed{\phantom{00}} \quad \boxed{5} \end{array}$
$\begin{array}{c} \boxed{12} \\ \diagdown \quad \diagup \\ \boxed{4} \quad \boxed{\phantom{00}} \end{array}$	$\begin{array}{c} \boxed{19} \\ \diagdown \quad \diagup \\ \boxed{\phantom{00}} \quad \boxed{7} \end{array}$	$\begin{array}{c} \boxed{20} \\ \diagdown \quad \diagup \\ \boxed{\phantom{00}} \quad \boxed{11} \end{array}$	$\begin{array}{c} \boxed{13} \\ \diagdown \quad \diagup \\ \boxed{6} \quad \boxed{\phantom{00}} \end{array}$
$\begin{array}{c} \boxed{16} \\ \diagdown \quad \diagup \\ \boxed{12} \quad \boxed{\phantom{00}} \end{array}$	$\begin{array}{c} \boxed{18} \\ \diagdown \quad \diagup \\ \boxed{5} \quad \boxed{\phantom{00}} \end{array}$	$\begin{array}{c} \boxed{12} \\ \diagdown \quad \diagup \\ \boxed{\phantom{00}} \quad \boxed{1} \end{array}$	$\begin{array}{c} \boxed{10} \\ \diagdown \quad \diagup \\ \boxed{\phantom{00}} \quad \boxed{5} \end{array}$
$\begin{array}{c} \boxed{11} \\ \diagdown \quad \diagup \\ \boxed{2} \quad \boxed{\phantom{00}} \end{array}$	$\begin{array}{c} \boxed{15} \\ \diagdown \quad \diagup \\ \boxed{\phantom{00}} \quad \boxed{4} \end{array}$	$\begin{array}{c} \boxed{17} \\ \diagdown \quad \diagup \\ \boxed{12} \quad \boxed{\phantom{00}} \end{array}$	$\begin{array}{c} \boxed{19} \\ \diagdown \quad \diagup \\ \boxed{\phantom{00}} \quad \boxed{15} \end{array}$



## Problem Solving / Tatululo ya butata

1. I have 9 apples. I eat 6 apples. How many apples are left?/  
Nina ni maapule a 9. Nicile fateni 6. Kiamakai maapule asiyalezi?



$$\boxed{\phantom{00}} - \boxed{\phantom{00}} = \boxed{\phantom{00}}$$

2. Sally has 8c. Tyger has 3c. What is the difference/  
Monde una ni 8c. Mafale una ni 3c. kanti shutano kiifi?



$$\boxed{\phantom{00}} - \boxed{\phantom{00}} = \boxed{\phantom{00}}$$

3. There are 10 chickens. 5 chicken ran away. How many chickens are left?/  
Kuna ni likuhu ze 10. Likuhu ze 5 zi matile. Kizekai likuhu ze siezi?



$$\boxed{\phantom{00}} - \boxed{\phantom{00}} = \boxed{\phantom{00}}$$

4. I see 7 people. 5 people walked away. How many people are left?/  
Nibona batu ba 7. Ba 5 ikele baya. Kibabakai batu basebasiezi?



$$\boxed{\phantom{00}} - \boxed{\phantom{00}} = \boxed{\phantom{00}}$$



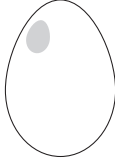
# Revise Phonics / Makutelo a mulimo

Sounds: b, c, m, d, e, f, t, g, h. / Milumo: b, k, m, d, e, f, t, g, h.

Fill in the beginning sound of the word:



.....



.....



.....



.....




.....



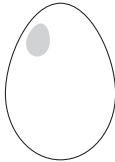
.....

Viki 17

Tazeleza makalelo a mulimo ya manzwi.



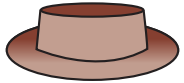
.....



.....



.....



.....



.....



.....

Sitopa 1


Fill in the last sound of the word: / Tazeleza mafelelezo a manzwi a milumo:



.....



.....



.....



.....



# Syllables / Mitai







Clap the syllables. Use the code to colour the pictures. /  
Sebelisa nombolo kupenda liswaniso

1 clap / kamba hañwi

2 clap / kamba habeli

3 claps / kamba halalu

3 claps / kamba halalu



Viki 17

Sitopa 1

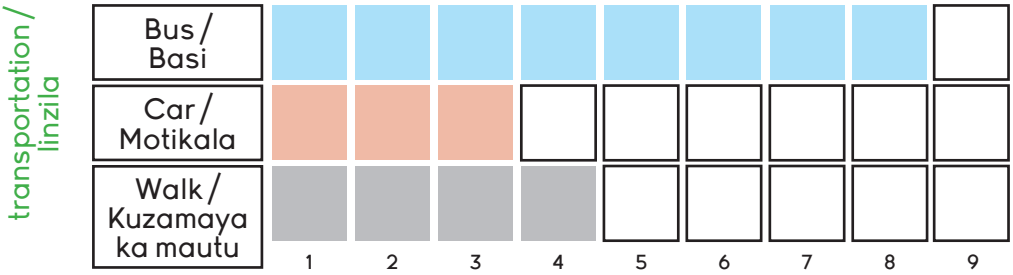
## Data Handling / Kubuluka mañusa

How do you get to school? / Uya cwañi kwa sikolo?

Use the bar graph to answer the questions. /  
Sebelisa tafule ye mwatasi kwalaba lipuzo.



### Getting to school / Kufita kwa sikolo



### Number of children / Palo ya banana

1. How many children take the bus to school? / Kibabakai banana ba bazamaya ka basi kuya kwa sikolo?

.....

2. How many children walk to school? / Kibabakai banana babazamaya ka mautu kuya kwa sikolo?

.....

3. How many more children take the bus than a car? / Kipalo yekai ya banana ye zamaya ka basi, kufita ka limotikala?

.....

4. How many children take the bus and drive in a car in total? / Kibabakai banana baba zamaya ka basi ni limotikala?

.....

5. Which transportation method do children take the most? / Ki mufuta ufi wanzila osebeliswa ahulu kibanana?

.....


6. Which transportation method do children take the least? / Ki mufuta ufi wanzila obasebelisa hanyinyani?

.....



## Geometry: 2D Shapes

Complete


Draw and  
colour the shape.

This 2D shape is a

\_\_\_\_\_.

It has \_\_\_\_\_ corners.

It has \_\_\_\_\_ sides.

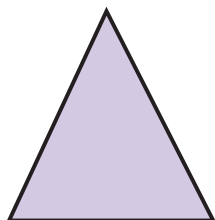


This 2D shape is a

\_\_\_\_\_.

It has \_\_\_\_\_ corners.

It has \_\_\_\_\_ sides.



This 2D shape is a

\_\_\_\_\_.

It has \_\_\_\_\_ corners.

It has \_\_\_\_\_ sides.



This 2D shape is a

\_\_\_\_\_.

It has \_\_\_\_\_ corners.

It has \_\_\_\_\_ sides.



## Length / Butelele

Use your hand spans to measure the following: /  
Sebelisa lizoho lahao kupima ze tatama:




table / tafule -


.....

chair / sipula -

.....

book / buka -

.....



Use your footsteps to measure the following: /  
Sebelisa liutu lahao kupima zetatama:



car / motikala -

.....

one side of your room /  
neku yenwi ya malobalo -

.....

gate / munyako

.....



## Reading comprehension / Kubala likande

Read the short passage and answer the questions.

### My Friend

My friend's name is Ben. Ben is a great friend. He is five years old. Ben plays soccer. We have so much fun together!

1. What is my friend's name?

---

2. How old is he?

---

3. What does he play?

---



Bala sifiha sesikus wani ni kualaba lipuzo:

### Mulikana aka

Libizo la mulikana aka ki Beni. Beni ki mulikani yo munde. Una ni lilimo ze ketalizoho. Beni ubapala mbola ya mautu. Luna ni nako yende ahulu ni yena.

1. Libizo la mulikanaka kimañi?

---

2. Una ni lilimo ze kai?

---

3. Ubapala sikamañi?

---

Is the following a statement or a question? /  
Zetatama ki bubali feela kapa puzo?



Read the sentences and say whether its a question or a statement.

Put a cross next to 'S' if its a statement and a cross next to 'Q' if its a question.

Bala mibamba ni kubulela kapa ki puzo kapa bubali feela. Bea sifapano fa bubali feela ni kubea sifapano sesiñwi mabapa ni 'Q'.

1. How many windows do you see /  
Ki mahaulo amakai obona.

2. The ghost is white in colour /  
Silumba kisesi sweu ka mubala.

3. The moon is shining bright /  
Kweli yabenya.

4. Do you see the flying bats /  
Kana ubona tukapafwa totu fufa.

5. The tree is behind the house /  
Kota iinzi kwa mulaho wan du.

6. Can you see any leaves on the tree /  
Ubona matali kwa kota.

7. The house looks very spooky /  
Ndu ibonahala ahulu kuba ni lilumba.

S/B  Q/P

S/B  Q/P

S/B  Q/P

S/B  Q/P

S/B  Q/P


S/B  Q/P

S/B  Q/P

Now go back and punctuate each of the sentences.  
Add a '?' for all the questions and a '.' for all the statements. /



Complete the train sum. /  
Taleleza mukoloko wa sitima.




Start here /  
Makalelo

2

+2

+1



double /  
ikopanye



-3

+2

halve /  
licika



double /  
ikopanye



halve /  
licika

+1

end here /  
licika la nombolo





# Being safe / Kuba mwabuiketo

Vocabulary / Manzwi a zibo

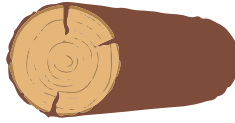
Read the vocabulary words. / Bala manzwi a zibo.



wolf / liakanyani



basket / sizuma



wood / siboloko sa kota



path / nzila

Fill in the missing letters

\_\_\_\_\_ol\_\_\_\_\_

b\_\_\_\_\_sk\_\_\_\_\_t

w\_\_\_\_\_d

p\_\_\_\_\_th

n\_\_\_\_\_s\_\_\_\_\_

Search the vocabulary words.

b	a	s	k	e	t
i	k	w	o	o	d
p	a	t	h	m	o
s	w	o	l	f	r

Taleleza litaku ze siyo

Ly\_\_\_\_\_ka\_\_\_\_\_ni

S\_\_\_\_\_zum\_\_\_\_\_

S\_\_\_\_\_bolok\_\_\_\_\_

Nzil\_\_\_\_\_

Talima manzwi atata.

s	i	z	u	m	a	e	c	e	l
s	i	b	o	l	o	k	o	t	s
l	y	a	k	a	n	y	a	n	i
s	w	n	z	i	l	a	h	r	i




Odd and even numbers / Linombolo ze aluleha ka bubeli ni linombolo zesa alulehi ka bubeli.

Colour the appels with odd numbers **red.**

Colour the appels with even numbers **green.**

Penda maapule ni linombolo ze aluleha ka bubeli ka mubala wo mufubelu.

Pend maapule ka linombolo zesa alulehi ka mubala wabutala.



## Sight words / Manzwi a pono

Read:

he she I am

Trace it:

he he  
 she she  
 I I  
 am am

Write it:

\_\_\_\_\_

\_\_\_\_\_

\_\_\_\_\_

\_\_\_\_\_

\_\_\_\_\_

\_\_\_\_\_

Bala:

na yo kina

Utilese:

na na  
 yo yo  
 na na  
 kina kina

Ñola:

\_\_\_\_\_

\_\_\_\_\_

\_\_\_\_\_

\_\_\_\_\_

\_\_\_\_\_

\_\_\_\_\_

Find and circle the sight words:

at	I	he
she	my	is
am	the	on

Fumana ni kubeya  
mwasikwenda manzwi abubebe

kwa	na	yo
yena	saka	ki
kina	nto	fa



# Number bonds / Linombolo zakukopanya



Fill in the missing numbers to make 10. /  
Taleleza linombolo zesiyo kueza 10.

7 + \_\_\_ = 10

9 + \_\_\_ = 10

4 + \_\_\_ = 10

8 + \_\_\_ = 10

5 + \_\_\_ = 10

10 + \_\_\_ = 10

Fill in the missing facts. / Taleleza manzwi a siyo.  
10 is 1 more than / 10 kiyetuna / kiyenyinyani

10 is \_\_\_\_\_ more than 7

10 ki ye \_\_\_\_\_ ku 7

10 is \_\_\_\_\_ more than 8

10 ki ye \_\_\_\_\_ ku 8

10 is \_\_\_\_\_ more than 5

10 ki ye \_\_\_\_\_ ku 5

10 is \_\_\_\_\_ more than 6

10 ki ye \_\_\_\_\_ ku 6

10 is \_\_\_\_\_ more than 3

10 ki ye \_\_\_\_\_ ku 3

10 is \_\_\_\_\_ more than 4

10 ki ye \_\_\_\_\_ ku 4

10 is \_\_\_\_\_ more than 1

10 ki ye \_\_\_\_\_ ku 1

10 is \_\_\_\_\_ more than 2

10 ki ye \_\_\_\_\_ ku 2

Join up the pair of numbers that add up to 10. /  
Ungunanye linombolo zepeli kueza 10.

5	8	2	3	9
5	4	6	7	1

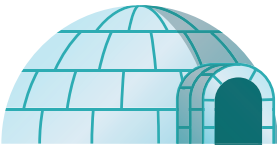
Viki 18

Sitopa 1

Revise Phonics

Trace

Circle the 'i's in the sentence.



Ida eats ice cream in an igloo.

Draw a line from the circle to the images that begin with the letter i

iron      ice




ink      pig

Trace

Trace and read the word.

ink


Colour the pictures that start with the letter 'i':



## Number 18 /

## Nombolo ya bulishumi ni totuloba peli

Colour in / Upende nombolo yeo



Make 18 dots on the dice / Eza tudoti totuizi 18 mwa tuponkesi totuli fafasi

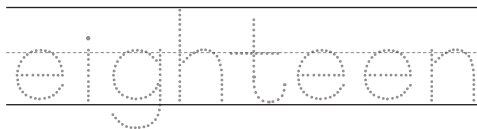
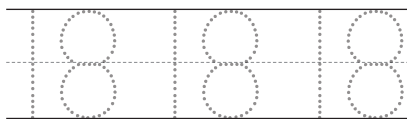


Circle the word eighteen / Bea linzwi seventeen mwasikwenda


fourteen                      eighteen  
    fifteen  
 sixteen                         nineteen

Trace / Utlese

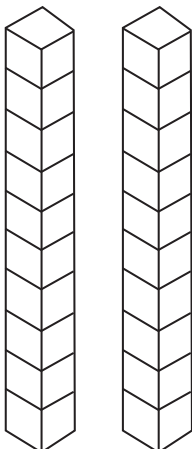
Write / ñola




Colour in 18 triangles / Upende likwenda ze 18



Colour in 18 blocks / Upende tuponkisi totuinzi 18



Colour in the number 18 / Upende nombolo ya 18



Before and after 18 / Sapili ni ksamulaho



## Phonics / Milumo

Trace / Utilese



Circle the 'j's in the sentence. /  
Bea taku ya 'J' mwasikwenda mwa  
mubamba omwatasi.

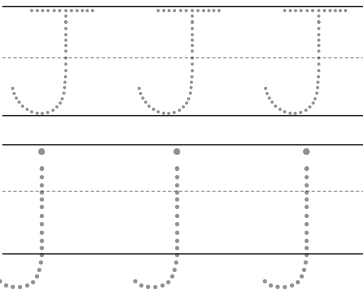


Jack jogs with  
jewelery in his  
jacket. / Jaki umata  
inga tinile jansi yah  
ae ye buheha.

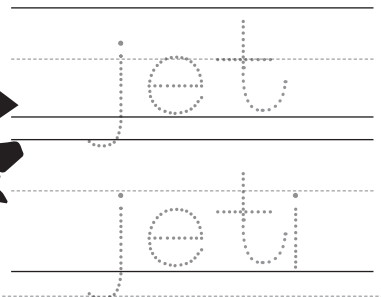
Draw a line from the circle to the  
images that begin with the letter 'j': /  
Swanisa mubamba kuzwa  
fasikwenda kuya kwa maswaniso akala  
ni taku ya 'J'

jug  
motajeep  
komoki  
yetunajelly  
jeliicat  
kaze

Trace / Utilese

Trace and read the word. / Utilese ni kubala  
linzwi.

jet




Colour the pictures that start with the letter 'j': /  
Penda maswaniso akala ni taku ya 'j'




# Mass: Balance and compare / Buima: Kulikanisa ni kubapanya

Colour the objects that are heavy. / Upende libyana zebukiti mwatasi.



Colour the objects that are light. / Upende libyana zebubebe kuzeli mwatasi.





## Days of the week / Mazazi a viki

Read and write the days of the week: / Ubale ni kuñola mazazi a viki:

Sunday / Lasunda

Monday / Lamubulo

Tuesday / Labubeli

Wednesday / Labulalu

Thursday / Labune

Friday / La mukibelo

Saturday / Lapelekelo

.....

.....

.....

.....

.....

.....

.....

1. What day is:

a) before Monday?

b) after Friday?

c) before Wednesday?

.....

2. Count the letters in:

a) Tuesday:

b) Thursday:

c) Saturday:

.....

1. Kilizazi mañi:

a) Ielitaha pila Lamubulo?

b) kasumulaho La mukibelo?

c) sapila Labulalu?

.....

2. Bala litaku zefumaneha mwa:

a) Labubeli:

b) Labune:

c) lapelekelo:

.....



Read the words in each pot.  
Circle the words that rhyme:

ran

let can rub

bin fan pan dot

man fat tan

ton rut

log

bog hug hog

met dog jog pat

bit mop smog

bit fog

ted

bed wed run

hen cat jot led

fed tip wig

rug jog

pit

bug wit hit

bit pen jet

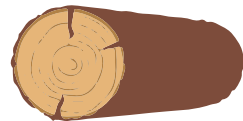

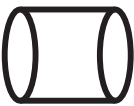
bat sit lap

run fit



## 3D shapes / Libupeho za 3D

Match the shape with the correct objects. /  
Ubapanye sibupeho ni siswaniso sa sibyana sesili kwa bulyo.




# Plurals / Buñata

Write the plural forms of the given nouns. /

ñola buñata bwa mabizo afilewe




cat / kaze



\_\_\_\_\_




lamp / lambi



\_\_\_\_\_



pen / siñoliso



\_\_\_\_\_



chair / sipula



\_\_\_\_\_



girl / musizani



\_\_\_\_\_



sock / sokisi



\_\_\_\_\_



tree / kota



\_\_\_\_\_



table / tafule



\_\_\_\_\_



kettle / ketele



\_\_\_\_\_



bottle / botela



\_\_\_\_\_



Question words:  
Who, What and Where /  
Manzwi alipuzo: Kimañi, Kiñi ni Kakai.

Who? What? Where?

Molly went to a shop. She bought some clothes for herself.  
The shop was in a mall.

Who went to the shop?

a) Molly

b) Sam

c) Mom

What did she buy?

a) car

b) clothes

c) snow

Where was the shop?

a) mall

b) beach

c) street

Kimañi? Kiñi? Kakai?

Namata uile kwa sintolo. Uitekezi litino. Sintolo nesi fumaeha  
fokukubukanezi lintolo.

Yaile kwa sintolo kimañi?

a) Samwele

b) Namata

c) Bome

Kiñi sa lekile?

a) litino

b) motikala

c) mezi akangezi

Kikakai kone siinzi sintoloinzi?

a) sibaka fokufumaneha litolo

b) kwalikamba

c) mwanzila

Write questions using the following words: /  
Ñola lipuzo kakusebelisa manzwi alatelela:

What: / Kiñi:

.....

Where: / Kikaki:

.....



# Problem Solving / Kutatulula butata

1. There are 10 pies. The wolf ate 7 pies. How many pies are left?  
/ Kuna ni masakono alishumi. Nja seica a 7. Kusiezio masakono amakai?

.....  
.....

Viki 18

2. I have 7 pens. Mother gives me 3 more pens. How many pens do I have altogether?  
/ Nina ni liñoliso zesupa zesupa. Bome banifa amañwi hape amalalu. Kanti nina ni liñoliso zekai?

.....  
.....

Sitopa 1

3. There are 8 birds sitting on a wire. 4 birds fly away. How many birds are left?  
/ Kun ni linyunywani 8 fa muhala. 4 zafufa. Kusiezi linyunywani zekai famuhala?

.....  
.....

4. Pam has 5 marbles. She win 3 more marbles. How many marbles does Pam have altogether?  
/ Paloma una ni tucwe totu 5. A wina totuñwi totu 3. Kanti Paloma una ni macwe amakai?

.....  
.....

# Success begins with education

Parents will be able to visit the website and watch daily videos or they can subscribe to our Zoshy Telegram channel to receive daily videos. One can also download the PDF version of the book on the website. Also watch our daily show on Active Kids to watch your favourite lessons.



<https://t.me/zoshyonline>



**For extra perks!**

ONLINE

**How does it work?**



## Easy peasy steps to follow

## Register at zoshy

You can save your favourite lessons and find them easier



- Step 1: Find us at [www.zoshy.online](http://www.zoshy.online) or scan the QR code
- Step 2: Find your grade and select the year
- Step 3: Choose your language
- Step 4: Choose the week you want to learn out of
- Step 5: Choose lessons from what lessons there are
- Step 6: Download booklet if you do not have it
- Step 7: Watch and follow the teacher as she explains what to do in the book
- Step 8: Follow us on Facebook (Zoshy & Active Kids ) to never miss a video
- Step 9: Subscribe to our Zoshy Telegram channel if you want to receive daily updates




[www.zoshy.online](http://www.zoshy.online)

In collaboration with the Ministry of Education, Arts and Culture

**PRINT**


### 1

Turn the booklet to landscape.




### 2

Take a ruler & tear the booklet at the top long fold.




### 3

Fold the booklet in half.



### 4

The learning journey can start.



**STEPS**  
HOW TO TEAR & USE  
THE BOOKLET





**Keep the school and your village clean**

**Don't cut trees. Plant trees!**

**Don't kill wild animals**

**Reuse and Recycle**

