

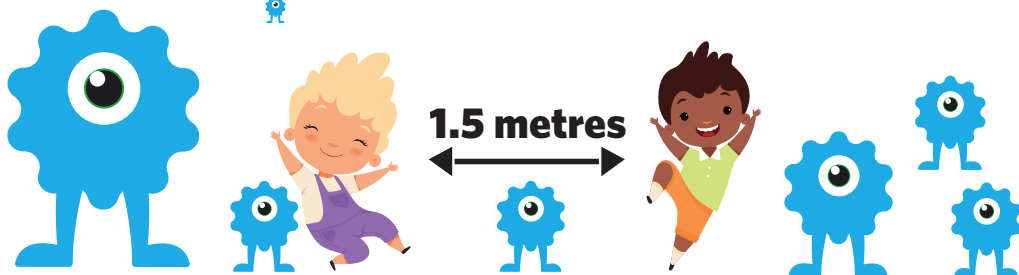
# Pre-primary: Week 13 & 14 / Sitopa Sa Makalelo: VIKI 13 & 14

5-6 years/

English / siLozi

Draw a picture of your house./  
Uswanise ndu yamina

## My Home / Ndu ya luna



These numbers indicate which day you can complete each worksheet! But if you want to, you can work ahead and do the rest as well.

**This publication is a collaboration between the Ministry of Education, Arts and Culture and Namibia Media Holdings. This publication is sponsored by the Ministry.**

**Copyright © Ministry of Education, Arts and Culture.** All parts of this publication cannot be reproduced, stored in a retrieval system or transmitted in any form or by any means, electronic, mechanical, photocopying, recording or otherwise without prior permission of the Ministry of Education, Arts and Culture or the Publisher.

Production by: Namibia Media Holdings **NMH** NAMIBIA MEDIA HOLDINGS

Printing: Newsprint Namibia **newsprint** NAMIBIA



## My home / Ndu ya luna

Cut out pictures of furniture from a magazine/catalogue and paste it on this page. / Upume maswaniso a zalibyana mwa magazine kapa mwa mitende mi muli ñambeke mwasibaka sesili mwatasi.




Colour the flowers around the house with green, blue and yellow. /  
 Upende lipalisa zepotolohile ndu kamubala wabutala, ndilu ni  
 ñandatalukeke.

Viki 13

Sitopa Sa Makalelo



Match objects to the correct house. / Obapanye ndu yelukile ni lika zeinzi kwabulyo.



Viki 13

Sitopa Sa Makalelo

Colour the thick objects with green and thin objects with yellow. /  
 Upende libupeho ze kamubala wabutala mi libupeho ze sisani  
 mulipende ñandatalukeke.

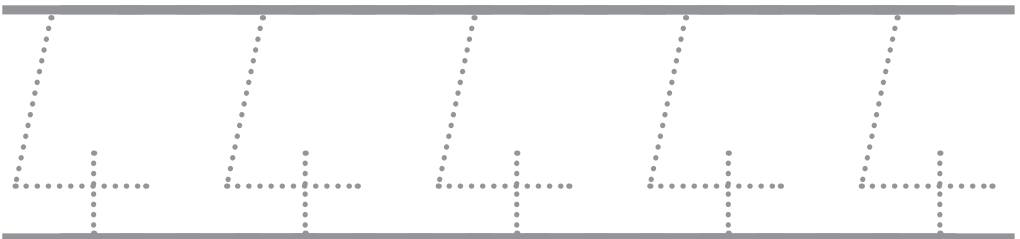
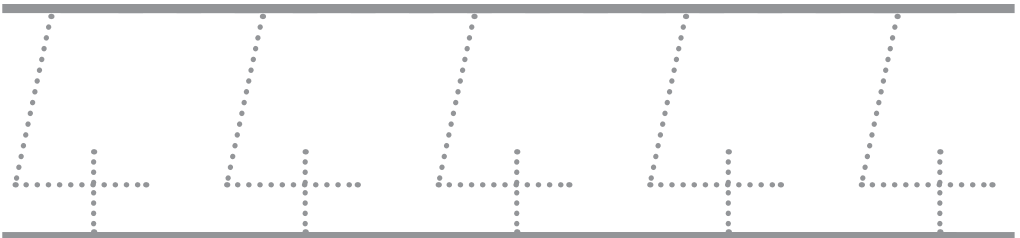
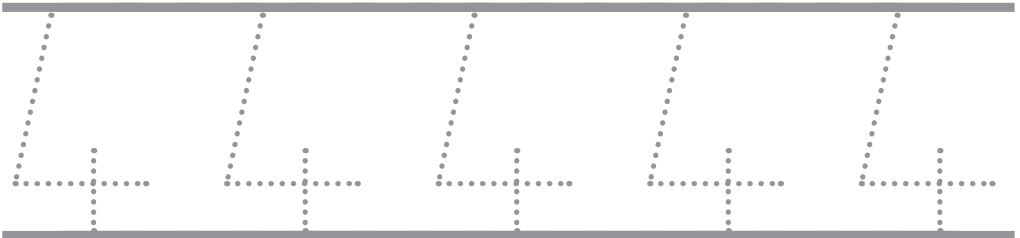
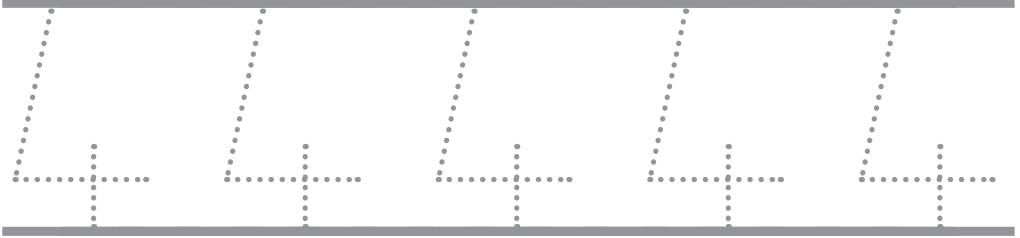


Viki 13

Sitopa Sa Makalelo



Trace a dotted number 4. / Utllese tudoti twa nombolo ya 4.



Viki 13

Sitopa Sa Makalelo

Write the number 4. / Ñola nombolo ya 4.

Viki 13

Sitopa Sa Makalelo



Draw a thick object and a thin object in the provided space./  
Uswanise sisebeliso sesikima ni sisebeliso sesi sisani mwa sibaka sesi  
mwatasi.

thick / sesikima

thin / sesisani

Colour what you do on Saturday with yellow and what you do on Sunday with green. / Upende kezo yoeza lamukibelo ka mubala wa ñandatalukeke ni zoeza la sunda ulipende butala.

Viki 13

Sitopa Sa Makalelo



Fill in the missing numbers. / Ufumane nombolo yesiyo

1, \_\_, 3, \_\_


1, 2, \_\_, 4

\_\_, 2, 3, \_\_


Connect the sets of objects to the correct number. /  
 Ubapanye libyana zeo kuli ufumane palo yelukile.




1



3




4



2

Cut out the picture cards and arrange them from shortest to longest.  
 / Upume tukulata ni kulibea moliswana la kuzwa kusesi kuswani kuya kusesitelele.



Viki 13



Sitopa Sa Makalelo







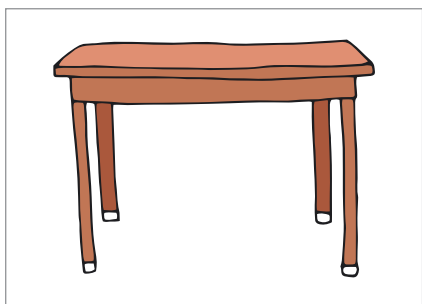

Complete the given pattern. / Ufeleleze mukwa walibupheho zemwatasi.



Viki 13

Sitopa Sa Makalelo

Count the objects and write the correct number in the block. /  
Bala libupeho mi uñole nombolo yazona mwatuboloko.



Viki 13

Sitopa Sa Makalelo






Circle all pictures with sweet food, talk about it with the teacher or parent. / Bea lico kaufela zena nimutani mwasikwenda, mi uambole zasico seo nibo ticele kapa bashemi bahao.



Draw a house inside the given circle. / Uswanise ndu mwahala sikwenda seo.

Viki 14

Sitopa Sa Makalelo



Copy a given number patterns in the provided space. /  
Ukopolole linombolo zeo mwamubamba ofilwe.

1, 2, 3, 4, 4, 3, 2, 1

---

3, 4, 4, 1, 1, 2, 2, 1

---






1, 4, 3, 2, 1, 4, 3, 1

---

Colour the heavy items red and the light items green. /  
Upende libyana zebukiti ni mubala wa bufubelu ni kupenda libyana zebubebe butala.

Viki 14

Sitopa Sa Makalelo



Circle all the 10c. / Bea ma 10c kaufela ona mwalikwenda.



Viki 14

Sitopa Sa Makalelo

Circle all number 4s with a green crayon. /  
Bea nombolo ya 4 kaufela yona mwa sikwenda  
kakusebelisa sipendisio sesitala.


1 3 2 4 2 1  
4 3 1 3 2 1 3 2  
2 1 3 2 1 3 2  
4 3 4 1 4 1 3  
1 2 3 4 3 2  
2 3 2 4 4 2  
3 3 1 4 3  
4 1 4 2 4 1

Viki 14


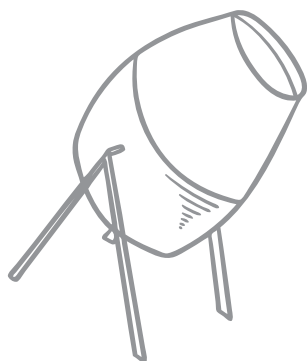

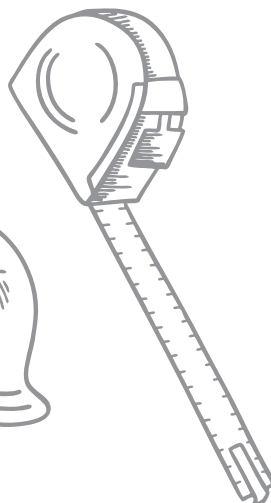
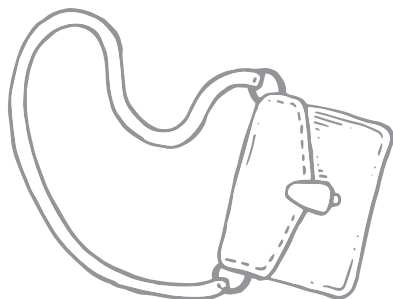
Sitopa Sa Makalelo



Draw two different houses and talk about them with the teacher or parent./ Uswanise mandu amabeli ashutuna mi uambole zaona nibo ticele kapa ni bashemi bahao.



Circle materials that you can use to build your house. /  
Bealisebeliso zeo ukona kuitisisa kuyahandu.





- Play the miming game:
1. Cut out the picture cards.
  2. Mime the action on the card.

- Ubapale kapapali:
1. Upumake tukalata.
  2. Ueze kezo yeinzi fakakalata.





Cut and paste the pictures in the correct box. /  
Upume nikuñambeka maswaniso mwaponkesi yelukile.

At home / Kwandu

At school / Kwasikolo

Viki 14

Sitopa Sa Makalelo





Colour the houses the correct colour. /  
Upende mandu ao kamubala olukile.



purple / pepulu



orange / olenji



blue / ndilu



green / butala



yellow / ñandatalukeke



red / bufubelu



brown / bulauni



pink / bufubelu nyana



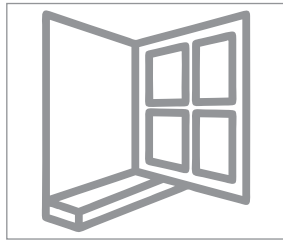


Viki 14

Sitopa Sa Makalelo

Match the similar object with a line. /  
Ngungeka libyana zeswana.

Viki 14

Sitopa Sa Makalelo



# Success begins with education

Parents will be able to visit the website and watch daily videos or they can subscribe to our Zoshy Telegram channel to receive daily videos. One can also download the PDF version of the book on the website. Also watch our daily show on Active Kids to watch your favourite lessons.



<https://t.me/zoshyonline>



**For extra perks!**

**How does it work?**



## Easy peasy steps to follow

## Register at zoshy

You can save your favourite lessons and find them easier



- Step 1: Find us at [www.zoshy.online](http://www.zoshy.online) or scan the QR code
- Step 2: Find your grade and select the year
- Step 3: Choose your language
- Step 4: Choose the week you want to learn out of
- Step 5: Choose lessons from what lessons there are
- Step 6: Download booklet if you do not have it
- Step 7: Watch and follow the teacher as she explains what to do in the book
- Step 8: Follow us on Facebook (Zoshy & Active Kids ) to never miss a video
- Step 9: Subscribe to our Zoshy Telegram channel if you want to receive daily updates



[www.zoshy.online](http://www.zoshy.online)

In collaboration with the Ministry of Education, Arts and Culture

**PRINT**

- 1** Turn the booklet to landscape.
- 2** Take a ruler & tear the booklet at the top long fold.
- 3** Fold the booklet in half.
- 4** The learning journey can start.

**STEPS**  
HOW TO TEAR & USE  
THE BOOKLET





**Keep the school and your village clean**

**Don't cut trees. Plant trees!**

**Don't kill wild animals**

**Reuse and Recycle**

