

Pre-primary: Week 21 & 22 / Sitopa samakalelo: Viki 21 ni 22

5-6 years/ bakilimo ze ketalizoho nize silezi

English / siLozi

Draw a picture of your community. /
Swanisa siswaniso sa mwahae ya hao.

My Community / Hae yaluna



These numbers indicate which day you can complete each worksheet! But if you want to, you can work ahead and do the rest as well.

This publication is a collaboration between the Ministry of Education, Arts and Culture and Namibia Media Holdings. This publication is sponsored by the Ministry.

Copyright © Ministry of Education, Arts and Culture. All parts of this publication cannot be reproduced, stored in a retrieval system or transmitted in any form or by any means, electronic, mechanical, photocopying, recording or otherwise without prior permission of the Ministry of Education, Arts and Culture or the Publisher.

Production by: Namibia Media Holdings **NMH** NAMIBIA MEDIA HOLDINGS



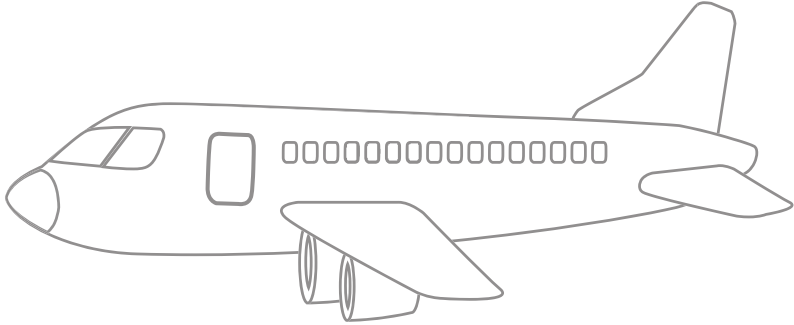

Printing: Newsprint Namibia **newsprint** NAMIBIA

The Ministry of Education, Arts and Culture
www.moe.gov.na



My Community / Hae yaluna

Colour the different types of transport. /
Penda mifuta ya linzila ze mwatasi



Draw any local transport. / Uswanise mifuta ya linzila.

Viki 21

Sitopa sa makalelo



Draw where the seatbelt should be. Discuss with your teacher or parent why it is important to wear your seatbelt. /

Swanisa fo lukanda lwamota luswana la mwaswaniso sesili mwatasi.

Uambole niboticele ni bashemi bahao butokwa bwakutina lukanda lwamota.



Colour in all the healthy food. / Penda lico ze matafaza mubili.




Viki 21

Sitopa sa makalelo



Draw your favourite food./Swanisa sico sotabela ahulu.



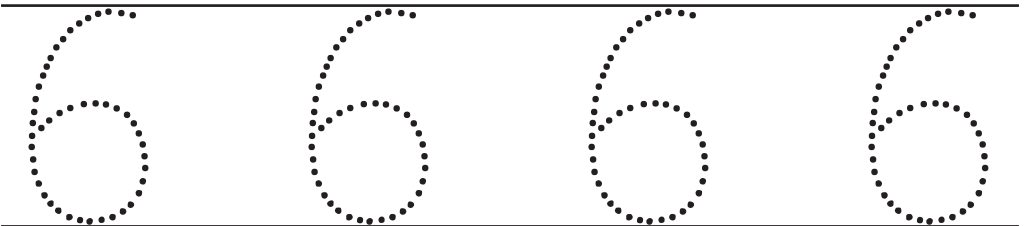
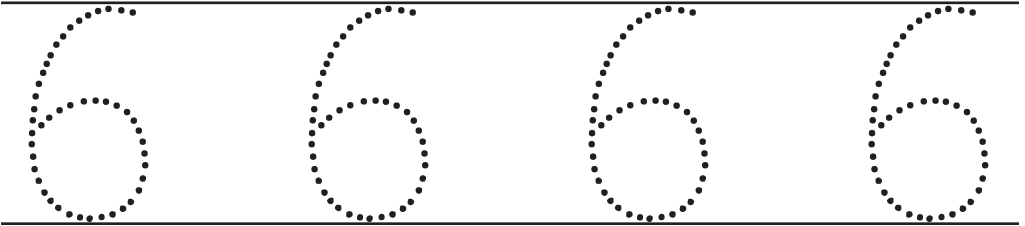
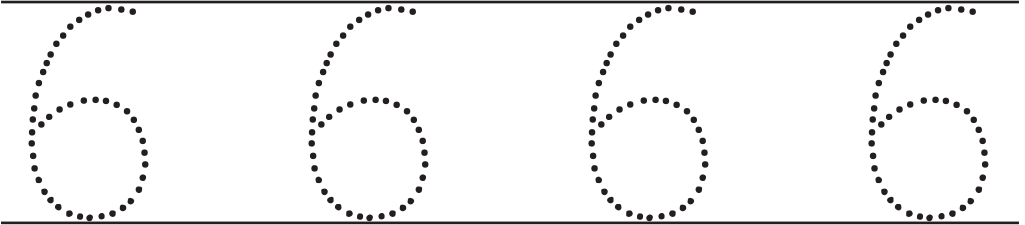
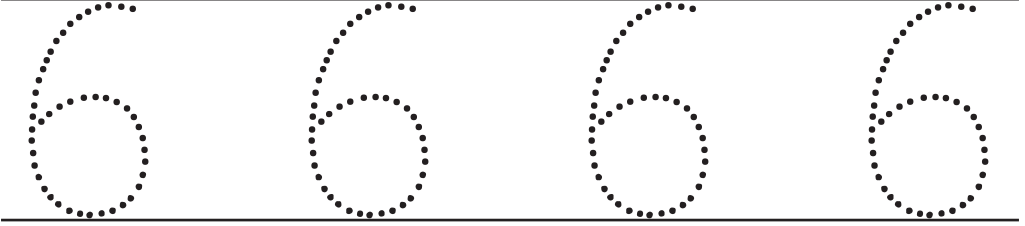
Draw the occupation you want to become one day./
Swanisa mufuta wa musebezi otabela kueza lizazi leliñwi.

Viki 21

Sitopa sa makalelo











Write number 6. / Ñola nombolo ya bu silela.



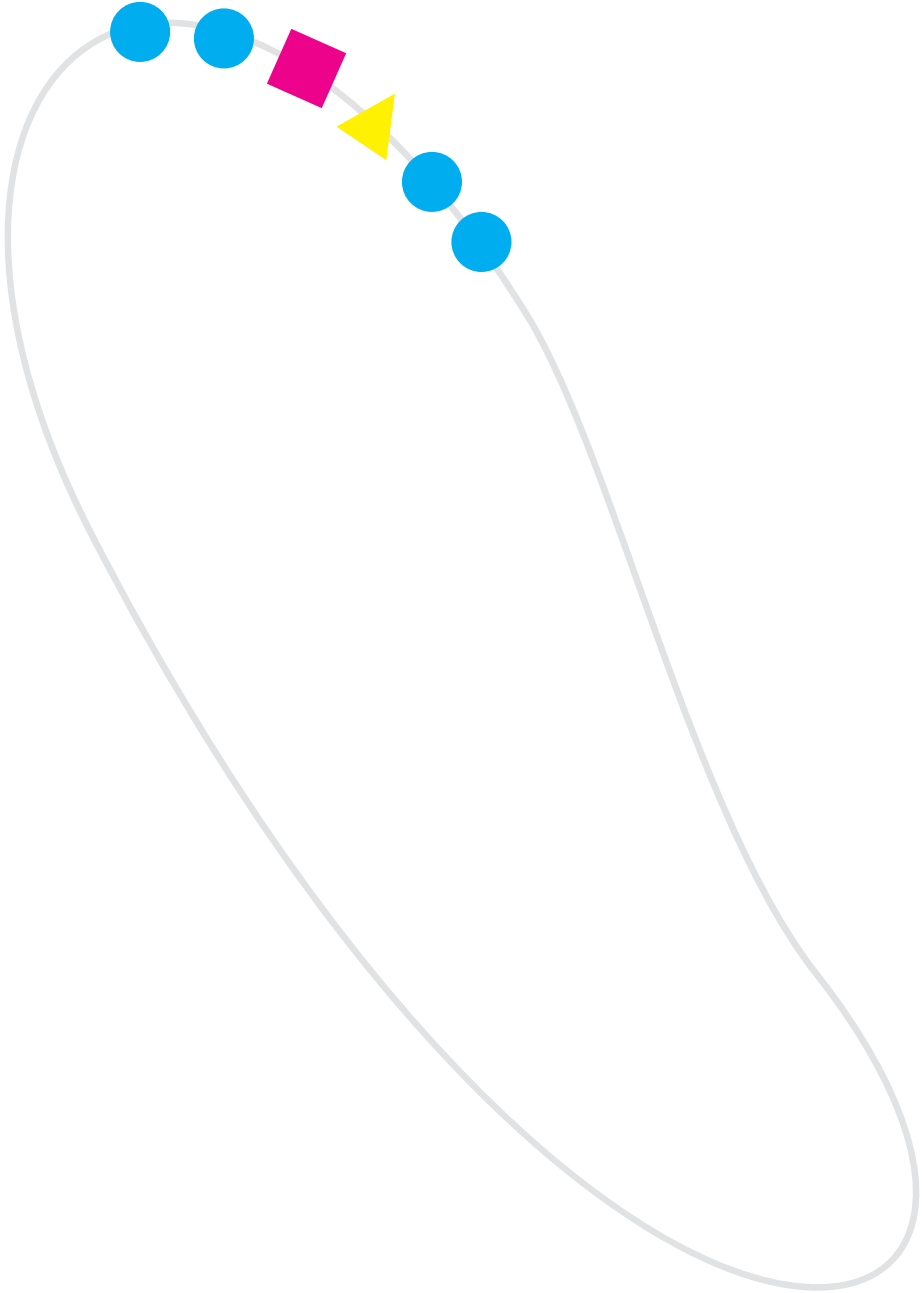
Match each item to the correct group. /
Bapanya lika zeo ni sikwata sesilukile kwa maswaniso amwatasi.

Viki 21

Sitopa sa makalelo




String beads in the given pattern. /
Mukwa wa muhala.



Draw and colour the bottles to show full, half and empty. /
Swanisa ni kupenda mabotela kusupeza kutala, licika ni leliinzi
mukungulu.

Viki 21

Sitopa sa makalelo



Circle all the names with same beginning sound./
Bea sikwenda fa mabizo kaufeela ana ni mulumo wa makalelo oswana.



Silasi



Suzana



Samwele



Anna

Circle all the number sixes. / Bea nombolo ya busilela kaufeela mwasikwenda.


2 4 1 3 6 4
 2 6 3 5 2 1
 4 6 3 6 6
 5 6 5 6 2 4
 1 2 5 3 6 1 6
 6 1 6 4 1 3
 3 4 2 6 5 6

Viki 21


Sitopa sa makalelo



Identify all brown shoes and circle them. /
Fumana makatulo kaufela amubala wa bulauni mi muabee
mwasikwenda.



Colour the first and the last persons in the row. /
Penda mutu wapili ni wamafelelezo mwamubamba wo.

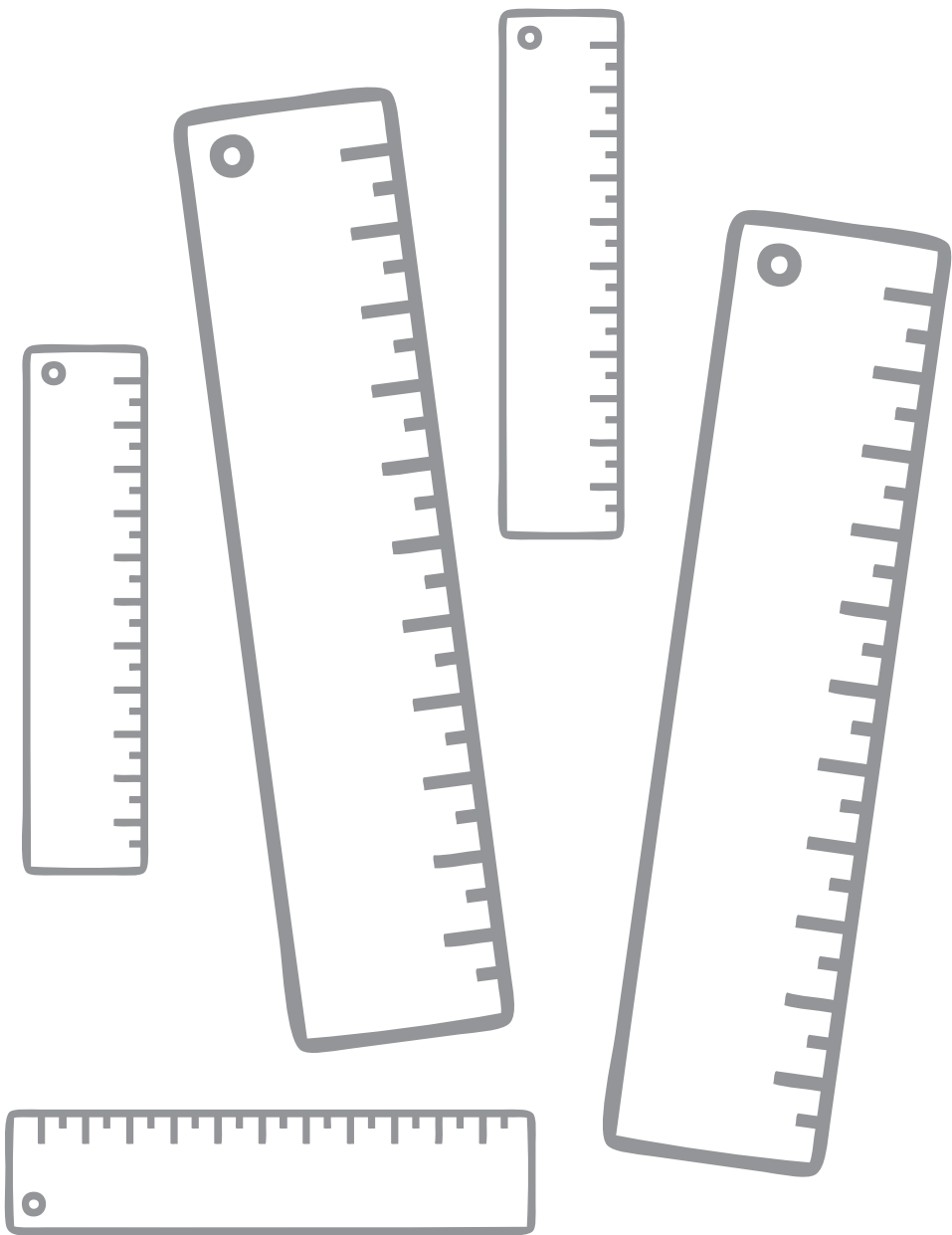


Viki 21

Sitopa sa makalelo



Colour all short rulers with a brown colour. /
 Pend malula kaufeela amakuswani mi uapende bulauni.



Look at the 50c coin and draw it in the space provided. /
Talima fa muwayawaya wa 50c niku iswanisa fasibaka sesifilwe.



Viki 22

Sitopa sa makalelo

A large, empty rectangular box with a thin black border, intended for the student to draw the 50-cent coin based on the provided images.

Circle all 5c yellow, 10c with red and 50c with brown. /
Bea ma 5c kaufeela mwasikwenda ulipende ñanda talukeke, ma 10c
muapende bufubelumi ma 50c muapende bulauni.



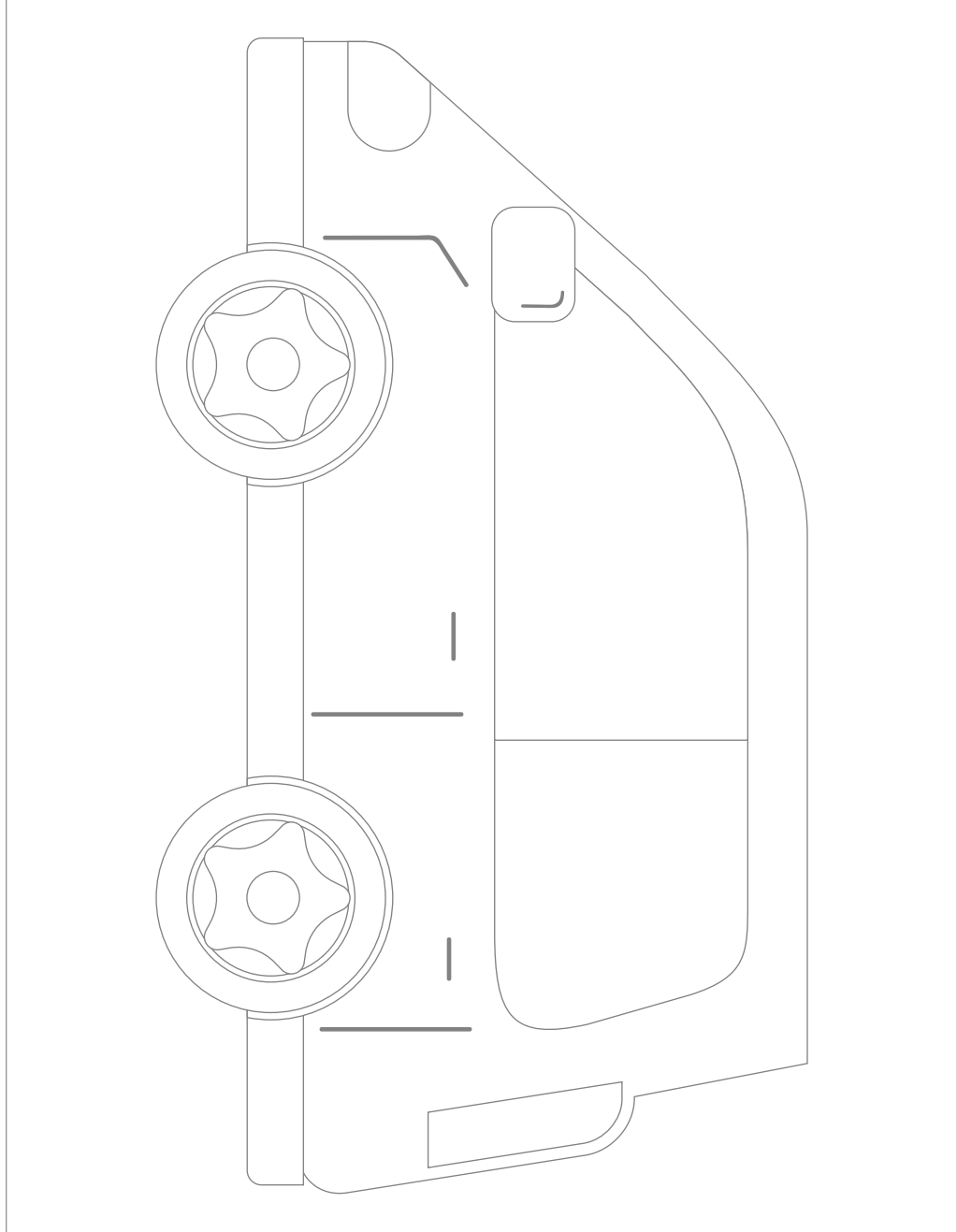
Viki 22

Sitopa sa makalelo


Use any resources available to make a collage. /
Musebelise lisebeliso kaufeela zemukona kufumana kupanga siswani-
so sesili mwatasi.

Viki 22

Sitopa sa makalelo



Paint the following picture with a colour of your choice. /
Penda siswaniso sesilatelela kakusebelisa mubala olata kaufeela.



Viki 22

Sitopa sa makalelo



Draw your traditional attire. / Swanisa litino zahao zasizo.

Viki 22

Sitopa sa makalelo



Arrange the pictures in a correct sequence. /
Bea maswaniso mwamukwa olukile.



Viki 22

Sitopa sa makalelo


Read and colour the flashcards of the different types of food. /
Bala ni kupenda tukalata twa lico zeshutanashutana.



beans / manawa



porridge / buhobe



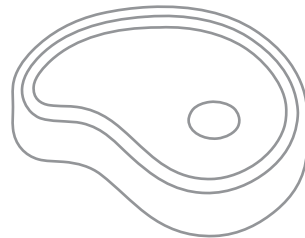
maize / mbonyi



nuts / ndongo



pumpkin / mupusi



meat / nama

Complete the given patterns. / Ufeleleze mukwa oliwatasi.



Viki 22



Sitopa sa makalelo





Cut out and complete the puzzle. / Pumaka ni kutaleleza pazulu yeli mwatasi.



Viki 22

Sitiopa sa makalelo


Connect each transport where it's used./
Ngungeka mufuta wa nzila fo uswanela.





Count the items in each block and write the correct number. /
Bala lika zemwatasi mwamibamba nikuñola nombolo yelukile
mabapa ni maswaniso.


Viki 22


Sitopa sa makalelo














Success begins with education

Parents will be able to visit the website and watch daily videos or they can subscribe to our Zoshy Telegram channel to receive daily videos. One can also download the PDF version of the book on the website. Also watch our daily show on Active Kids to watch your favourite lessons.



<https://t.me/zoshyonline>



For extra perks!

How does it work?



Easy peasy steps to follow

Register at zoshy

You can save your favourite lessons and find them easier



- Step 1: Find us at www.zoshy.online or scan the QR code
- Step 2: Find your grade and select the year
- Step 3: Choose your language
- Step 4: Choose the week you want to learn out of
- Step 5: Choose lessons from what lessons there are
- Step 6: Download booklet if you do not have it
- Step 7: Watch and follow the teacher as she explains what to do in the book
- Step 8: Follow us on Facebook (Zoshy & Active Kids) to never miss a video
- Step 9: Subscribe to our Zoshy Telegram channel if you want to receive daily updates




In collaboration with the Ministry of Education, Arts and Culture

PRINT


1

Turn the booklet to landscape.




2

Take a ruler & tear the booklet at the top long fold.




3

Fold the booklet in half.



4

The learning journey can start.



STEPS
HOW TO TEAR & USE
THE BOOKLET





Keep the school and your village clean

Don't cut trees. Plant trees!

Don't kill wild animals

Reuse and Recycle

