

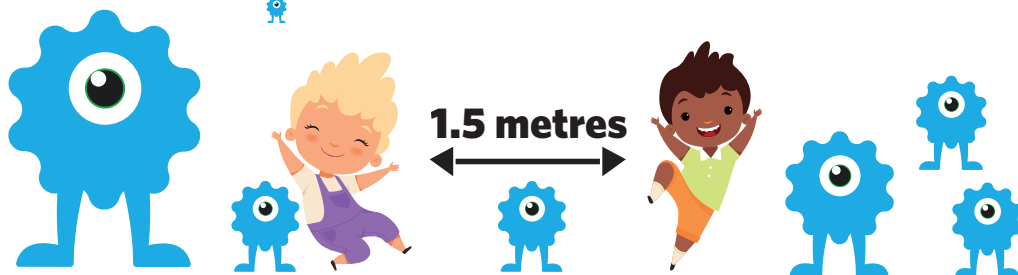
# Pre-primary: Week 13 & 14 / Vorschule: Woche 13 & 14

5-6 years/ 5 – 6 Jahre

English / Deutsch

Draw a picture of your house./  
Male ein Bild von deinem Haus.

## My Home / Mein Haus



These numbers indicate which day you can complete each worksheet! But if you want to, you can work ahead and do the rest as well.

**This publication is a collaboration between the Ministry of Education, Arts and Culture and Namibia Media Holdings. This publication is sponsored by the Ministry.**

**Copyright © Ministry of Education, Arts and Culture.** All parts of this publication cannot be reproduced, stored in a retrieval system or transmitted in any form or by any means, electronic, mechanical, photocopying, recording or otherwise without prior permission of the Ministry of Education, Arts and Culture or the Publisher.

Production by: Namibia Media Holdings **NMH** NAMIBIA MEDIA HOLDINGS


Printing: Newsprint Namibia **newsprint** NAMIBIA

**The Ministry of Education, Arts and Culture**  
www.moe.gov.na



## My home / Mein Haus

Cut out pictures of furniture from a magazine/catalogue and paste it on this page. / Schneide aus alten Zeitschriften Bilder von Möbeln aus und klebe sie auf diese Seite.



Colour the flowers around the house with green, blue and yellow. /  
Male die Blumen grün, bläu und gelb an.






Woche 13

Vorschule





Match objects to the correct house. / Verbinde die Gegenstände mit dem richtigen Haus.



Woche 13

Vorschule

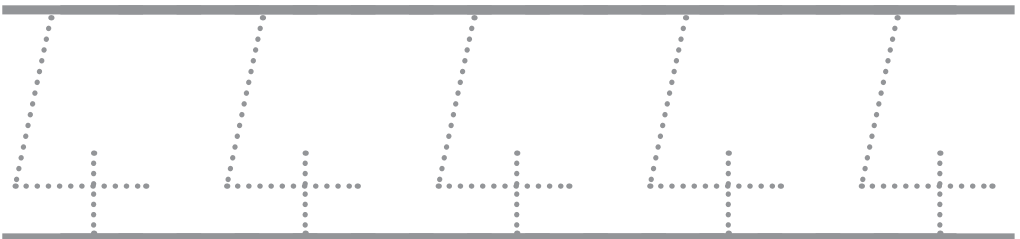
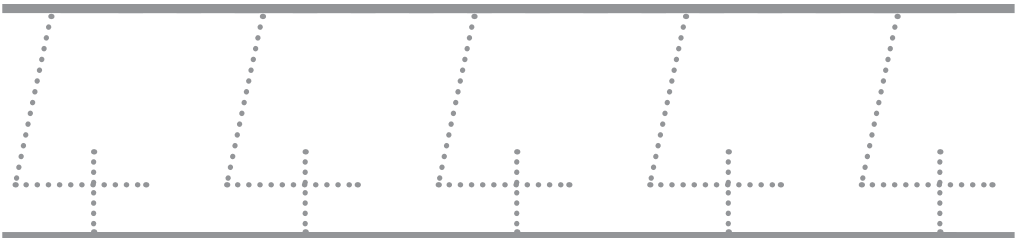
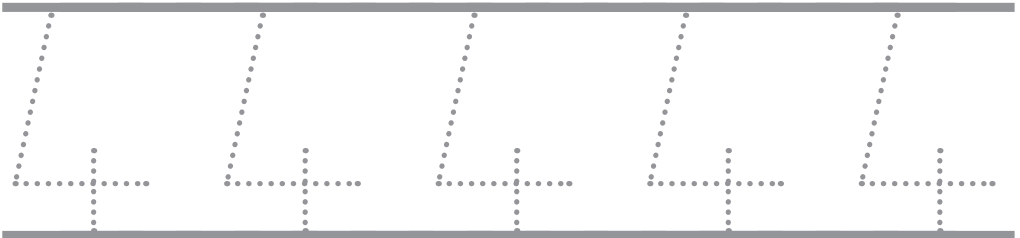
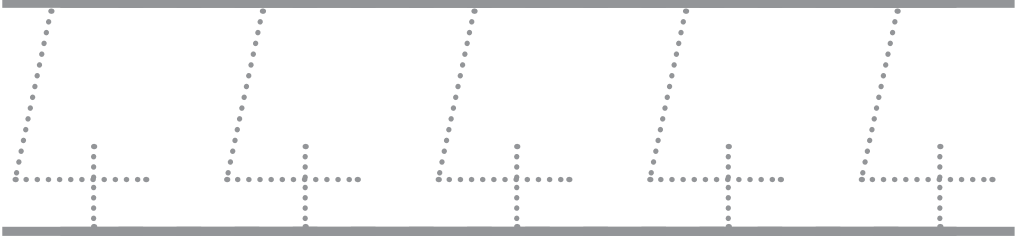
Colour the thick objects with green and thin objects with yellow. /  
 Male die fettgedruckten Gegenstände grün und die anderen  
 Gegenstände gelb an.



Woche 13

Vorschule

Trace a dotted number 4. / Schreibe auf der gestrichelten Zahl.



Woche 13

Vorschule

Write the number 4. / Schreibe die Zahl 4.

Woche 13

Vorschule

Draw a thick object and a thin object in the provided space./  
Male einen dicken und einen dünnen Gegenstand in die jeweilige Spalte.

thick / dick

thin / dünn

Woche 13

Vorschule

Colour what you do on Saturday with yellow and what you do on Sunday with green. / Male die Aktivitäten, die du samstags machst, gelb an. Male die Aktivitäten, die du sonntags machst, grün an.

Woche 13

Vorschule



Fill in the missing numbers./ Ergänze die fehlenden Zahlen.

1, \_\_, 3, \_\_


1, 2, \_\_, 4

\_\_, 2, 3, \_\_


Connect the sets of objects to the correct number. /




1



3




4



2



Cut out the picture cards and arrange them from shortest to longest. /  
Schneide die Bilder von den Tischen aus und ordne sie von dem kürzesten zu dem längsten Tisch.



Woche 13

Vorschule





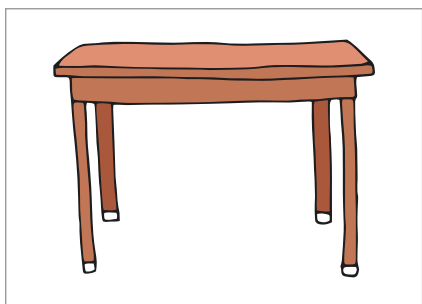

Complete the given pattern. / Schau dir die oberste Reihe an.  
 Vervollständige dann die Reihen darunter, wie im Beispiel.



Woche 13

Vorschule

Count the objects and write the correct number in the block. /  
Verbinde die Anzahl der Gegenstände mit der richtigen Zahl.



Woche 13


Vorschule



Circle all pictures with sweet food, talk about it with the teacher or parent. / Ziehe einen Kreis um alle süßen Sachen. Sprich mit deiner Kindergärtnerin oder deinen Eltern darüber.



Draw a house inside the given circle. / Male ein Haus in den Kreis.



Woche 14

Vorschule

Copy a given number patterns in the provided space. /  
Schreibe das Zahlenmuster auf die Zeile darunter über.

1, 2, 3, 4, 4, 3, 2, 1

---

3, 4, 4, 1, 1, 2, 2, 1

---

1, 4, 3, 2, 1, 4, 3, 1

---






Woche 14

Vorschule

Colour the heavy items red and the light items green. /  
Male die schweren Gegenstände rot und die leichten grün an.

Woche 14

Vorschule





Circle all the 10c. / Ziehe einen Kreis um alle 10 Cent.



Woche 14

Vorschule

Circle all number 4s with a green crayon. /  
Ziehe einen Kreis um alle Zahlen 4 mit einem grünen Stift.


1 3 2 4 2 1  
4 1 3 2 3 2  
2 1 3 2 1 3 2  
4 3 4 1 4 1 3  
1 2 3 4 3 2  
2 3 2 4 4 2  
4 3 4 1 3  
4 1 2 4 1

Woche 14

Vorschule




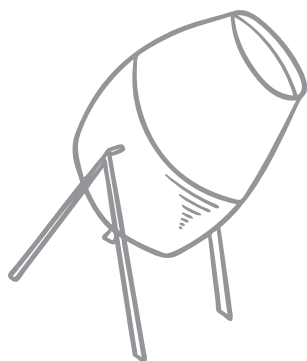

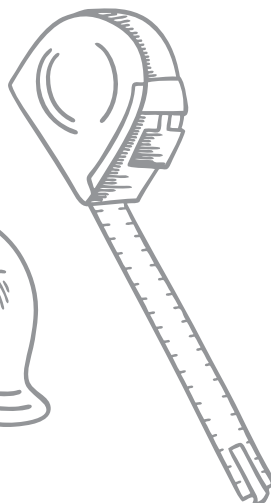
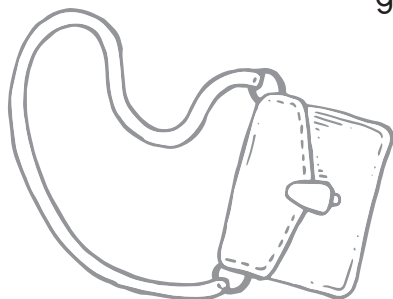
Draw two different houses and talk about them with the teacher or parent./ Male zwei verschiedene Häuser. Sprich mit deiner Kindergärtnerin darüber.



Woche 14

Vorschule

Circle materials that you can use to build your house. /  
Ziehe einen Kreis um alle Gegenstände, die man bei einem Hausbau  
gebrauchen kann.



Play the miming game:

1. Cut out the picture cards.
2. Mime the action on the card.

Schneide die Bildchen aus:

1. Lege sie falsch herum hin.
2. Nimm ein Bildchen und zeige deiner Kindergärtnerin, wie man diese Aktion auf dem Bildchen ausführt.





Cut and paste the pictures in the correct box. /  
Schneide die Bildchen unten an der Seite aus und klebe sie  
in die richtige Spalte.

At home / zu Hause

At school / bei dem  
Kindergarten

Woche 14

Vorschule







Colour the houses the correct colour. /  
Male die Häuser in der Farbe an, die unten drunter steht.



purple / lila



orange



blue / blau



green / grün



yellow / gelb



red / rot



brown / braun



pink / rosa








Woche 14

Vorschule

Match the similar object with a line. /  
Verbinde die gleichen Gegenstände mit einem Strich.

Woche 14

Vorschule



# Success begins with education

Parents will be able to visit the website and watch daily videos or they can subscribe to our Zoshy Telegram channel to receive daily videos. One can also download the PDF version of the book on the website. Also watch our daily show on Active Kids to watch your favourite lessons.



<https://t.me/zoshyonline>



**For extra perks!**

**How does it work?**



## Easy peasy steps to follow

## Register at zoshy

You can save your favourite lessons and find them easier



- Step 1: Find us at [www.zoshy.online](http://www.zoshy.online) or scan the QR code
- Step 2: Find your grade and select the year
- Step 3: Choose your language
- Step 4: Choose the week you want to learn out of
- Step 5: Choose lessons from what lessons there are
- Step 6: Download booklet if you do not have it
- Step 7: Watch and follow the teacher as she explains what to do in the book
- Step 8: Follow us on Facebook (Zoshy & Active Kids ) to never miss a video
- Step 9: Subscribe to our Zoshy Telegram channel if you want to receive daily updates



[www.zoshy.online](http://www.zoshy.online)

In collaboration with the Ministry of Education, Arts and Culture

**PRINT**

- 1** Turn the booklet to landscape.
- 2** Take a ruler & tear the booklet at the top long fold.
- 3** Fold the booklet in half.
- 4** The learning journey can start.

**STEPS**  
HOW TO TEAR & USE  
THE BOOKLET





# GET TO KNOW YOUR TEACHERS!



## MEET OUR GERMAN TRANSLATOR



**Gisella Schommarz**

Seit 1989 bin ich Lehrerin. Ich unterrichte Deutsch als Muttersprache und Deutsch als Fremdsprache in den Klassen 8 bis 12. Ich war auch lange zu Hause, aber in der Zeit immer Teil vom Erziehungswesen. Ich bin keine Übersetzerin, aber aus Liebe zu Deutsch habe ich diese Aufgabe bei NMH für diese Hefte übernommen. Es ist ein sehr aufwendiges Projekt, dass in diesen Zeiten hoffentlich einen Einfluss auf unsere Schüler hat und ihnen viel Spaß und Freude am Lernen bereitet.

### Get to know more about another Namibian language!

This week we will be learning about *Khoekhoegowab*.

Did you know?

- Khoekhoegowab has 4 clicks, namely !, |, || and ǀ.
- It is spoken in Namibia, Botswana and South Africa.
- There are about 200 000 people in Namibia that speaks Khoekhoegowab.
- Regions in Namibia where it is mostly spoken include; **Kunene, Khomas, Hardap, Omaheke, Otjizondjupa and Oshikoto.**



### Take part in our competition of the week!

You stand a chance to

## WIN N\$ 100

What have you enjoyed about the My Zone school books and online school? Whatsapp your answer with the following:

**+264 81 850 3609**

**Name & Surname, Grade, School, why you enjoy the project and a picture of you holding one of our books.**