

Ondondo 3: Oshiwike 19 no 20



Oshindonga

Esiloshimpwiyu lyoonkalo dha nika oshiponga



Ministry of Education,
Arts and Culture

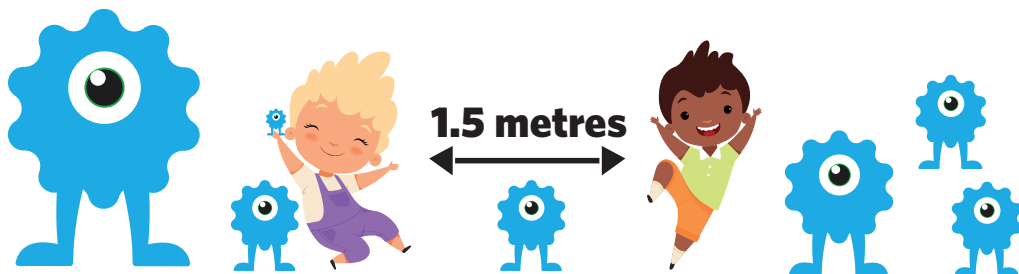


NAMIBIAN
COMMUNITY TRUST



for every child





These numbers indicate which day you can complete each worksheet! But if you want to, you can work ahead and do the rest as well.

This publication is a collaboration between the Ministry of Education, Arts and Culture and Namibia Media Holdings. This publication is sponsored by the Ministry.

Copyright © Ministry of Education, Arts and Culture. All parts of this publication cannot be reproduced, stored in a retrieval system or transmitted in any form or by any means, electronic, mechanical, photocopying, recording or otherwise without prior permission of the Ministry of Education, Arts and Culture or the Publisher.

Production by: Namibia Media Holdings

Printing: Newsprint Namibia



Safety Measures

Vocabulary

play

touch

harmful

dangerous

safe

strangers

| | | | | | | | | | |
|---|---|---|---|---|---|---|---|---|---|
| s | l | p | a | e | e | g | r | m | t |
| t | h | l | f | o | e | t | t | u | u |
| r | d | a | n | g | e | r | o | u | s |
| a | s | y | r | g | i | u | u | s | h |
| n | g | p | r | m | e | c | c | h | p |
| g | m | w | a | s | f | h | h | t | l |
| e | u | e | g | o | a | u | e | l | o |
| r | s | l | y | e | s | e | l | y | y |
| s | t | l | x | p | m | g | h | e | i |
| n | n | a | e | l | c | s | m | h | s |

Oshiwike 19

Ondondo 3



Make two sentences using the following words:

strangers:

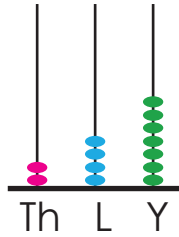
harmful:



Oshindonga

Ehalemwaalu

Onomola 247 otayi monika ngeyi kokayalulitho.



Dhimbuluka kutya 0 otashi ti: Kokatihala hoka ka ku nasha.
Thaneka okayalulitho koye mwene koonomola tadhi landula.

Oshiwike 19

$1. 253 =$



$5. 800 =$



Ondondo 3

$2. 671 =$



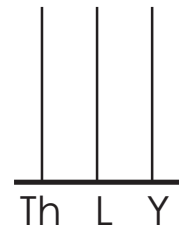
$6. 129 =$



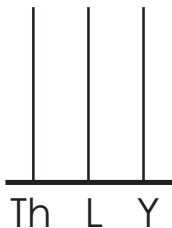
$3. 809 =$



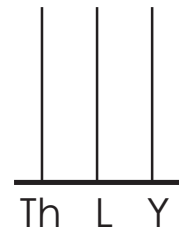
$7. 909 =$



$4. 340 =$

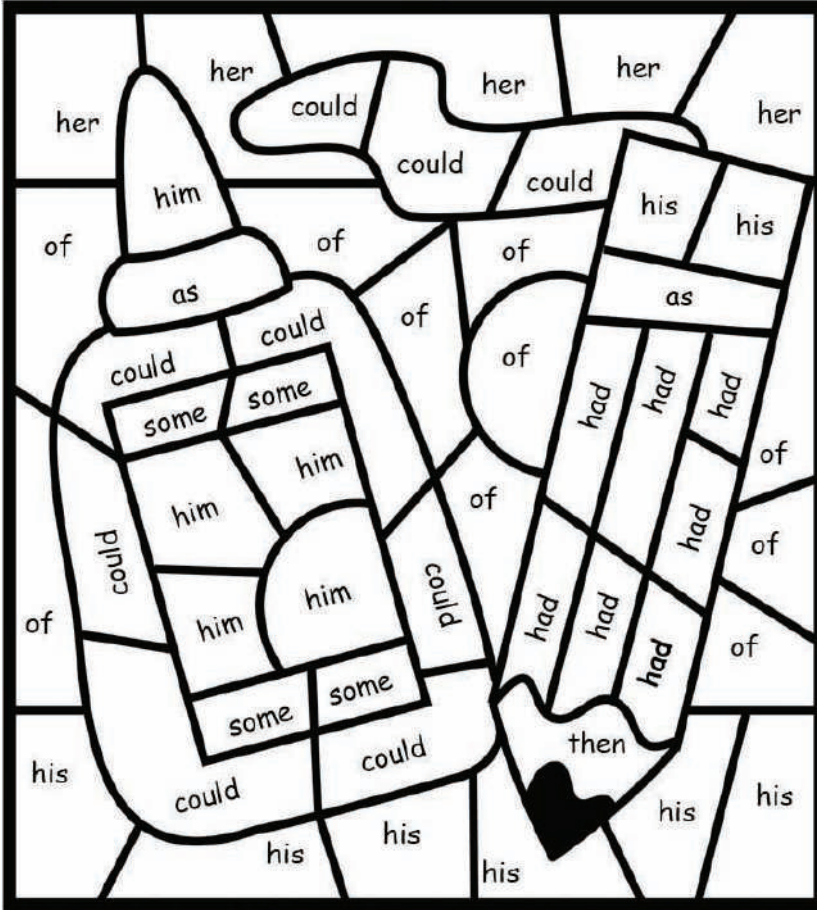


$8. 468 =$



Sight words

Colour by sight word.



Oshiwike 19

Ondondo 3

him = red

then = grey

some = blue

as = purple

his = pink

had = brown

of = yellow

her = green

could = orange

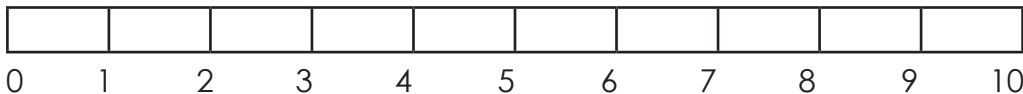




Okuhedhitha popepi

Hedhitha popepi nomilongo 10:

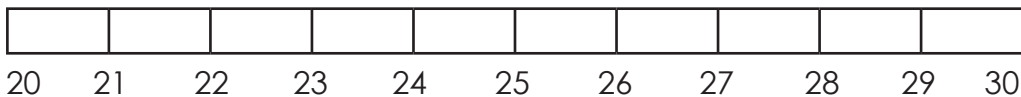
1. 9 oguli popepi na0 nenge 10? _____



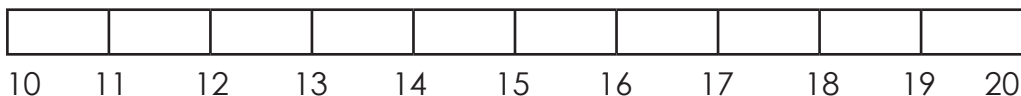
2. 41 oyi li popepi no40 nenge no50? _____



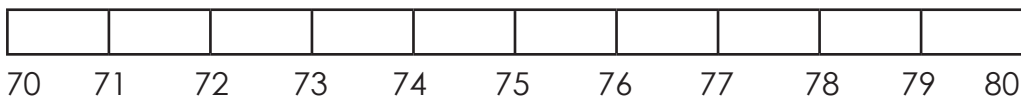
3. 26 oyi li popepi no20 nenge no30? _____



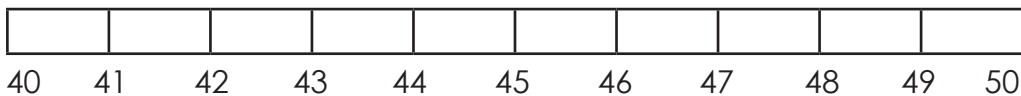
4. 15 oyi li popepi no10 nenge no20? _____



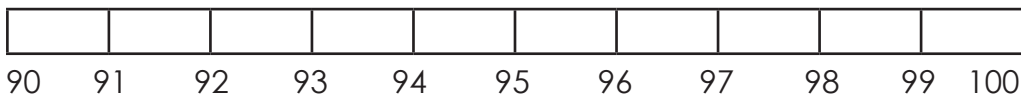
5. 73 oyi li popepi no70 nenge no80? _____



6. 44 oyi li popepi no40 nenge no50? _____



7. 98 oyi li popepi no90 nenge ne100? _____



Phonics

Follow the example and build two or three letter words using the beginning, middle and ending sound.

man **m**ug
 and
 net

tap t _____
 a _____
 p _____

fun f _____
 u _____
 n _____

get g _____
 e _____
 t _____

mop m _____
 o _____
 p _____

sit s _____
 i _____
 t _____



Okuyalula: Etulokumwe nekuthomo

$$\begin{array}{r} 172 \\ + 245 \\ \hline \\ \hline \end{array}$$

$$\begin{array}{r} 341 \\ - 183 \\ \hline \\ \hline \end{array}$$

$$\begin{array}{r} 212 \\ + 146 \\ \hline \\ \hline \end{array}$$

$$\begin{array}{r} 243 \\ - 199 \\ \hline \\ \hline \end{array}$$

$$\begin{array}{r} 413 \\ + 329 \\ \hline \\ \hline \end{array}$$

$$\begin{array}{r} 438 \\ - 139 \\ \hline \\ \hline \end{array}$$

$$\begin{array}{r} 282 \\ + 188 \\ \hline \\ \hline \end{array}$$

$$\begin{array}{r} 481 \\ - 218 \\ \hline \\ \hline \end{array}$$

$$\begin{array}{r} 367 \\ + 298 \\ \hline \\ \hline \end{array}$$



Reading comprehension

Read the story and answer the questions that follow.

SAY NO!

One day Fred and his two friends were standing at the corner of the street. They were talking about their swimming class. A strange man came walking up to them. "Can you tell me where Abba street is?" he asked in a friendly manner.

Joshua immediately started to explain. "You walk up that road and turn right at the second street." "We live in Abba street," said Sam.

"Could you show me?" asked the man. "You can ride with me. I will take you home."

"Gee, thanks," said Joshua. They got into the stranger's car and they drove off. Fred felt very uneasy about what his friends had done. He didn't even know the man's name. He saw what the car looked like but didn't look at the number plate. Suddenly he felt afraid. He knew he had to tell his mother what had happened. He ran home and told his mother.

1. What did Joshua and Sam do that caused Fred to worry?

2. Do you think they did the right thing? Say why or why not.

3. Circle the prepositions:
 - a) The boys got into the stranger's car.
 - b) The car was parked around the corner.





Okukitakununa

1. Etitatu limwe Juanita okwa mono uudhila 112 momuti gumwe nomomuti omukwawo 107. Okwa mono uudhila ungapi auhe kumwe?

2. Maria okwa kutha oongala 88 nakuume ke okwa kutha oongala 71. Maria okwa kutha oongala shivulithe ngapi?

3. Nena esiku 4 Juni nevalo lyaPetrus oli li mo26 Juni. Okuna omasiku gangapi okuthika pevalo lyaPetrus?

4. Eva naElisa aamwayinathana. Oyena okandooha koku pungula. Eva okwa tulamo N\$40.00 naElisa okwa tula mo N\$55.00 mokandooha.

4.1 limaliwa ingapi ya pungula mokandooha?

4.2 Elisa okwa tula mo iimaliwa oyindji yithike peni e vule Eva?



Regular verbs: Simple present tense


Circle the correct verb:

1. I **greet/greets** my friend on her birthday.
2. You **make/makes** delicious food.
3. She **keep/keeps** her room neat and tidy.
4. My father **play/plays** golf on Saturdays.
5. The child **like/likes** colourful dresses.
6. Children usually **want/wants** to eat chocolates.
7. Sally **go/goes** to the church on Sunday.

Write a sentence with the following words:

run: _____

runs: _____



limaliwa

1. Nyola ongushu yiimaliwa mbi:

a)



b)



c)



d)



e)



f)



g)



h)



2. Nyola omwaalu gwiimaliwa.

a)



b)



a)



b)





Conjunctions:

Rewrite the following sentences by using a conjunction to join the two sentences:

and

but

while

after

if

- Mary wants to play. It is too cold outside.
- You may eat ice-cream. You ate all your food.
- All the boys can go and play soccer. They find a ball.
- Mommy sits in the park. She waits for Daddy.
- Lisa must wash the dishes. Sweep the floor.

Oshiwike 19

Ondondo 3





1. Tsitha kumwe iiningwanima nethimbo lyomondjila.

Oshiningwanima


- Omasiku gosikola moshiwike
- Omasiku gehuliloshiwike moshiwike
- Omasiku moshiwike shimwe
- Oomwedhi moshikako oshitiyali
- Efudho lyaAguste

Ethimbo


- iiwike 2
omasiku 7
oomwedhi 3
omasiku 5
omasiku 2

2. Tsithakumwe oshiningwanima nowili yomondjila.

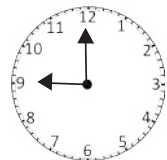
a) Benni okwa li ta undula Mara powili ontimugoyi muumpungu.



b) Aamati yaali oya li taa kondjo pomugoyi gwa pita ominute omulongo nantano.



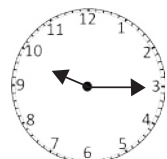
c) Mee Moli okwa li ta fala omuhindi kombelewa petata lyomulongo.



d) Tate Ya Otto okwa li ta dhengele aavali kuna ominute omulongo nantano komulongo. .



e) Omuhindi okwa li ta shuna kongulu yosikola pomulongo.



Okunyola nuukeka

Nyola okatendo okafupi kombinga yuupyakadhi tau vulu okwaadha egumbo.

Longitha iitya tayi landula onga ekwatho:

| | | | | | |
|---------|---------------------|---------|--------|---------|-----------------|
| uupalwa | okukwatwa kolusheno | uukonde | oopela | oombebe | aayendanandjila |
|---------|---------------------|---------|--------|---------|-----------------|

Oshiwike 19

Ondondo 3





Eindjipaleko

5

Oshimpungu sha - 0 - 1 - 2 - 3 - 4 - 5

$2 \times 9 = \underline{\quad}$

$4 \times 2 = \underline{\quad}$

$5 \times 3 = \underline{\quad}$

$3 \times 10 = \underline{\quad}$

$0 \times 0 = \underline{\quad}$

$4 \times 4 = \underline{\quad}$

$2 \times 8 = \underline{\quad}$

$3 \times 5 = \underline{\quad}$

$2 \times 1 = \underline{\quad}$

$4 \times 0 = \underline{\quad}$

$5 \times 10 = \underline{\quad}$

$5 \times 9 = \underline{\quad}$

$4 \times 2 = \underline{\quad}$

$2 \times 3 = \underline{\quad}$

$4 \times 10 = \underline{\quad}$

$5 \times 0 = \underline{\quad}$

$3 \times 4 = \underline{\quad}$

$2 \times 8 = \underline{\quad}$

$4 \times 5 = \underline{\quad}$

$5 \times 1 = \underline{\quad}$

$4 \times 0 = \underline{\quad}$

$2 \times 10 = \underline{\quad}$



$3 \times 8 = \underline{\quad}$

$1 \times 7 = \underline{\quad}$

$4 \times 6 = \underline{\quad}$

$2 \times 2 = \underline{\quad}$

$3 \times 9 = \underline{\quad}$

$2 \times 4 = \underline{\quad}$

$4 \times 1 = \underline{\quad}$

$3 \times 6 = \underline{\quad}$

$3 \times 3 = \underline{\quad}$

$1 \times 5 = \underline{\quad}$

$4 \times 7 = \underline{\quad}$



$1 \times 8 = \underline{\quad}$

$5 \times 7 = \underline{\quad}$

$0 \times 6 = \underline{\quad}$

$5 \times 2 = \underline{\quad}$

$1 \times 9 = \underline{\quad}$

$5 \times 4 = \underline{\quad}$

$0 \times 1 = \underline{\quad}$

$5 \times 6 = \underline{\quad}$

$1 \times 3 = \underline{\quad}$

$5 \times 5 = \underline{\quad}$

$0 \times 7 = \underline{\quad}$



Reading comprehension

Read the story and answer the questions that follow.

Spoiled food

“Did you know that food can be dangerous?” Daniel asked Emma.

“Yes, if you leave food uncovered or out on the table it can become spoiled and dangerous to eat.”

“What is causing it to spoil?” asked Daniel.

“Well, mostly bacteria.” answered Emma.

“What are bacteria?” he asked

“Bacteria are also called germs. We all know what germs are, right? They love to grow on food. Germs love to grow at room temperature. That is why we should store any leftovers in the fridge. Germs don't grow so well while shivering from cold,” said Emma.

1. How can food become spoiled and dangerous to eat?

2. What causes food to get spoiled?

3. Where should we store leftovers?

4. Bacteria are also called? _____



Oompatolona dhoonomola

1

Ulika ompatolonanomola e to udhitha mo oonomola dhaa mo:

| | | | | | | | | | | |
|---|---|---|---|---|----|--|--|--|--|--|
| 1 | 2 | 4 | 6 | 8 | 10 | | | | | |
|---|---|---|---|---|----|--|--|--|--|--|

| | | | | | | | | | | |
|---|----|----|----|----|----|--|--|--|--|--|
| 2 | 17 | 19 | 21 | 23 | 25 | | | | | |
|---|----|----|----|----|----|--|--|--|--|--|

| | | | | | | | | | | |
|---|----|----|----|----|----|--|--|--|--|--|
| 3 | 48 | 44 | 40 | 36 | 32 | | | | | |
|---|----|----|----|----|----|--|--|--|--|--|

| | | | | | | | | | | |
|---|----|----|----|----|----|--|--|--|--|--|
| 4 | 10 | 15 | 20 | 25 | 30 | | | | | |
|---|----|----|----|----|----|--|--|--|--|--|

| | | | | | | | | | | |
|---|----|----|----|----|----|--|--|--|--|--|
| 5 | 27 | 25 | 23 | 21 | 19 | | | | | |
|---|----|----|----|----|----|--|--|--|--|--|

| | | | | | | | | | | |
|---|---|----|----|----|----|--|--|--|--|--|
| 6 | 6 | 12 | 18 | 24 | 30 | | | | | |
|---|---|----|----|----|----|--|--|--|--|--|

| | | | | | | | | | | |
|---|---|---|---|---|---|--|--|--|--|--|
| 7 | 1 | 3 | 5 | 7 | 9 | | | | | |
|---|---|---|---|---|---|--|--|--|--|--|

| | | | | | | | | | | |
|---|----|----|----|----|----|--|--|--|--|--|
| 8 | 40 | 38 | 36 | 34 | 32 | | | | | |
|---|----|----|----|----|----|--|--|--|--|--|

| | | | | | | | | | | |
|---|----|----|----|----|----|--|--|--|--|--|
| 9 | 12 | 15 | 18 | 21 | 24 | | | | | |
|---|----|----|----|----|----|--|--|--|--|--|

| | | | | | | | | | | |
|----|----|----|----|----|----|--|--|--|--|--|
| 10 | 32 | 30 | 28 | 26 | 24 | | | | | |
|----|----|----|----|----|----|--|--|--|--|--|

Oshiwike 20

Ondondo 3



Singular and plural

A singular noun names one person, place, or thing.

Example: One dog barked last night.

A plural noun names more than one person, place or thing.

Example: Three dogs barked last night.

Add s to many singular nouns to make them plural.

Directions: Add **s** to make the plural form of each noun.

1. table _____

2. friend _____

3. spoon _____

4. hat _____

5. phone _____

6. lamp _____

7. cow _____

8. teacher _____

9. car _____

10. park _____

11. plant _____

12. toy _____

13. book _____

14. zebra _____

15. rock _____

16. store _____



English Activity

Vocabulary and Sight words


Vocabulary

store
supply
fridge
freezer
cool
warm
cook
bake
braai
meal



Sight words


cold
first
off
fly
open
take




Oonomola dhiisheka noonomola dheelekana

2

21



Elekana Steven



iisheka Todd

Udhitha mo onomola yini yiisheka nenge yeelekana:

| 16 Yeelekana | 7 yiisheka |
|--------------|------------|
| 23 | 87 |
| 5 | 13 |
| 14 | 22 |
| 6 | 17 |
| 65 | 33 |
| 54 | 44 |
| 20 | 72 |
| 48 | 80 |
| 30 | 62 |
| 51 | 19 |
| 79 | 2 |
| 60 | 99 |

Oshwike 20

Ondondo 3



Phonics



stretch



street



strawberry



stream

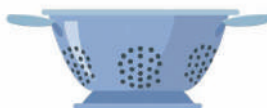
str



stray



strum



strainer



strong



strange



straw

Make a sentence with the following words:

straw: _____

street: _____

Okukitakununa

1. Ositola otayi landitha uulapi wokumangitha uutiligane woometa 174 nuukwawo uumbulawu oometa 86. Oometa ngapi odhindji dha landithwa dhuulapi wukamangitha uutiligane?

2. Beni okwa ninga oombiga dhondjema 158 moshiwike. Okwa landitha po oombiga 92. Opa thigala oombiga ngapi?

3. Aanuuvu 167 ohaya yi kokapangelo moshiwike shimwe. Aanuuvu 104 ohaya yi ko oshiwike sha landulako. Aanuuvu oyendji yangapi ya yile kokapangelo moshiwike shotango?

4. Ongulu yosikola oyina aalongwa 42. Aalongwa 36 oya li kosikola mEtine. Aalongwa yangapi ya li ya faula?


Oshiwike 20

Ondondo 3



Sequencing

Look at the following pictures and write a short story on how to prepare a vegetable soup.



Oshiwike 20

Ondondo 3

Okuyalula

Okukuthamo nokutulakumwe

$$\begin{array}{r} 489 \\ + 127 \\ \hline \\ \hline \end{array}$$

$$\begin{array}{r} 283 \\ - 157 \\ \hline \\ \hline \end{array}$$

$$\begin{array}{r} 700 \\ - 243 \\ \hline \\ \hline \end{array}$$

$$\begin{array}{r} 447 \\ + 257 \\ \hline \\ \hline \end{array}$$

$$\begin{array}{r} 634 \\ - 218 \\ \hline \\ \hline \end{array}$$

$$\begin{array}{r} 182 \\ + 139 \\ \hline \\ \hline \end{array}$$

Oshiwike 20

$$\begin{array}{r} 242 \\ + 329 \\ \hline \\ \hline \end{array}$$

$$\begin{array}{r} 526 \\ + 248 \\ \hline \\ \hline \end{array}$$

$$\begin{array}{r} 400 \\ - 138 \\ \hline \\ \hline \end{array}$$

Ondondo 3



English Activity

Regular Verbs

Write the past tense for each verb.

Simple past tense

Base form:
Add + **ed**

Verbs that end in e:
Add + **d**

| | |
|--------|----------|
| listen | listened |
| cook | |
| look | |
| call | |
| walk | |
| play | |
| help | |
| open | |
| watch | |
| paint | |
| jump | |
| play | |
| brush | |
| follow | |

| | |
|-------|--------|
| close | closed |
| like | |
| live | |
| share | |
| use | |
| save | |
| love | |
| move | |



Omutima gwoshikwatelwa – Oolitela noomililitela

1. Oolitela wuukitha koomililitela. Oshikwatelwa kehe shi tula moomililitela okuza moolitela.



Oolitela 10



oolitela 2



oolitela 5



etata lyolitela



olitela 1

= _____ = _____ = _____ = _____ = _____

2. Ayihe kumwe ngapi?



25ml + 25ml + 25ml = _____



500ml + 500ml = _____

3. Udhitha ekende kehe nomutima- gwoshikwatelwa gwa ulikwa pevi.

1 000 ml

750 ml

500 ml

250 ml



Etata litela



iititatu ine litela





oshitine shimwe litela.

Okutopola olupe muupambu wu thike pamwe:

5

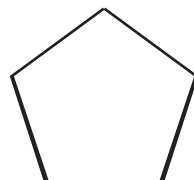




Okuteta olupe muupambu wuthike pamwe weendululathana olundji nopokati pwaana omwaka/ ehala nenge wa thigathanapo.

Oshiholelwa:



Oshiwike 20

Longitha onkuvundatu oku topola omalupe ta ga landula:



Ondondo 3




Sequencing

How to make a fruit salad.

Ndeshi is going to make a fruit salad for the family.

Look at the pictures and write down the sentences in the correct order.



- Cut all of the fruits into small blocks.
- Serve the fruit salad with ice-cream.
- Get the fruits for the fruit salad.
- Mix all the cut-up fruits together.
- Peel and slice the bananas.
- Squeeze juice from the oranges and pour over the fruits.

a) _____

b) _____

c) _____

d) _____

e) _____

f) _____

Oshiwike 20

Ondondo 3

Etopolo neindjipaleko

Oshimpungu sha2

Indjipaleka

$1 \times 2 = 2$

$2 \times 2 = 4$

$3 \times 2 = 6$

$4 \times 2 = 8$

$5 \times 2 = 10$

$6 \times 2 = 12$

$7 \times 2 = 14$

$8 \times 2 = 16$

$9 \times 2 = 18$

$10 \times 2 = 20$

Topola

$2 \div 2 = 1$

$4 \div 2 = 2$

$6 \div 2 = 3$

$\square \div 2 = 4$

$\square \div 2 = 5$

$\square \div 2 = 6$

$14 \div 2 = \square$

$16 \div 2 = \square$

$\square \div 2 = \square$

$\square \div 2 = \square$



Oshimpungu sha 3

Indjipaleka

$1 \times 3 = 3$

$2 \times 3 = 6$

$3 \times 3 = 9$

$4 \times 3 = 12$

$5 \times 3 = 15$

$6 \times 3 = 18$

$7 \times 3 = 21$

$8 \times 3 = 24$

$9 \times 3 = 27$

$10 \times 3 = 20$

Topola

$3 \div 3 = 1$

$6 \div 3 = 2$

$9 \div 3 = 3$

$\square \div 3 = 4$

$\square \div 3 = 5$

$\square \div 3 = 6$

$21 \div 3 = \square$

$24 \div 3 = \square$

$\square \div 3 = \square$

$\square \div 3 = \square$



Success begins with education

Parents will be able to visit the website and watch daily videos or they can subscribe to our Zoshy Telegram channel to receive daily videos. One can also download the PDF version of the book on the website. Also watch our daily show on Active Kids to watch your favourite lessons.



<https://t.me/zoshyonline>



ONLINE

For extra perks!

How does it work?

Register at zoshy

You can save your favourite lessons and find them easier

Easy peasy steps to follow

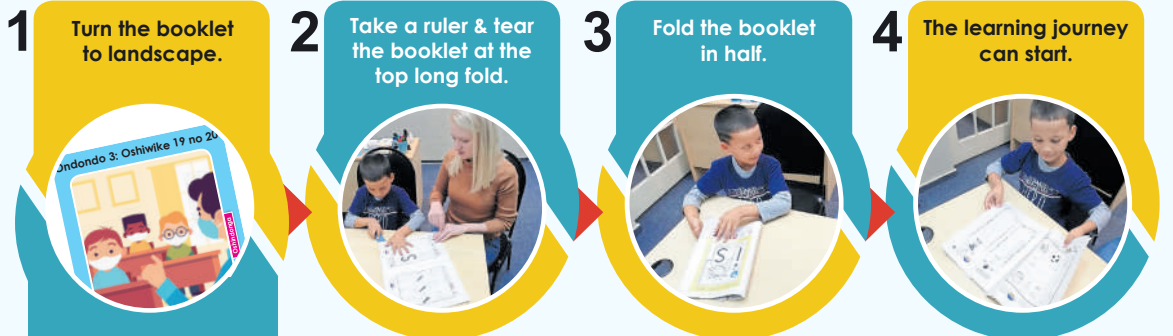
- Step 1: Find us at www.zoshy.online or scan the QR code
- Step 2: Find your grade and select the year
- Step 3: Choose your language
- Step 4: Choose the week you want to learn out of
- Step 5: Choose lessons from what lessons there are
- Step 6: Download booklet if you do not have it
- Step 7: Watch and follow the teacher as she explains what to do in the book
- Step 8: Follow us on Facebook (Zoshy & Active Kids) to never miss a video
- Step 9: Subscribe to our Zoshy Telegram channel if you want to receive daily updates



www.zoshy.online

In collaboration with the Ministry of Education, Arts and Culture

PRINT



STEPS
HOW TO TEAR & USE
THE BOOKLET



Nkene wuna okuninga EPEDAFULE

Gamena yakweni,
ngoye wiigamene mwene



OMAPENDAFULE AGEHE OHA GA ZALA

uulapi wasiikila okana nomayulu

