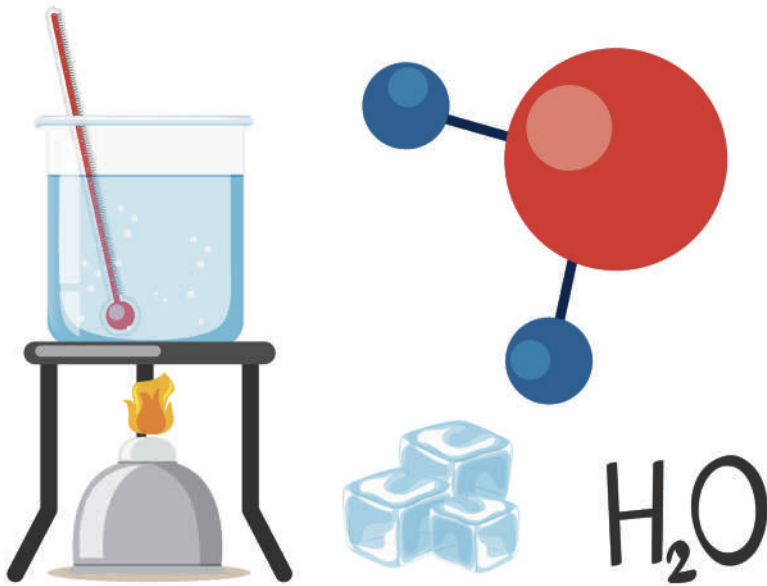



Sitopa sa bubeli: Viki 23 ni 24



Silozi

Mikwa ya lika ze tiile, mezi ni moya



Ministry of Education,
Arts and Culture



NAMIBIAN
COMMUNITY TRUST



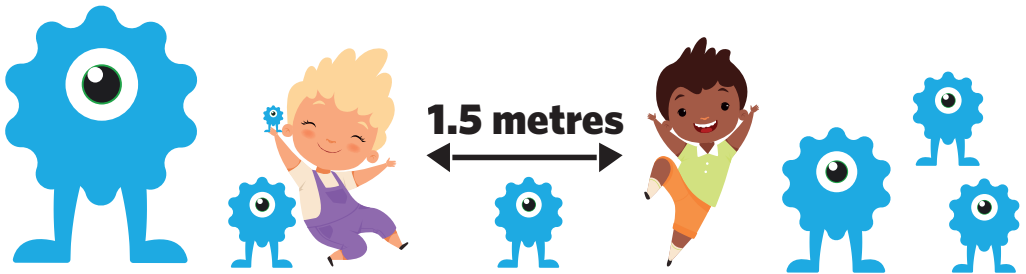
Capricorn Foundation

unicef

for every child



ONLINE SCHOOL



These numbers indicate which day you can complete each worksheet! But if you want to, you can work ahead and do the rest as well.

This publication is a collaboration between the Ministry of Education, Arts and Culture and Namibia Media Holdings. This publication is sponsored by the Ministry.

Copyright © Ministry of Education, Arts and Culture. All parts of this publication cannot be reproduced, stored in a retrieval system or transmitted in any form or by any means, electronic, mechanical, photocopying, recording or otherwise without prior permission of the Ministry of Education, Arts and Culture or the Publisher.

Production by: Namibia Media Holdings  **NAMIBIA MEDIA HOLDINGS**

Printing: Newsprint Namibia  **newsprint**

The Ministry of Education, Arts and Culture
www.moe.gov.na



Manzwi atata ni manzwi abubebe

Bala manzwi abunolo alatelela, utilese ni kuañola.

Manzwi	Tilesa	Tilesa	Ñola
ca =	ca	ca	
yeela =	yeela	yeela	
bunolo =	bunolo	bunolo	
kutiiya =	kutiiya	kutiiya	
mezi =	mezi	mezi	
kutiiya =	kutiiya	kutiiya	
kukuta =	kukuta	kukuta	
kutiba =	kutiba	kutiba	

Viki 23

Sitopa 2

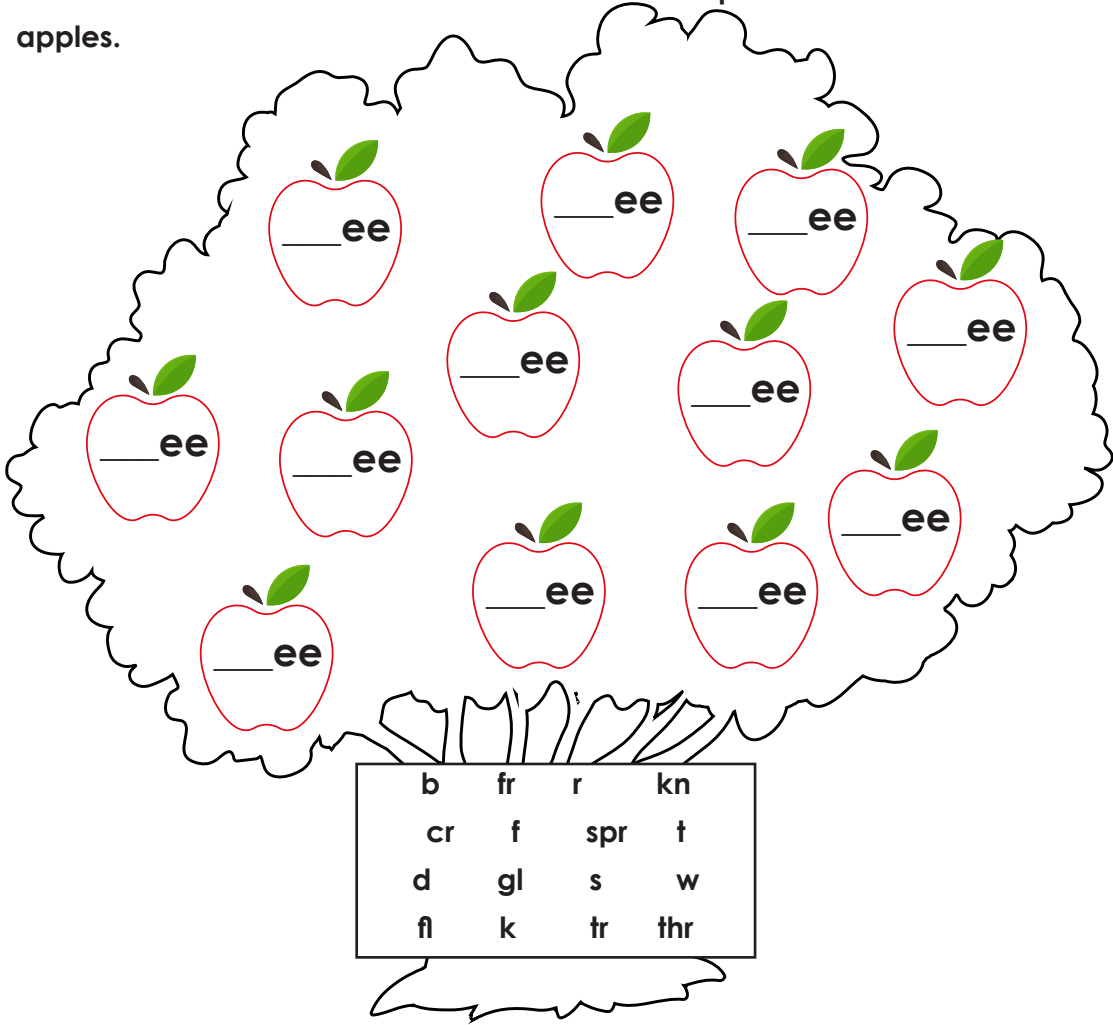
2. Taleleza litaku zesiyo.

1. y e ___ l ___
2. m ___ z ___
2. k ___ k u t ___
3. k ___ t ___ b ___



Phonics – ee - words

1. Use the sounds in the trunk of the tree to build up the ee words in the apples.




















2. Use any 3 words to write sentences with.

Linombolo 17

Ñola nombolo yesiyo kuli upange 17

Kamutala:



Phonics – ea - words

1. Sound and read the words below.



clean
dream
eat
flea
leaf

pea
read
steal
tea
team



Viki 23

Sitopa 2

2. Choose any two words above and write your own sentences

3. Write two more ea – words not mentioned above.



Kukopanya ni kuabela fahali

Talima fa mutala ofilwe, kuli utazeleze tafule yeli mwatasi.

Nombolo	Kukopanya nombolo	Licika la nombolo
Kamutala: •12 •16	24 30	6 8
a. 20		
b. 4		
c.14		
d.16		
e. 6		
f. 2		
g. 10		
h. 14		
i. 8		
j. 18		



Kutatulula butata

1. Labune uboni linyunywani ze 14 kwakota iliñwi mi ze 12 kwa kota yeñwi.

Linyunywani kize kai kaufeela zona?



2. Kilizazi labuloba peli lakweliya Mbuwana. Lizazi lakupepwa kwa Manga ki kali 29 Mbuwana.

Kusiezi amakai mazazi kuli lizazi lakupepwa kwaManga lifite?



3. Balikani bahao kaufeela bona basilezi bana ni manjinga.

Kanti mawili kaufeela alinjinga kiamakai?



4. Johani unwa likomoki zeloba peli ka zazi. Mwakomoki ni komoki ubea tuaisi totubeli.

Usebelisize tuaisi totukai mwa lizazi leo.



5. Chombo ukubukanya makapa kuli asebeliswe hape. Ufiwa N\$5.00 likapa liliñwi.

Haiba nanopile a supa makapa ukafumana masheñi afita kai?



6. Mwa poto iliñwi bome basula misulo yeketalizoho. Haiba ba swanela kusulela batu ba 40 bakatokwa kutateha lipoto zekai za mulo?



Bala likande

Bala likande nikualaba lipuzo zemwatasi.

Kutiba kapa kucimbauka

Kucimbauka = kuba fahalimu

Kutiba = kikuba mwatasi

Macwe a ezizwe fa meta. Mi lisepe nizona. Lika zeñata zina ni toloko yeñata kuama ka meta, sika sesiñwi satiba. Sesiñwi hasi beiwa mwa mezi, likasha mezi amañwi. Zeñwi likasha ahulu mezi. Lika zeñwi zakasha hainyanyani. Halikasha ahulu nyana mezi, zisiala halitibi. Haiba haliezi cwalo, zatiba sina macwe. Haki bunolo kunuha kuli sika sikatiba kapa hasitibi. Sisepe ki sesituna, mi buima bwateñi ki bobuñata. Sisepe sibonahala inge hasikoni kuina fahalimu a mezi, kono sakona.

Viki 23

Sitopa 2

1. Talima kwa mulaho wa mubamba.

- a) Ñola liñzwi le litalusa “kuina fa halimu” _____
- b) Ñola liñzwi le litalusa “kuya kwatasi” _____
- c) Ñola liñzwi le litalusa “kucicana ni kuhoha”. _____

2. Ñola “kutiba “kapa “kucimbauka”.

- a) Macwe a _____ mwa mezi.
- b) Mukolo wa _____ mwa mezi.

3. Lika zeñwi za cimbauka kakuli _____



Kuñola

Ñola maezi alatelela mwanako ye felile

Mabani neni

Kamutala: Neni sulile lico zeñata.



Na _____
(uzwa) a panka.



Ni _____
(apeha) lico zende.



Neni _____
(penda) siswaniso sesinde.



Ni _____
(panga) mota.



Ni _____
(isa) pizza.



Na _____
(bea) lika
mwakompiyuta.



Ni _____
(pakica) liponkesi.



Ni _____
(zamaya) ninja.

Viki 23

Sitopa 2



Kupima

Tikanyo



1. Bulela buñata bwamezi mwa lipupe zelatelela?



Buima: _____



Buima: _____



Buima: _____



Buima: _____



Buima: _____

2. Upende kalabo yelukile:

sitapelo – 20l



sipupe – 1l



komoki – 3l



a. Sitapelo sikona kubuluka

20	10
----	----

 malita ya me.

b. Komoki ikona kubuluka

3	2
---	---

 lita ya mezi ahulu kufita botela.

c. Tikanyo ya lipulukelo zene (4) kaufela zona ki

34	24
----	----


 lita.



Kuñola

Talima fa siswaniso mi usebelise mañzwi amwatasi kuñola kakande nyana kwalaba lipuzo.

Ya tibisa mukolo kimañi?



mbongolo

komu

pahami

mukolo

mubamba

kucimbauka

mezi

balikani

Muswalelo wa liñusa

Tafule ye mwatasi isupeza palo ya matina a lekisizwe mwa viki.

Lizazi	Lamubulo	Labubeli	Labulalu	Labune	Labufaibi
Palo ya matina	30	25	40	30	35

Musumo: litina lili liñwi liyemela matina a 5.

1. Swanisa pikitogilafi ka kusebekisa kiñusa lelili mwatafule fahalimu.



Lizazi	
Lamubulo	
labubeli	
Labulalu	
Labune	
Labufaibi	

Viki 23

Sitopa 2

2. Alaba lipuzo kuya ka liñusa lelili fahalimu

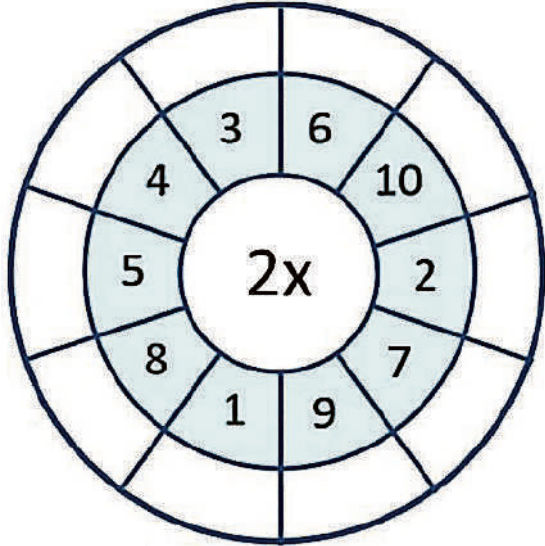
- a) Ki lizazi mañi leo matina amañata alekisizwe ahulu? _____
- b) Ki amakai matina ene alekisizwe labufaibi amañata kufita labubeli?

- c) Ki lizazi mañi leo matina a manyinyani ne alekisizwe?

- d) Ki mazazi amabeli ao matina a palo ye swana ne a lekisizwe?
_____ ni _____
- e) Ki matina amakai ene a lekisizwe lamubulo, labulalu ni lamukebelo?

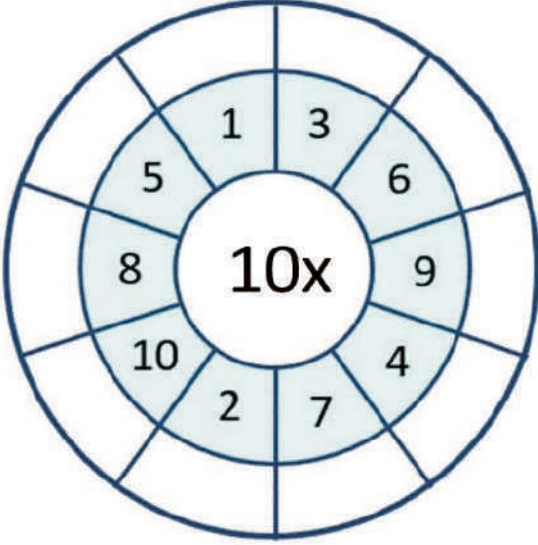
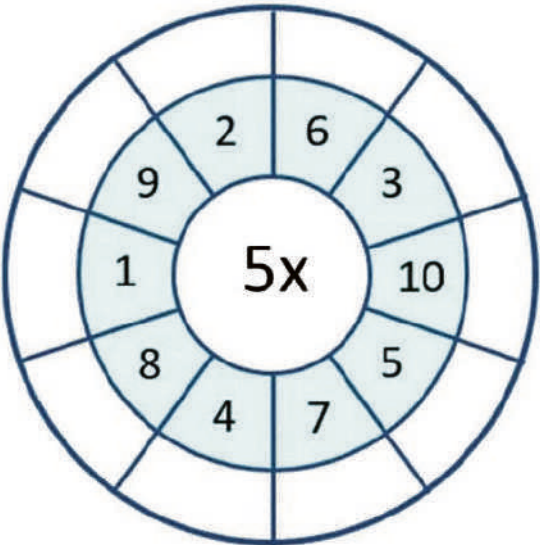
Taimisi

Utaimise linombolo zeizi fa liwili ni nombolo yeli fahali
(nombolo ya fahali).



Viki 23

Sitopa 2



Lika zetiba nize satibi

Swanisa lika zene ni kuli tatuba:

Mone ni nahanela

Haiba uhupula kuli sika sikacimbauka, upende kamubala o mufububelu.
Haiba uhupula kuli sika sikatiba upende ka mubala wa ndilu.

Linepo zaka

Mwa tafule ye mwatasi ñola mabizo a lika zoswanisize fahalimu ni kubeya luswayo kapa sifapano kusupeza sesi eza hezi.

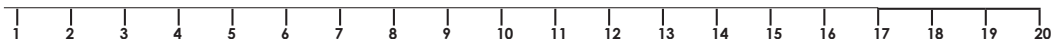
- = it sank
- = it floated

Ne nitatubile	Ne sicimbauka	Nesitibile

Kukopanya ni kuzwisa

Taleleza linombolo ze latelela.

Sebelisa mubamba kukutusa, haiba wautokwa.



$7 + 7 =$

$12 - 5 =$

$5 + 9 =$

$20 - 6 =$

$8 + 3 =$

$18 - 10 =$

$14 + 5 =$

$11 - 9 =$

$15 + 2 =$

$13 - 8 =$

$6 + 7 =$

$18 - 13 =$

$20 + 0 =$

$9 - 4 =$

$15 + 3 =$

$17 - 9 =$

$16 + 4 =$

$10 - 6 =$

$16 + 2 =$

$20 - 14 =$

Viki 23

Sitopa 2



Mañzwi a zibo ni mañzwi apono

Bala manzwi a pono latelela, tilesa mi uñole.

Mañzwi	Tilesa	Tilesa	Ñola
kuya =	kuya	kuya	
kucoba =	kucoba	kucoba	
cwanuñu =	cwanuñu	cwanuñu	
kwa =	kwa	kwa	
lita =	lita	lita	
mayumbelo amatakala =	mayumbelo	amatakala	
matakala =	matakala	matakala	

Viki 24

Sitopa 2

2. Taleleza litaku zesiyo

1. l ____ t ____

2. c w ____ n ____ ñ ____

3. k ____ y ____

4. m ____ t a k ____ l ____



Phonics - ng - words

1. Sound and read the words below.



king
sing
song
gang
lung
swing
bring



ring
wing
long
fang
rung
sting
thing

2. Colour all the words that end with ng.

Chang was stung by a gang of bees!

He cried at the top of his lungs.

He swung his arms at the bees.

He sprang into the cold spring water.

3. Choose any four words above and write your own sentences.



Fulemu ya bulishumi

Penda nombolo yelukile yemwa likwenda zatu fulemu totuizi bulishumi kueza kuli nombolo iluke.

	Fulemu ya bulishumi	Kize kai?																				
Kamutala:	<table border="1"> <tr> <td>●</td><td>●</td><td>●</td><td>●</td><td>●</td> <td>●</td><td>●</td><td>○</td><td>○</td><td>○</td> </tr> <tr> <td>●</td><td>●</td><td>●</td><td>●</td><td>●</td> <td>●</td><td>○</td><td>○</td><td>○</td><td>○</td> </tr> </table>	●	●	●	●	●	●	●	○	○	○	●	●	●	●	●	●	○	○	○	○	13
●	●	●	●	●	●	●	○	○	○													
●	●	●	●	●	●	○	○	○	○													
1.	<table border="1"> <tr> <td>○</td><td>○</td><td>○</td><td>○</td><td>○</td> <td>○</td><td>○</td><td>○</td><td>○</td><td>○</td> </tr> <tr> <td>○</td><td>○</td><td>○</td><td>○</td><td>○</td> <td>○</td><td>○</td><td>○</td><td>○</td><td>○</td> </tr> </table>	○	○	○	○	○	○	○	○	○	○	○	○	○	○	○	○	○	○	○	○	14
○	○	○	○	○	○	○	○	○	○													
○	○	○	○	○	○	○	○	○	○													
2.	<table border="1"> <tr> <td>○</td><td>○</td><td>○</td><td>○</td><td>○</td> <td>○</td><td>○</td><td>○</td><td>○</td><td>○</td> </tr> <tr> <td>○</td><td>○</td><td>○</td><td>○</td><td>○</td> <td>○</td><td>○</td><td>○</td><td>○</td><td>○</td> </tr> </table>	○	○	○	○	○	○	○	○	○	○	○	○	○	○	○	○	○	○	○	○	12
○	○	○	○	○	○	○	○	○	○													
○	○	○	○	○	○	○	○	○	○													
3.	<table border="1"> <tr> <td>○</td><td>○</td><td>○</td><td>○</td><td>○</td> <td>○</td><td>○</td><td>○</td><td>○</td><td>○</td> </tr> <tr> <td>○</td><td>○</td><td>○</td><td>○</td><td>○</td> <td>○</td><td>○</td><td>○</td><td>○</td><td>○</td> </tr> </table>	○	○	○	○	○	○	○	○	○	○	○	○	○	○	○	○	○	○	○	○	18
○	○	○	○	○	○	○	○	○	○													
○	○	○	○	○	○	○	○	○	○													
4.	<table border="1"> <tr> <td>○</td><td>○</td><td>○</td><td>○</td><td>○</td> <td>○</td><td>○</td><td>○</td><td>○</td><td>○</td> </tr> <tr> <td>○</td><td>○</td><td>○</td><td>○</td><td>○</td> <td>○</td><td>○</td><td>○</td><td>○</td><td>○</td> </tr> </table>	○	○	○	○	○	○	○	○	○	○	○	○	○	○	○	○	○	○	○	○	15
○	○	○	○	○	○	○	○	○	○													
○	○	○	○	○	○	○	○	○	○													
5.	<table border="1"> <tr> <td>○</td><td>○</td><td>○</td><td>○</td><td>○</td> <td>○</td><td>○</td><td>○</td><td>○</td><td>○</td> </tr> <tr> <td>○</td><td>○</td><td>○</td><td>○</td><td>○</td> <td>○</td><td>○</td><td>○</td><td>○</td><td>○</td> </tr> </table>	○	○	○	○	○	○	○	○	○	○	○	○	○	○	○	○	○	○	○	○	11
○	○	○	○	○	○	○	○	○	○													
○	○	○	○	○	○	○	○	○	○													
6.	<table border="1"> <tr> <td>○</td><td>○</td><td>○</td><td>○</td><td>○</td> <td>○</td><td>○</td><td>○</td><td>○</td><td>○</td> </tr> <tr> <td>○</td><td>○</td><td>○</td><td>○</td><td>○</td> <td>○</td><td>○</td><td>○</td><td>○</td><td>○</td> </tr> </table>	○	○	○	○	○	○	○	○	○	○	○	○	○	○	○	○	○	○	○	○	16
○	○	○	○	○	○	○	○	○	○													
○	○	○	○	○	○	○	○	○	○													
7.	<table border="1"> <tr> <td>○</td><td>○</td><td>○</td><td>○</td><td>○</td> <td>○</td><td>○</td><td>○</td><td>○</td><td>○</td> </tr> <tr> <td>○</td><td>○</td><td>○</td><td>○</td><td>○</td> <td>○</td><td>○</td><td>○</td><td>○</td><td>○</td> </tr> </table>	○	○	○	○	○	○	○	○	○	○	○	○	○	○	○	○	○	○	○	○	20
○	○	○	○	○	○	○	○	○	○													
○	○	○	○	○	○	○	○	○	○													
8.	<table border="1"> <tr> <td>○</td><td>○</td><td>○</td><td>○</td><td>○</td> <td>○</td><td>○</td><td>○</td><td>○</td><td>○</td> </tr> <tr> <td>○</td><td>○</td><td>○</td><td>○</td><td>○</td> <td>○</td><td>○</td><td>○</td><td>○</td><td>○</td> </tr> </table>	○	○	○	○	○	○	○	○	○	○	○	○	○	○	○	○	○	○	○	○	17
○	○	○	○	○	○	○	○	○	○													
○	○	○	○	○	○	○	○	○	○													

Viki 24

Sitopa 2

Uñole

Sebelisa manzwi a mwatasi kuñola ka lizazi lakukenisa kwa sikolo.

Bondate, lubasi, balikani, ticele, hala, matali, bucwañi,
mapampili, liyumbelo, mikitani, kuoma, kukenisa, kuikabela

Viki 24

Sitopa 2



Sibaka salinombolo

Kulemuha linombolo



1. Nola sibaka sa linombolo ni sibaka sanombolo ye beilwe bamubamba.

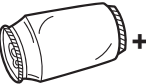

	Sibaka sa linombolo	Nombolo
Kamutala: 1 <u>5</u> 4	tens	50
a) 1 <u>6</u> 8		
b) 3 <u>2</u> 8		
c) 2 <u>7</u> 0		
d) <u>5</u> 9		
e) <u>6</u> 0		

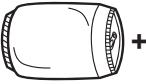

Kulobaka linombolo

2. Nyinyifaza linombolo zetatama mwa bulishumi ni bunyinyani kuffitsisa.

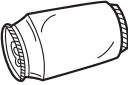

Kamutala: $35 = 30 + 5$



a) $17 =$  + 

b) $59 =$  + 

c) $91 =$  + 

d) $23 =$  + 

e) $66 =$  + 

f) $74 =$  + 

g) $30 =$  + 

h) $85 =$  + 



Kupima

Nako

1. Nola nako yelukile mwatasi a waci.

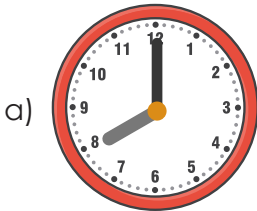
Kamutala:

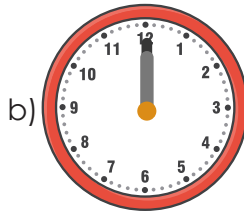


9 o'clock

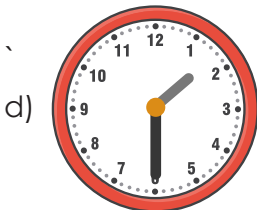


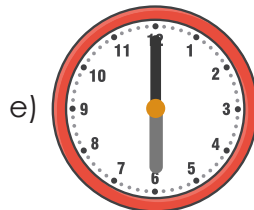
half past 4














2. Nola nako mwasibaka sesisilwe ni kuliswanisa fama waci.

a. Nako ye ni zuha: _____

b. Nako ya mulalelo: _____

c. Nako yeo papali yaka yenitabela ahulu ikala: _____

d. Nako yakulobala: _____



Kubala

Ngambolo

Bala ngambolo ye mwatasi ni kutaleleza mibamba.



Nikenisa silalanda saka

Mwale: talima matakala ayumbilwe

Beni: Eni batu hababonisi kutabela kukenisa silalanda sabona.

Monde: Ba bañwi banana bana ni buzwa mi hababilaeli. Bahupula kuli habayumbela sika fafasi yomuñwi ukasikenisa fateni.

Mwale: kikusautwa! Kiñi babañwi abaswanela kukenisa matakala abona. Kapili pili haluna kubona bucwañi.

Beni: Eni! _____

Monde: Nee nohupula kuli lu _____

Kikafo balikani babalalu bakala mungendenge wakukenisa fasikolo.



Nako yefelile

1. Bala maezi ni kuañola mwanako ye felile.

cile neninani nwile ezize apehile boni

nwa



ca



ninani



eza



bona



apeha



Ñola mibamba ye latelela mwanzila ya kanyezo? _____

2. Kiifi kezo yekutela ahulu?

UNAHANE! Niboni kanyunywani mwasimu yaka.
Ha nisika bona sinyunywani mwa simu yaka.

a) Banana neba ca lico zamusihali mwaliapehelo.

b) Naile kwa sintolo.


c) Pitorosi uezize pasita za manzibwani.


d) Ni nwile olenji njuesi.





Kukopanya ni kuzwisa


1. Uhupulise hande usika ñola kale kalabo.


a) $10 + 5 =$ 


b) $11 + 7 =$ 


c) $9 + 8 =$ 


d) $2 + 15 =$ 


e) $13 + 7 =$ 

f) $14 - 5 =$ 

g) $16 - 12 =$ 

h) $13 - 6 =$ 


i) $17 - 13 =$ 


j) $12 - 8 =$ 


Kukopanya
Linombolo za bulishumi


2. Uhupule kukopanya kaufela linombolo za bulishumi ni bunyinyani kufitisisa.


Kamutala: $53 + 21 = 74$


a) $28 + 31 =$ 

b) $54 + 14 =$ 

c) $31 + 65 =$ 

d) $72 + 16 =$ 

e) $43 + 43 =$ 

f) $65 + 23 =$ 



My Story

Read the story below and colour all the 'ng' words in it.

Ming and the king

Ming likes to sing. Ming has long wings. Ming sang a song for the king.

The good king brings her things. Ming got a ring and a swing.

Ming clings to the swing and sings for the king.




Complete the sentences below.

1. Ming likes to _____.
2. Ming has _____ wings.
3. The king _____ her things.
4. Ming got a _____ and a _____.
5. How many ng- words did you find in the story? _____.



Linombolo feela

Talima fa maswaniso mi ufe sibaka fobayemi batu ba.



Kate

Mr Boris

Jake

Tim

Mary

Ted

Mr James

Susan

Kurt

Kamutala:

1. Kate u kai? Kate kiyena wa pili mwa mubamba oo.
2. Suzana ukai? Suzana kiyena wa _____ mwa mubamba oo.
3. Malia ukai? Malia kiyena wa _____ mwa mubamba.
4. Timo ukai? Timo kiyena wa _____ mwa mubamba.
5. Kurt ukai? Kurt kiyena wa _____ mwa mubamba oo.
6. Bo Mutompehi Borriss bakai? Mutompehi Borriss uzi fa sibaka sa _____.
7. Jake ukai _____ Jake uzi fa _____ mwa mubamba.
8. Tedy ukai? Tedy uinzi fa sibaka sa _____.
9. Bomutompehi James bakai? Bo mutompehi James uinzi fa _____ mwamubamba.



Tatulula butata

Bala butata bwa manzwi katokomelo pili usika alaba.

a) Mary utaza mukotani wa sipulasikiti ka makapa a ketalizoho a soda. Ukatokwa makapa amakai akakubukanya kuli ataze mikotani yesupa?

• **Usatokwa kukubukanya _____ makapa a soda.**

b) Chris ni Pitorosi baleka isikilimu. Maisikilimu amabeli aleka N\$20. Haiba Pitorosi una ni N\$7. Kibukai yaswanela kuba niyona Chris kuli bakopanye bapange N\$20?

• **Chris uswanela kukeza. _____**

c) Lubasi lwa Tangeni ba kubukanya lipupe za matakala ze 23 mwa viki. Lubasi lwa Anna lona lukubukanya ze 52 mi lwa Barry lona lukubukanya ze 13. Kanti lipupe kaufela za matakala zeba kubukanyize kizekai?

• **Bakubukanyize _____ lipupe zamatakala kaufela zona.**

d) Mukotani ulimuñwi omunsu ulonga mabotela a 23. Kiamakai mabotela aizi mwamikotani yensu ye mine.

• **Ki a _____ mabotela mwamikotani ye mine.**

e) Joey ubuluka masheleñi kuli aleke dilamu yenca mi ileka N\$90. Haiba ubulukile N\$60. Kanti kukatkwahala masheleñi afita kai kuli akwanise N\$90?

• **Uswanela kubuka _____.**




Kunyinyifaza, kusebelisa hape, kulieza kuli lisebeliswe hape

Kiluna ku kenisa silalanda saluna ni kuba mwa pabalelo kakunyinyifaza kusebelisa hape ni kukutisezwa kuli lisebeliswe hape.

Kunyinyifaza matakala kutalusa kuli, kueza kapa kupanga isike kuyumba.

Kusebelisa lika hape, isike kuliyumbela mwa mayumbelo likona kunyinyifaza matakala ni kubuluka lisebeliso



Bala lika ze mwatasi. Nola haiba nyinyifaza, kusebelisa hape kapa ukalikutiseza kulisebelisa hape.

1. Lipulukelo lilobehile mi likomu ni lipulaeti lipwacakehile.

Ukazeza sikamañi?

2. Nja yahao ipazauzi pilo yahao mi lisila zamwahali lisweli kuzwa fande. Ukazeza sikamañi?

3. Utatauzi njinga ya hao mi hausana kuicoba hape.

Ukazeza sikamañi?

4. Bo malume bo Fred bana nilipulukelo lali apalo zakale zamwanana wa lilimo ze lobapeli. Ukazeza sikamañi?



Kukopanya ni kuzwisa

Utuse benny kuli a taleleze kwinano.

Makalelo



8

+3

-6

x2

-3

+5

+4

-8

-4

+3

-2

x2

+6

-3

x2

Mafelelezo

30



Viki 24

Sitopa 2

Success begins with education

Parents will be able to visit the website and watch daily videos or they can subscribe to our Zoshy Telegram channel to receive daily videos. One can also download the PDF version of the book on the website. Also watch our daily show on Active Kids to watch your favourite lessons.



<https://t.me/zoshyonline>



ONLINE

For extra perks!

How does it work?



Easy peasy steps to follow

Register at zoshy

You can save your favourite lessons and find them easier







- Step 1: Find us at www.zoshy.online or scan the QR code
- Step 2: Find your grade and select the year
- Step 3: Choose your language
- Step 4: Choose the week you want to learn out of
- Step 5: Choose lessons from what lessons there are
- Step 6: Download booklet if you do not have it
- Step 7: Watch and follow the teacher as she explains what to do in the book
- Step 8: Follow us on Facebook (Zoshy & Active Kids) to never miss a video
- Step 9: Subscribe to our Zoshy Telegram channel if you want to receive daily updates



www.zoshy.online

In collaboration with the Ministry of Education, Arts and Culture

PRINT

- 1** Turn the booklet to landscape.

- 2** Take a ruler & tear the booklet at the top long fold.

- 3** Fold the booklet in half.

- 4** The learning journey can start.


STEPS

HOW TO TEAR & USE THE BOOKLET





Keep the school and your village clean

Don't cut trees. Plant trees!

Don't kill wild animals

Reuse and Recycle



The
Namibian Wetlands
Route