

Ondondo 2: oshiwike 17 no18



Oshindonga

Okufu



Ministry of Education,
Arts and Culture

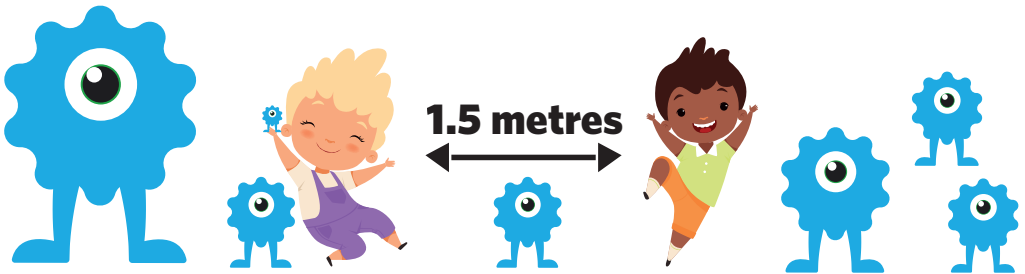


NAMIBIAN
COMMUNITY TRUST



for every child





- | | | | | |
|---|---|---|---|---|
| 1 | 2 | 3 | 4 | 5 |
|---|---|---|---|---|

These numbers indicate which day you can complete each worksheet! But if you want to, you can work ahead and do the rest as well.

This publication is a collaboration between the Ministry of Education, Arts and Culture and Namibia Media Holdings. This publication is sponsored by the Ministry.

Copyright © Ministry of Education, Arts and Culture. All parts of this publication cannot be reproduced, stored in a retrieval system or transmitted in any form or by any means, electronic, mechanical, photocopying, recording or otherwise without prior permission of the Ministry of Education, Arts and Culture or the Publisher.

Production by: Namibia Media Holdings  **NAMIBIA MEDIA HOLDINGS**

Printing: Newsprint Namibia 

The Ministry of Education, Arts and Culture
www.moe.gov.na



Uuyambiitya niitya yakwalu kehe

Lesha e to nyolulula iitya momisinda.

onkalo yombepo -

elunduluko -

kukuta -

uutalala -

nawa -

olundjimbi -

kohi -

omuti -


uuwike -



Reading

Read the story below and answer the questions.

Winter



Ondodo 2

The lonely tree

Did you see the poor lonely tree, standing all alone in winter? No leaves to keep it warm when the cold wind blows. The poor lonely tree only has its bare branches, it is cold and quiet.

Did you see the poor lonely tree, standing all alone in winter? No birds to whistle or sing, no one to keep it company. The poor lonely tree is all alone.

Did you know the poor lonely tree will not be lonely for long? The lonely tree is only resting. In the winter cold the tree is sleeping. The tree is waiting for spring.... then it will not be lonely any more.

Oshiwike 17

1. The story is about the _____.
2. Which season is this? _____
3. What keeps the tree warm? _____
4. In which season will the tree be awake? _____
5. Which is your favourite season? _____



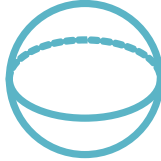
Ontseyometo

Oombinga ndatu (3D)


Mbapeka omalupe goombinga ndatu agehe shiikolelela kolwaala lwa-gandjwa pevi lyolupe:



ombako
(omeya goodhime)



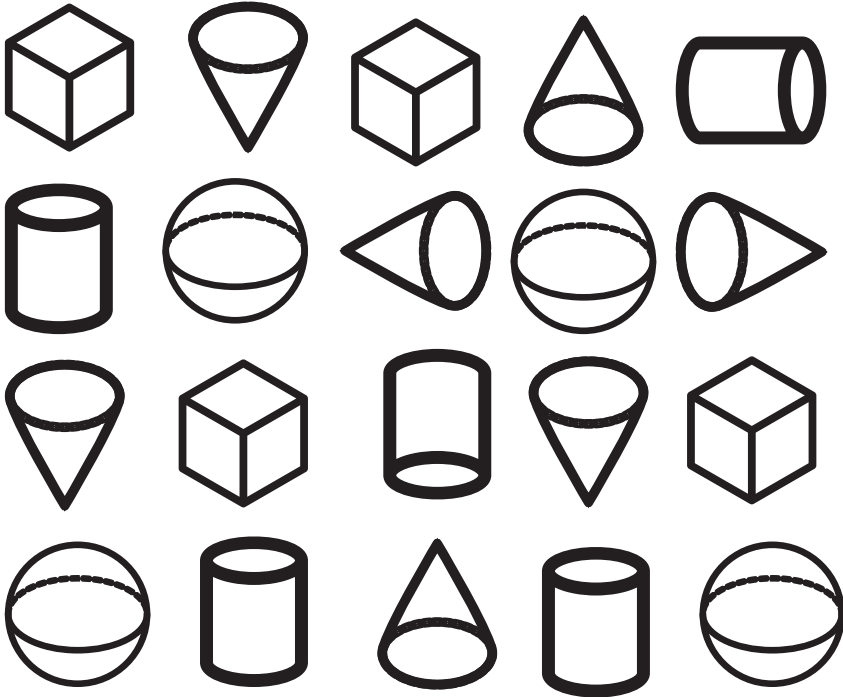
etanga
(olumbulawu)



okubu
(oluzizi)



oluungu
(olutiliganeshunga)



Ingapi?

- oombako: _____
- oomatanga: _____
- ookubu: _____
- omaluungu: _____

Ondodo 2
Oshiwike 17



Syllables

Clap and write the number of syllables.

How many claps?

- a) good = 1
- b) climate = _____
- c) tree = _____
- d) winter = _____
- e) company = _____
- f) cold = _____
- g) change = _____
- h) under = _____
- i) lonely = _____
- j) dry = _____

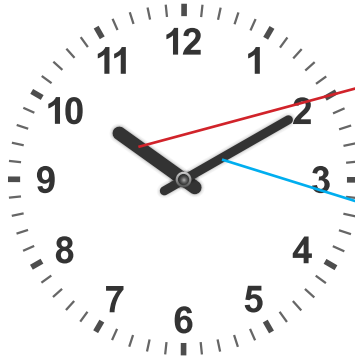


Ethimbo

litopolwa yowili

Oshiti shomminute
oshile

Oshiti showili
oshifupi




oshiti showili


oshiti shomminute

Otundi ongapi?


Ndhindhilika: oshiti shomminute oshile noshiti showili oshifupi.




ombali



etata lyondatu



omugoyi



etata lyomulongo



Ethimbo

1. Lesha ethimbo koowili e to li nyola po.



etata lyomulongo



ontano




Ondodo 2



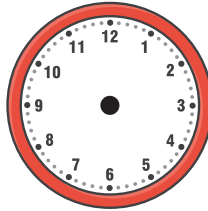
Oshiwike 17

2. Thaneka iifi kowili wu ulike ethimbo.


Ndhindhilika: Oshiti shomminute oshile noshiti showili oshifupi.



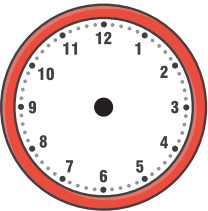
Omulongo nayimwe



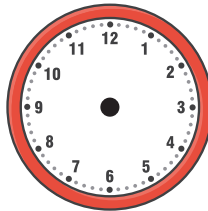
etata lyontano




etata lyohamano



omulongo nayimwe



etata lyontano




etata lyohamano



Phonics

Fill in the missing ending sound.



sa

pu


cu



co

ma

pe



pa

ho

ha

Ondodo 2

Oshiwike 17

Prepositions

Choose a word below to complete the sentences:

1. The cat is _____ the box.



2. The cat is _____ the boxes.



3. The cat is _____ the box.



4. The cat is _____ the box.



5. The cat is _____ the box.



6. The cat is _____ the box.



between

behind

on

under

in front of

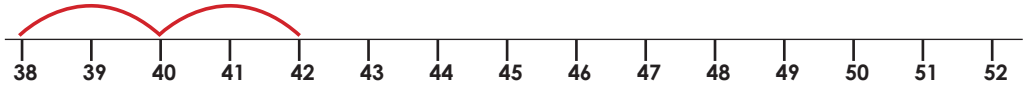
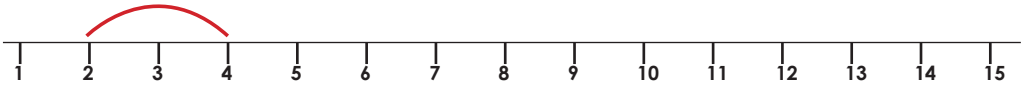
in



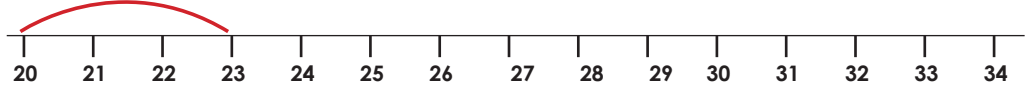
Okuyalula tonuka po.

Thaneka omanuko wu yalule to nuka.

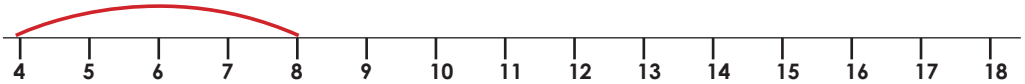
oombali



oondatu



oone



Ondodo 2

Oshiwike 17



Beginning sounds

1. Write the beginning sound for each word.



	o	g
--	---	---



	a	r
--	---	---



	a	t
--	---	---



	u	n
--	---	---



	a	t
--	---	---



	e	y
--	---	---



	o	x
--	---	---



	a	p
--	---	---



	a	g
--	---	---



	a	t
--	---	---



	a	g
--	---	---



	a	t
--	---	---

2. Write your own words that begins with:

• t = _____

• w = _____

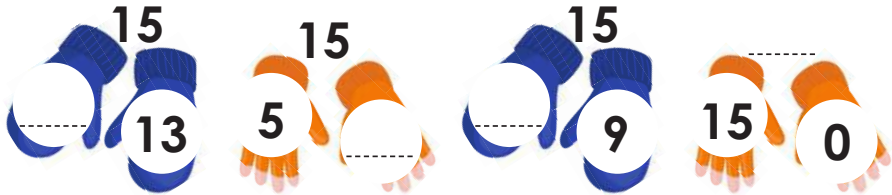
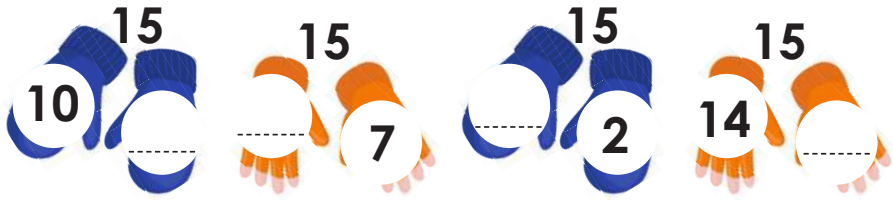
• v = _____

• h = _____



Omakwatathano gonomola 15

Gwedhako onomola yilwe shi ninge 15.



Ondodo 2

Oshiwike 17



Okuyalula wu uka konima







1	2	3	4	5	6	7	8	9	10
11	12	13	14	15	16	17	18	19	20
21	22	23	24	25	26	27	28	29	30
31	32	33	34	35	36	37	38	39	40
41	42	43	44	45	46	47	48	49	50
51	52	53	54	55	56	57	58	59	60
61	62	63	64	65	66	67	68	69	70
71	72	73	74	75	76	77	78	79	80
81	82	83	84	85	86	87	88	89	90
91	92	93	94	95	96	97	98	99	100

Ondodo 2

Oshiwike 17

Longitha eyalulithokalata li li pombanda.

Yalula wu uka konima e to nyola oonomola dhaa po.

- 65  59
- 26  20
- 45  39
- 89  83
- 73  67
- 100  94

Winter clothes

Unscramble the words and find them in the word search puzzle.

a	r	m	e	j	p	t	b	b	a	e	s
s	w	e	a	t	e	r	n	o	d	m	i
s	k	h	r	n	f	o	g	o	t	i	e
l	s	k	n	b	r	u	o	t	o	t	e
g	m	a	u	k	h	s	l	s	e	t	a
l	u	e	f	u	d	e	k	g	k	e	t
o	h	e	f	i	a	r	k	p	l	n	u
v	i	k	s	i	o	s	o	c	k	s	k
e	a	r	e	b	o	f	a	n	e	i	n
s	c	a	r	f	j	o	c	o	a	t	u

ctoaa



□□□□



nit
tsem

□□□□□□



wta
eesr

□□□□□□

co
ssk



□□□□□



ca
sfr

□□□□□



tah

□□□



ogv
sel

□□□□□□



ost
ob

□□□□□

ss
outer

□□□□□□□



usr
amfef

□□□□□□□



Ondodo 2

Oshiwike 17



Okukitakununa

Kitakununa omiyalu dhomoohapu tadhi landula.

- a) Meme oku na okuningila otee aantu 20. Oku na po owala uukopi 11.

Okwa pumbwa uukopi ungapi?



- b) Tate oku na oonzi 17. Ota dhipanga po oonzi 5. Petrus ota landa oonzi 7 kuye.

Tate ota thigalapo noonzi ngapi?



- c) Ondina omaskafa ga7. Susana oku na omaskafa 10. Bobi oku na omaskafa 2.

Susana naBobi oye vule ndje nomaskafa gangapi?



- d) Oondjatha 8 odhina omaako gangapi?



- e) Ohandi zala epando lyiikamusino esiku kehe. Otandi ka zala iikamusino ingapi momasiku ga5?



Caring for friends

Sight words

please
well
went
yes
they

Vocabulary

friend
friendship
care
love

Trace the words correctly on the lines

love = love

care = care

friendship = friendship

Search the sight words in the puzzle

p	l	e	a	s	e	g	p	m
e	e	r	a	o	e	h	g	u
s	f	f	g	o	f	b	l	t
i	r	h	y	g	i	e	n	s
c	g	p	r	e	t	t	y	h
w	m	w	a	s	h	h	o	t
e	u	e	g	o	a	l	e	l
n	s	l	y	e	s	e	r	y
t	t	l	x	p	m	g	h	e
n	n	a	e	l	c	s	m	h



Caring for friends

Reading



Reading with Sam

I sit in the reading corner and read my book. Sam comes and sits next to me. Sam is also in my class. Sam asks me if he can read with me. I share the book with Sam. Together we read the book. We read the words and look at the pictures. We help each other to read the words. We enjoy the story in the book and have fun together. It is fun to read with someone. I made a new friend today. I made a friend, because I shared my book and helped him to read.

1. What is the friend's name?

2. What do they do together?

3. Count how many times you read these words in the story:
the = _____
read = _____
friend = _____

Eindjipaleko

Oshimpungu sha 2

2, __, __, __, __, __, __, __, __, 20


$2+2+2=$ nenge  $3 \times 2 =$

$2+2+2+2=$ nenge  $4 \times 2 =$

$2+2+2+2+2=$ nenge  $5 \times 2 =$

$2+2+2+2+2+2=$
nenge  $6 \times 2 =$

$2+2+2+2+2+2+2=$

nenge  $7 \times 2 =$

Ondodo 2

Oshiwike 18








Phonics

Trace:

Colour the pictures that begin with the "f" sound.

Ondodo 2

Oshiwike 18



Write down the words that starts with the f-sound

Oto vulu okulonga niimaliwa!



15c



10c



20c



5c



20c



55c

Oshiholelwa: Tomi ota landa ebalona 1, uuleke u2 nopena yekala yimwe 1.

a) Otayi kotha ingapi? Ebalona 1=15c

Uuleke 2 = 10c

Opena yekala 1= 20c

Kumwe: $15c+10c+20c=45c$

1. Maria ota landa uuleke wokuuti u2. Oice-creama 1 netanga.

Okwa longitha iimaliwa ingapi? _____

2. Petrus ota longithapo iimaliwa ye ayihe mevalo lye kuyemwene. Okwa

landa uuleke wokuuti u3, uuleke u5, oice-creama nokaleke kokuuti.

Okwa longitha iimaliwa ingapi? _____

3. Johannes ota landa oshinima kehe shomiinima shimwe. Ota shi kotha ingapi kumwe? _____

4. Hogolola iinima kehe itatu mbyoka wa hala okulanda. Yi tula momush-olondondo e to popi kutya otayi kotha ingapi kumwe?

Ayihe otayi kotha = _____

Okugwedha kumwe oonomola dhomilongo.

Manitha omiyalu dhi li pevi.

Oshiholelwa: $27 + 30 = 57$

a) $42 + 20 =$

f) $30 + 56 =$

b) $25 + 70 =$

g) $80 + 19 =$

c) $65 + 30 =$

h) $50 + 48 =$

d) $77 + 10 =$

i) $20 + 23 =$

e) $24 + 40 =$

j) $40 + 38 =$

Ondodo 2

Oshiwike 18



Articles

The article **"a"** is used before a word which begins with a consonant.

The article **"an"** is used before a word which begins with a vowel.

The article **"the"** is used before the name of a person, place or thing.

Fill in the blanks with an appropriate article:

- | | |
|----------------|-----------------------|
| 1. _____ book | 6. _____ car |
| 2. _____ apple | 7. _____ table |
| 3. _____ bible | 8. _____ brown dog |
| 4. _____ owl | 9. _____ cockroach |
| 5. _____ sun | 10. _____ green house |

Fill in the blanks with a, an or the:

- I bought _____ new dress.
- Paul helped _____ old man in crossing _____ road.
- There is _____ orange on the table.
- I saw _____ dolphin show yesterday.
- _____ planets revolve round _____ sun.
- Today _____ farmer will buy _____ ox and _____ cow.
- Allen is _____ doctor.
- He is _____ best in this subject.
- Don't let your children play in _____ rain.
- John is _____ smart boy.









Egongelo lyomaulele

Ngano omapapa gomasindano gasindanwa kookuume ya6.



epapa kehe limwe olya kalelapo omapapa gaali.

Omadhina	omapapa ga sindanwa kookuume kandje
Tom	
Sam	
Ted	
Pam	
Ann	
Dan	

Ondodo 2

Oshiwike 18

- a) Olye a sindana omapapa ogendji? _____
- b) Olye a sindana omapapa omashona lela? _____
- c) Olye a sindana omapapa omashona pokati ka Ted na Pam?





- d) Ookuume yeni yaali ya sindana omwaalu gwomapapa guthike pamwe ? _____
- e) Sem na Ted oya sindana omapapa gangapi? _____
- f) Anna okwa sindana omapapa ogendji gangapi gevule gaDan?






- g) Olye ta vulu okwiitanga "Onda sindana omapapa ogendji ndi vule Pam"? _____

Phonics = "e" sound

Replace sounds to make new words

Ondodo 2
Oshiwike 18

	change to	write the new word
leg		beg
vet		
men		
peg		
led		

	change to	write the new word
set		
met		
fed		
bet		
den		

Choose any two words and write your own sentences:

Okuyelekanitha oonomola:

Yeleanitha oonomola to longitha omandhindhiliko nga:

> ; < nenge =

$68 \bigcirc 43$

$71 \bigcirc 17$

$23 \bigcirc 60$

$55 \bigcirc 55$

$40 \bigcirc 52$

$21 \bigcirc 21$

$81 \bigcirc 71$

$94 \bigcirc 45$

$13 \bigcirc 73$

$23 \bigcirc 22$

$77 \bigcirc 77$

$6 \bigcirc 16$



Okulandulathanitha nokuyelekanitha

Dhiladhila nawa manga ino nyola eyamukulo.

Oyini yi vulike na 1:

9 12 15 20

Oyini yi vule nambali:

10 13 20 18

Oyini yi vule na 1::

10 12 16 19

Oyini yi vule na2:

5 9 12 16

Oyini yi vule no10:

5 7 9 10

Oyini yi vulike no10:

20 24 50 31

Ondodo 2

Oshiwike 18



Okunyola nuukeka



edhina

hole/okuhole

enda/okweenda

kuume/ookuume

dhana/okudhana

silashimpwiyu/oku sila oshimpwiyu

Longitha iitya yi li pombanda okunyola omatumbulo ga6 kombinga ya kuume koye kopothingo.

Ondodo 2

Oshiwike 18



Ekuthomo

Longitha omusindamwaalu okuyalula omayamukulo.

0	1	2	3	4	5	6	7	8	9	10	11	12	13	14	15	16	17	18	19	20
---	---	---	---	---	---	---	---	---	---	----	----	----	----	----	----	----	----	----	----	----

Ondodo 2
Oshiwike 18

1. $13 - 2 =$

7. $19 - 2 =$

2. $15 - 4 =$

8. $20 - 3 =$

3. $12 - 10 =$

9. $15 - 4 =$

4. $14 - 3 =$

10. $12 - 9 =$

5. $15 - 5 =$

11. $10 - 7 =$

6. $16 - 7 =$

12. $16 - 4 =$



Success begins with education

Parents will be able to visit the website and watch daily videos or they can subscribe to our Zoshy Telegram channel to receive daily videos. One can also download the PDF version of the book on the website. Also watch our daily show on Active Kids to watch your favourite lessons.



<https://t.me/zoshyonline>



For extra perks!

How does it work?

Register at zoshy

You can save your favourite lessons and find them easier

Easy peasy steps to follow

- Step 1: Find us at www.zoshy.online or scan the QR code
- Step 2: Find your grade and select the year
- Step 3: Choose your language
- Step 4: Choose the week you want to learn out of
- Step 5: Choose lessons from what lessons there are
- Step 6: Download booklet if you do not have it
- Step 7: Watch and follow the teacher as she explains what to do in the book
- Step 8: Follow us on Facebook (Zoshy & Active Kids) to never miss a video
- Step 9: Subscribe to our Zoshy Telegram channel if you want to receive daily updates



www.zoshy.online

In collaboration with the Ministry of Education, Arts and Culture

PRINT

- 1** Turn the booklet to landscape.
- 2** Take a ruler & tear the booklet at the top long fold.
- 3** Fold the booklet in half.
- 4** The learning journey can start.

STEPS
HOW TO TEAR & USE
THE BOOKLET



Nkene wuna okuninga EPEDAFULE

Gamena yakweni,
ngoye wiigamene mwene



OMAPENDAFULE AGEHE OHA GA ZALA

uulapi wasiikila okana nomayulu

