

Grade 1: Week 13 & 14

Ondodo 1: Oshivike 13&14



English / Oshikwanyama

Healthy lifestyle & Winter / Onghalo youndjolowele & okufu



Ministry of Education,
Arts and Culture

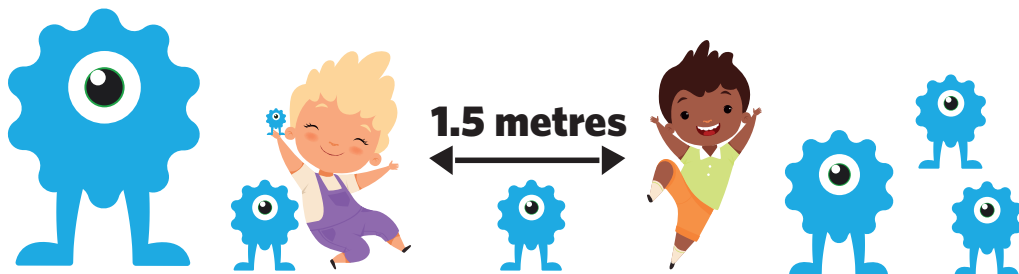


NAMIBIAN
COMMUNITY TRUST



unicef 
for every child





These numbers indicate which day you can complete each worksheet! But if you want to, you can work ahead and do the rest as well.

This publication is a collaboration between the Ministry of Education, Arts and Culture and Namibia Media Holdings. This publication is sponsored by the Ministry.

Copyright © Ministry of Education, Arts and Culture. All parts of this publication cannot be reproduced, stored in a retrieval system or transmitted in any form or by any means, electronic, mechanical, photocopying, recording or otherwise without prior permission of the Ministry of Education, Arts and Culture or the Publisher.

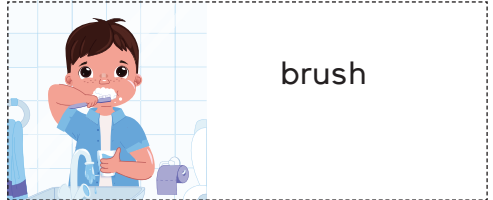
Production by: Namibia Media Holdings **NMH** NAMIBIA MEDIA HOLDINGS

Printing: Newsprint Namibia **newsprint** NAMIBIA



Vocabulary

Read the vocabulary words.



Fill in the missing letters:

cl__a__

__l__y

r__a__

b__u__h

Search the vocabulary words.

r	e	a	d	a	i	s
b	r	u	s	h	o	l
m	y	c	p	l	a	y
c	l	e	a	n	n	p



Sight words / Oitya yakwalukeshe


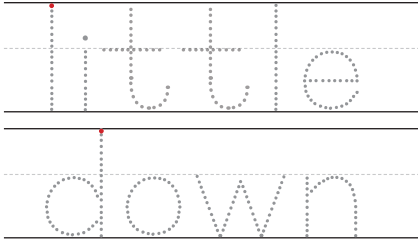
Read:

little

down

Trace it:

Write it:



Fill in the missing letters.

l _ _ t t _ _ e

d _ _ w _ _

Find the sight words and circle it.

little

up

on

to

down

and

the

little

down


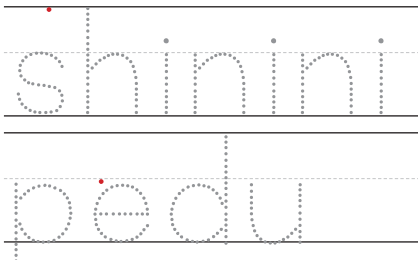
Lesha:

shinini

pedu

Endulula:

Shanga:



Vul die ontbrekende letters in:

Sh _ _ n _ _ n

p _ _ d _ _

Konga oitya yakwalukeshe ndee to l tula mongonga :

shinini

pombada

ko

ku

pedu

na

sho

shinini

pedu

Number 13 / Onhomola 13

Colour in / Mbapeka



Make 13 dots on the dice /
Ninga oundofi 13 kokadeisha

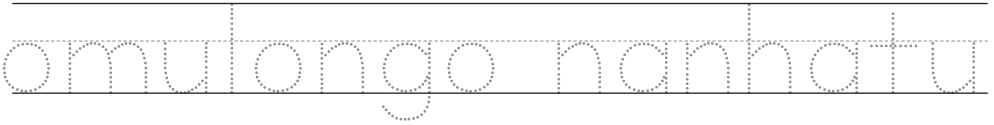
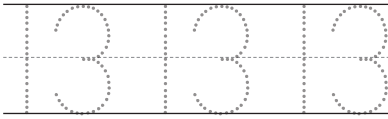


Circle the word thirteen /


omulongo nanhatu omulongo naimwe
omulongo nanhatu
omulongo nanhatu mbali

Trace / Endulula

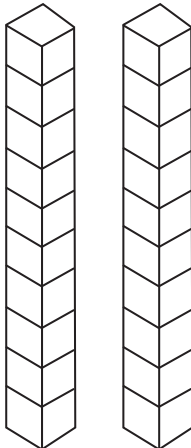
Write / Shanga




Colour in 13 elephants /
Mbapeka eendjaba 13



Colour in 13 blocks /
Mbapeka oukololo 13



Colour in the number 13 /
Mbapeka onhomola 13



Before / After /
Komesho Konima



Oshivike 13

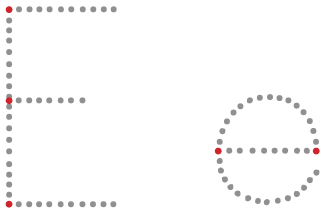
Ondodo 1



English Activity

The 'E' 'e' sound

Trace

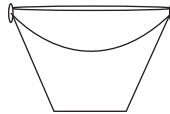


Circle the e's in the sentence:

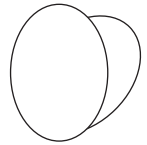
The eagle eats
eight eggs.




Draw a line from the circle to the
images that begin with the letter 'e':



bucket



egg

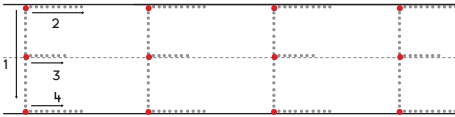


elephant

8

eight

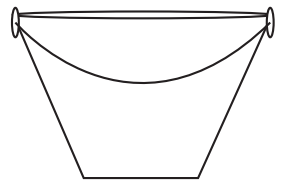



Trace




Write



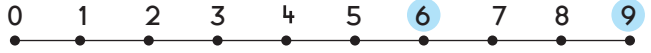
Colour the picture that start with the letter 'e'



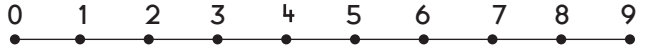


Computation: Subtraction / Ekufemo: Okuvalula


$9 - 3 = \boxed{6}$




$6 - 2 = \boxed{}$




$8 - 1 = \boxed{}$




$7 - 4 = \boxed{}$




$4 - 2 = \boxed{}$



$9 - 5 = \boxed{}$



$5 - 4 = \boxed{}$



$7 - 7 = \boxed{}$



Oshivike 13

Ondodo 1



English Activity

Present Continuous Tense

sitting	sleeping	eating	playing	painting
---------	----------	--------	---------	----------

Complete the sentences.

1. Ben is _____ now.



2. Jack is _____ soccer.



3. Pam is _____ lunch now.



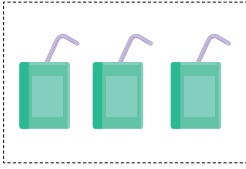
4. The baby is _____ now.



5. Tom is _____ on a bench.



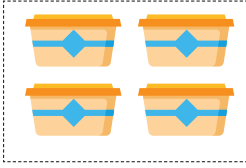
Double the following: Mbalipika



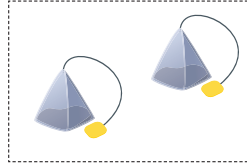
=



=




=

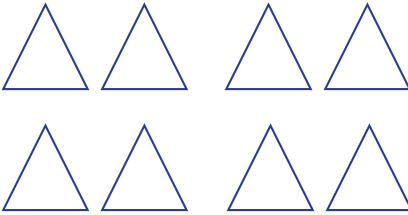


=

Groups of two / Oungudu voombali



groups of two /
oungudu voombali _____



groups of two /
oungudu voombali _____

Write the numbers from small to big. /

Shanga eenhomola kudja kwaai inini fiyo okwaai yakula.

3 4 2 5 1

Write the numbers from big to small. /

Shanga eenhomola kudja kwaai yakula fiyo okwaai inini.

2 3 5 1 4



Problem Solving / Okukitakununa

1. Mary has 6 cherries. She eats 2 of them. How many cherries are left? /
 Maria oku na eenghwiyu 6. Ota li po eenghwiyu 2. Okwa fyaala po neenghwiyu?




$$\boxed{} - \boxed{} = \boxed{}$$

2. There are 8 orange slices in a plate. Pam eats 3 of them. How many orange slices are there in the plate now? /Mokayaxa omu na oupamba vomalemuna 8. Pama ta li mo 3. Mokayaxa omwa xupa omalmuna angapi?



$$\boxed{} - \boxed{} = \boxed{}$$

3. Tina has 5 sweets. She gave 4 of them to Rosy. How many sweets are left? /
 Tina oku na ouleke 5. Ta yandje po 4 kuRossy. Tina okwa fyaala po nouleke vangapi?

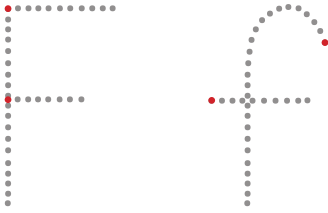


$$\boxed{} - \boxed{} = \boxed{}$$

English Activity

The 'F' 'f' sound

Trace



Circle the f's in the sentence:

The fat frog eats
fruits.



Draw a line from the circle to the images that begin with the letter 'f':



fan



fairy



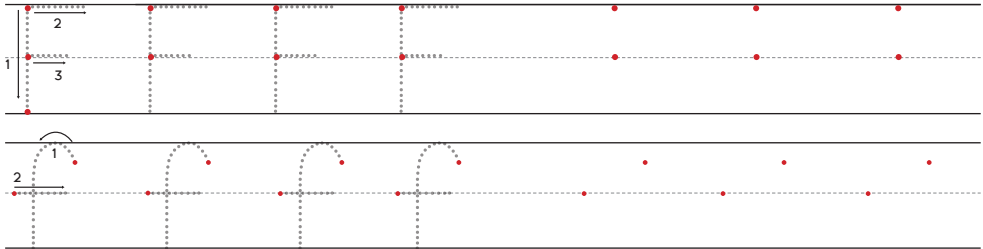
fish






bicycle

Trace

Write



Colour the picture that start with the letter 'f'



Reading comprehension/ Okulesha neudeko

Read the story and Choose the correct answer and write it on the line.
/ Lesha okahokololo

My Dog

See my dog. We like to play outside.
We run and jump in the sun.

1. What pet does the girl have?

- a. dog
- b. cat
- c. bird

.....

2. Where do they like to play?

- a. inside
- b. outside
- c. at the park

.....

3. Where do they run and jump?

- a. inside
- b. in the sun
- c. at the beach

.....

Ombwa yange

Tala ombwa yange. Out hole ku danauka pondje. Ohatu danauka nokunhuka momutenya.

1. Okakadona oke na okatekulwamwenyo ke li pipo?

- a. ombwa
- b. okambishi
- c. okadila

.....

2. Ove hole okudanauka peni?

- a. meni
- b. pondje
- c. ponhele yomalihafifo

.....



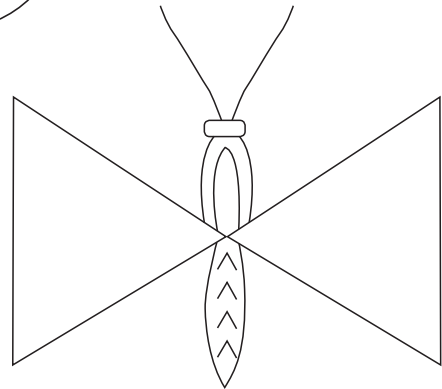
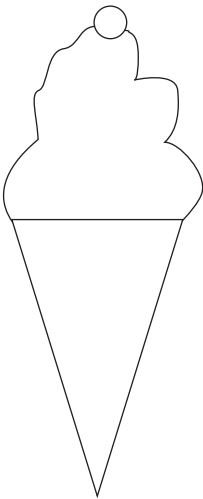
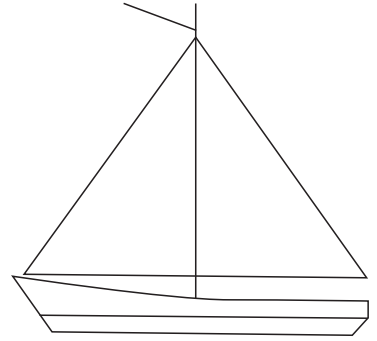

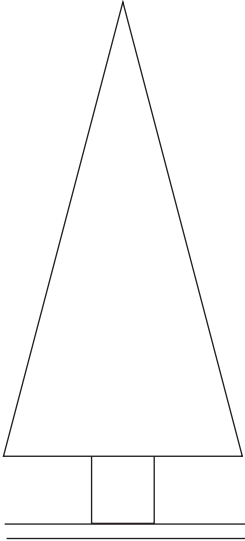
3. Ohava tondoka nokunhuka peni?

- a. meni
- b. pondje
- c. pomunghulofuta

.....



Shape recognition / Okudimbuluka omalupe
Colour the triangles yellow. / Mbapeka eehukenhatu dishunga.




Oshivike 13

Ondodo 1



Data handling / Okwoongela omauyelele

Look at the picture-graph and answer the questions. /
Tala kografa yomafano ndee to nyamukula.



Types of fruit / Omandjebele

Miss Apple asked class 1 to bring in a fruit for morning break. This graph shows the fruits the children had brought. / Meme Ati okwa pula ounona vounyundu 1 va etelele oimati yokulya pokafudo mongula. Ografa otai ulike oimati ei ya etelelwa kounina.

1. How many children brought apples?

Ounona vangapi va etelela omapela?

2. Which was the most popular fruit?

Oimati ilipipo ya etelwa ihapu?

3. Which fruit did only one child bring?

Oludi loimati lilipipo la etelelwa limwe alike?

4. How many bananas were brought?

Omabanana angapi a etelelwa?

5. How many children brought oranges?

Ounona vangapi va etelela omalemuna?

6. How many fruits were brought altogether?

Oiimati aische kumwe yaetelelwa oi li ingapi?



Time / Efimbo

Sequence the events in the morning: /
Tula oiningwanima meshikulafano:



Soon the swing was ready. /
Divadiva ekulikwa ola pwa.



Carol enjoyed the swing ride. /
Kaloli okwa tyapula ekulikwa.



Father started building the swing. /
Tate okwa tameka oku li tula kumwe.



Carol and her father decided to
build a swing. /
Kaloli natate otava tula kumwe
ekulikwa.



Reading and writing / Lesha ndee to shanga.

sitting
shoes
washing
pink
spiders
next to
between
kitchen
playing



omutumba
eenghaku
kosho
heva
maluviluvi
popepi
pepata
pokati
danauka

Mary and Sam are _____ on the floor. They are _____ with some _____. Jill, the mom, is _____ the dishes. Mary is wearing a _____ T-shirt. The children aren't wearing _____. The box is _____ Mary and Sam and there are some flowers _____ the window. It is sunny today but they are in the _____.

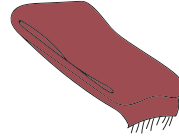
Maria naSam ove li polukongo. Voo otava _____ noo Jill, meme otava _____ oiyaxa. Maria okwa djala okambidja ka _____. Ounona inava djala _____ Oshipakete oshi li _____ kaMaria na Sam. Eengala odi li _____ nekende. Nena okwa pupyala ndee voo ove li _____ pepata _____.

Vocabulary

Read the vocabulary words.



jersey



scarf



winter hat



cold

Fill in the missing letters:

j__rse__

wi__t__r

h__t

s__a__f

c__l__

Search the vocabulary words:

w	i	n	t	e	r	h	a	t	s
f	g	h	u	a	w	g	n	s	c
j	e	r	s	e	y	d	g	u	a
a	w	g	y	j	n	d	j	k	r
d	y	u	x	c	o	l	d	h	f



English Activity

Sight words

Read:

now

blue

Trace it:

Write it:

now

blue

Fill in the missing letters.

n__w

b__u__

Find the sight words and circle it.

blue

is

the

little

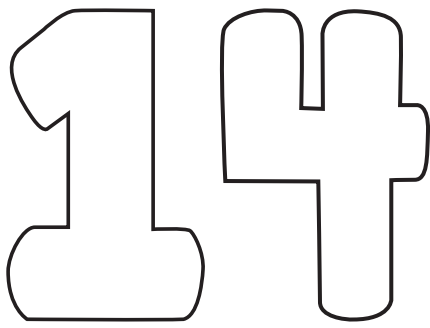
now

on

blue

Onhomola 14

Mbapeka 14



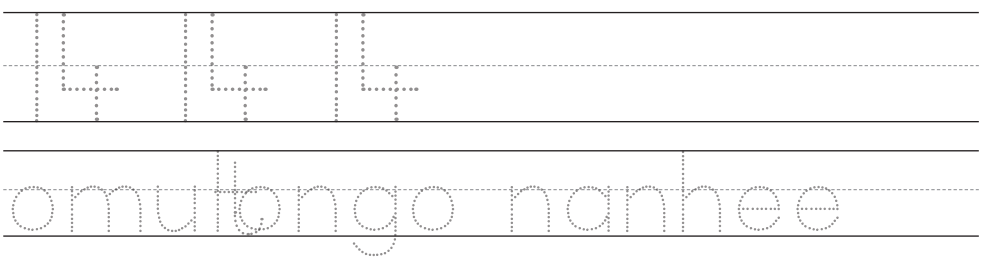
Ninga oundofi 12 kokadeisha




Dingilila oshitya omulongo nanhee
omulongonanhee omulongo naimwe
omulongo nanhee
omulongo nanhee omulongo nambali

Endulula


Shanga




Mbapeka oudila 14




Mbapeka oukololo 14



Mbapeka onhomola 14



komesho konima



Oshivike 14
Ondodo 1

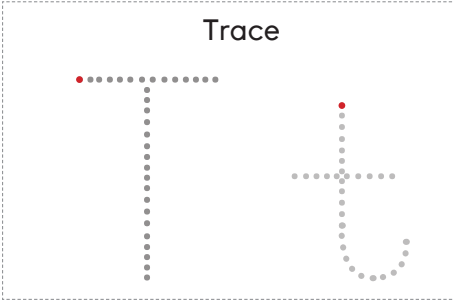


English Activity

The 'T' 't' sound

Oshivike 14

Ondodo 1



Draw a line from the circle to the images that begin with the letter 'o':

table

turtle

tent

ball

Circle the t's in the sentence:




- The tiger tries to climb the tree.



















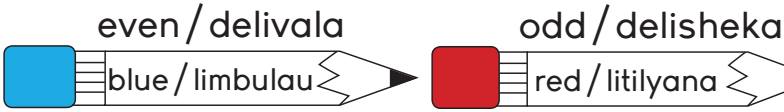
Trace

Write

Colour the picture that start with the letter 't'



Colour the even numbers blue and the odd numbers red. / Mbapka eenhomola delivala nolulalilityana naadi inadi livala nolulala limbulau.



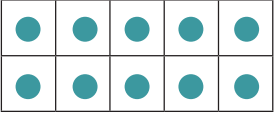
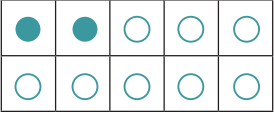
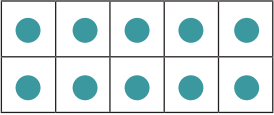
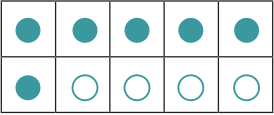
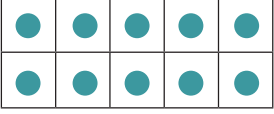
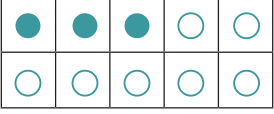
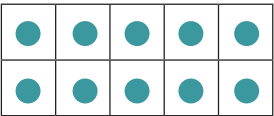
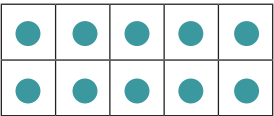
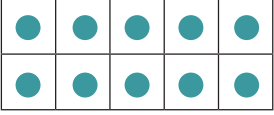
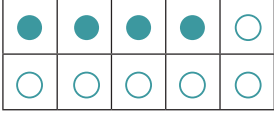
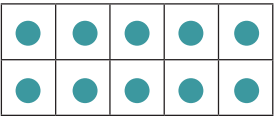
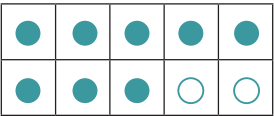
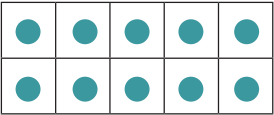
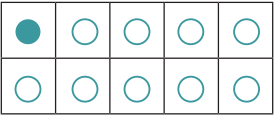
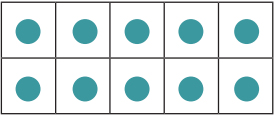
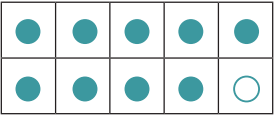
Oshivike 14

Ondodo 1



Ten frame/Okamhungu komilongo

How many? / Ngapi?

1	 	
2	 	
3	 	
4	 	
5	 	
6	 	
7	 	
8	 	

English Activity

Reading Comprehension

Read the text 3 times and answer the questions:

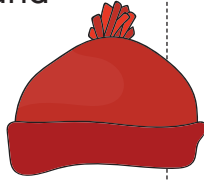
I have a new hat.

My hat is little and red.

I like it a lot.

I wear it every time I go outside.

My mom bought it for me.



1. My hat is

_____ and _____

2. Who is it from?

3. Which hat do you like?




a



b



c



Common Nouns /Oityadina yakwalukeshe

Put each word under the correct heading: /
Oshitya shi tula koshi yoshipalanyole shomondjila.

country	dog	book	mountain	minister	granny
school	train	lion	flag	fox	artist


Oshilongo	ombwa	embo	omunda	ominista	meeuku
Ofikola	eshina	onghoshi	epandela	kavandje	omwiimbi

People / Ovanhu	Animals / Oinamwenyo	Places / Eenhele	Things / Oinima



Problem Solving / Okukitakununa

1. There were 7 big birds sitting on a tree. 3 of them fly away. How many birds are on the tree? / Momuti omu na oudila 7, Vakula. Oudila 3 ova tuka po. Oudila vangapi va fyaala momuti.



$$\boxed{} - \boxed{} = \boxed{}$$

2. John had 9 coins. He gave 4 of them to his younger sister. How many coins does John have now? / John oku na oimaliwa ikukutu 9. Ta yandje 4 komumwaina kadona. John okwa fyaala po noimaliwa ingapi ikukutu?



$$\boxed{} - \boxed{} = \boxed{}$$

3. Joe has 8 balloons. 3 of them burst. How many balloons are left? / John oku na oimaliwa ikukutu 9. Ta yandje 4 komumwaina kadona. John okwa fyaala po noimaliwa ingapi ikukutu?



$$\boxed{} - \boxed{} = \boxed{}$$



Doubling: / Mbalipika:

1 = _____

2 = _____

6 = _____

4 = _____

7 = _____

5 = _____

3 = _____


8 = _____

10 = _____

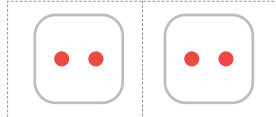
9 = _____

Halving. / Tateka.

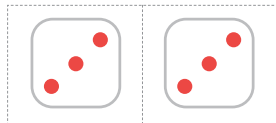
One block of the dominoes represents half of the number.
Okakololo kamwe koudomino oka kalela po etata lonhomola.



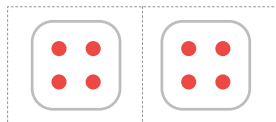
Half of 2
Etata la 2 = 1



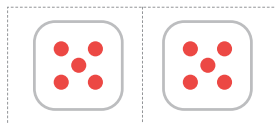
Half of 4
Etata la 4 = _____



Half of 6
Etata la 6 = _____



Half of 8
Etata la 8 = _____



Half of 10
Etata lo 10 = _____



English Activity

Syllables

How many syllables do you hear in each word?

apple _____	butterfly _____
banana _____	pizza _____
ice cream _____	hop _____
puppy _____	radio _____
car _____	flower _____
tree _____	go _____

Oshivike 14

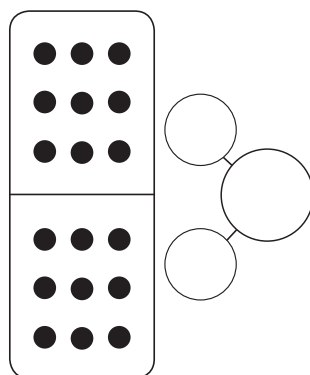
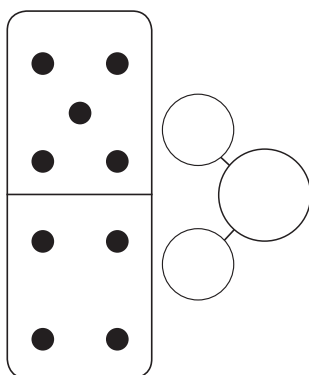
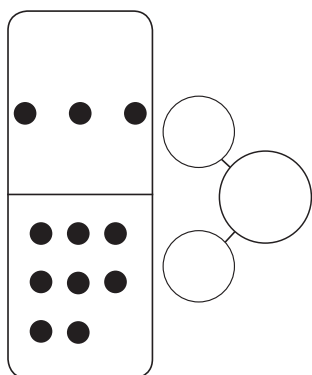
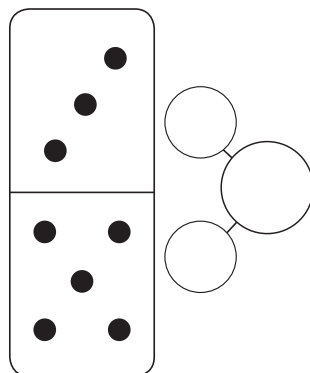
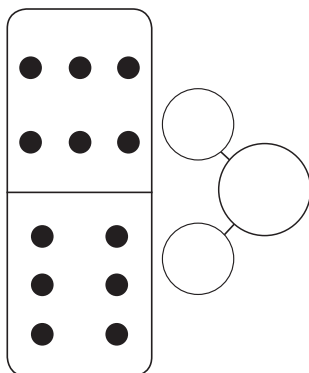
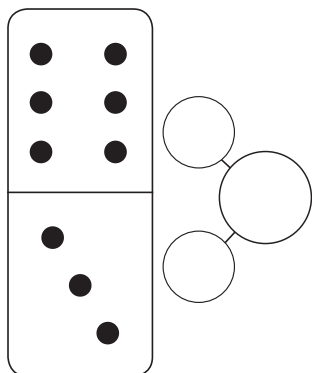
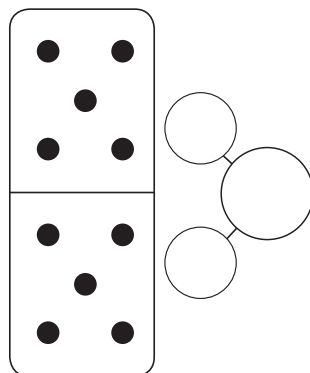
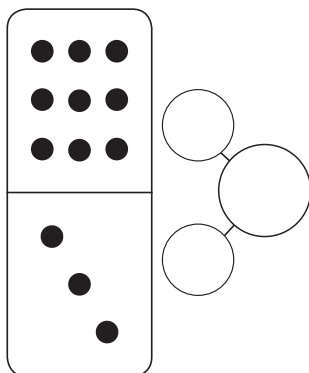
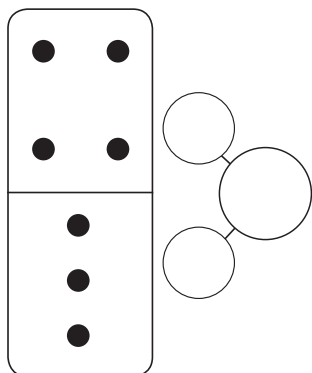
Ondodo 1

Number bonds / Ekwatafano leenhomola

Count the dots on each domino. Write it and add them. /
Valula oundofi ve li kokadomino keshe. Shanga ndee to tula kumwe.

Oshivike 14

Ondodo 1



English Activity

All about -ed

Add **-ed** to a verb to make it past tense.

open – opened

If a verb ends in a silent 'e' just add **-d** to make it past tense

close – closed



Write the correct past tense verbs:

watch

play

jump

enjoy

want

smile

wash

visit

arrive

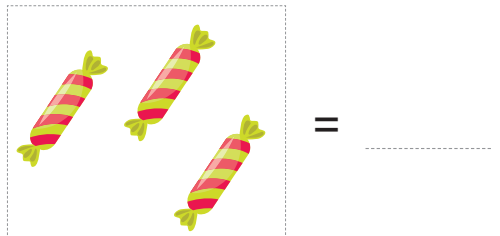

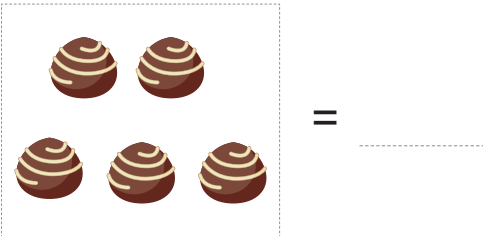



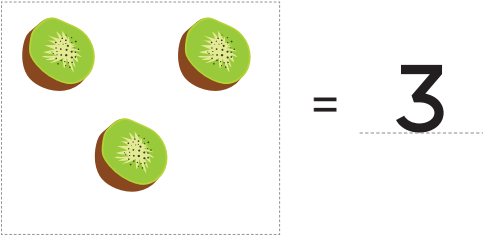
work



Subitize / Okuvalula

Subitize: to see and know right away. You subitize with your eyes. /
Okuvalula.Tala ndee to valula mondjila.Valula nomesho.

Oshivike 14
Ondodo 1



Success begins with education

Parents will be able to visit the website and watch daily videos or they can subscribe to our Zoshy Telegram channel to receive daily videos. One can also download the PDF version of the book on the website. Also watch our daily show on Active Kids to watch your favourite lessons.



<https://t.me/zoshyonline>



For extra perks!

How does it work?



Easy peasy steps to follow

Register at zoshy

You can save your favourite lessons and find them easier



- Step 1: Find us at www.zoshy.online or scan the QR code
- Step 2: Find your grade and select the year
- Step 3: Choose your language
- Step 4: Choose the week you want to learn out of
- Step 5: Choose lessons from what lessons there are
- Step 6: Download booklet if you do not have it
- Step 7: Watch and follow the teacher as she explains what to do in the book
- Step 8: Follow us on Facebook (Zoshy & Active Kids) to never miss a video
- Step 9: Subscribe to our Zoshy Telegram channel if you want to receive daily updates



www.zoshy.online

In collaboration with the Ministry of Education, Arts and Culture

PRINT

- 1** Turn the booklet to landscape.
- 2** Take a ruler & tear the booklet at the top long fold.
- 3** Fold the booklet in half.
- 4** The learning journey can start.

STEPS HOW TO TEAR & USE THE BOOKLET



Nghee una okukala EPENDAFULE

Amena vakweni,
ove to li amene mwene



Omapendafule aeshe oha djala okalapi

ko komulungu katuvika okanya neyulu

