

Grade 1: Week 25 & 26 / Ondondo 1: Oshivike 25 & 26



English / Oshikwanyama

Animals and water / Okwenye noinamwenyo



Ministry of Education,
Arts and Culture



NAMIBIAN
COMMUNITY TRUST

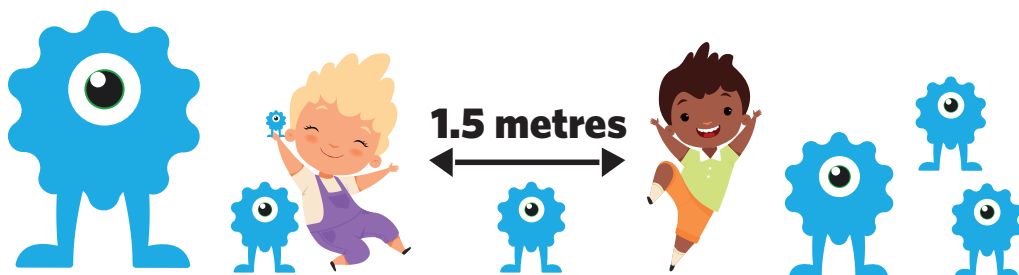


Capricorn Foundation

unicef

for every child





These numbers indicate which day you can complete each worksheet! But if you want to, you can work ahead and do the rest as well.

This publication is a collaboration between the Ministry of Education, Arts and Culture and Namibia Media Holdings. This publication is sponsored by the Ministry.

Copyright © Ministry of Education, Arts and Culture. All parts of this publication cannot be reproduced, stored in a retrieval system or transmitted in any form or by any means, electronic, mechanical, photocopying, recording or otherwise without prior permission of the Ministry of Education, Arts and Culture or the Publisher.

Production by: Namibia Media Holdings

NMH NAMIBIA
MEDIA
HOLDINGS

Printing: Newsprint Namibia

newsprint
NAMIBIA

The Ministry of Education, Arts and Culture
www.moe.gov.na



Reading comprehension

Read the story and answer the questions.

A trip to the zoo

Pam went to the zoo with her mom and dad. Her mom brought some sandwiches for lunch. Her dad brought the camera. They went to see the giraffes first and Pam's dad took some photos. Next, they went to see the monkeys. The monkeys were swinging from the trees. Pam thought the monkeys were very funny. She had a really great day with her parents.

1. Where did Pam go?

2. Who brought the sandwiches?

3. Which animal did Pam see first?

4. What did Pam's dad bring?

5. What were the monkeys doing?





Doubling and Halving. / Okumbalipika nokutipa pokati

Double / Mbalipika

Half / Tipa pokati

Double 1 is
Mbalipika 1

Half of 2 is
Tipa pokati 2

Double 6 is
Mbalipika 6

Half of 20 is
Tipa pokati 20

Double 9 is
Mbalipika 9

Half of 12 is
Tipa pokati 12

Double 10 is
Mbalipika 10

Half of 18 is
Tipa pokati 18

Double 4 is
Mbalipika 4

Half of 14 is
Tipa pokati 14

Double 8 is
Mbalipika 8

Half of 10 is
Tipa pokati 10

Double 2 is
Mbalipika 2

Half of 16 is
Tipa pokati 16

Double 11 is
Verdubbel 11 is

Half of 6 is
Tipa pokati 6

Double 13 is
Verdubbel 13 is

Half of 4 is
Tipa pokati 4

Double 7 is
Verdubbel 7 is

Half of 8 is
Tipa pokati 8




English Activity

Number names.









Search for the number name and circle it.
Write the number name under the numbers

f	o	u	r	t	w	o
t	h	r	e	e	f	w
s	e	v	e	n	o	n
h	f	i	v	e	n	l
k	n	s	i	x	e	n
t	e	n	o	n	z	e
o	e	i	g	h	t	p







Oshivike 25

Ondondo 1









English Activity

Animals

Put these animals into the correct place.
There are more animals than you need.

penguin

elephant

tiger

hippo

panda

seal

monkey

rhino

giraffe

crocodile


pelican

lion


Oshivike 25

Ondondo 1

1. This animal eats meat or fish. It's got four legs and is green or grey. Its big and long.



5. This animal is a big cat. It is brown. It can climb trees and it eats meat.



2. It is big and grey. It has four legs and eats grass. It's got one horn or two.

6. This animal is very tall. It has long legs and eats leaves.



7. This is a bird. It is white or brown and one of the biggest birds. It eats fish.

3. It is big and grey. It has four legs and a trunk.



8. This animal is white and black. It eats bamboo. It can't climb trees.







4. This is a bird but it can't fly. It is small and black and white. It eats fish.



9. This animal lives in the ocean and eats fish.



Ordinal numbers/ Eenhomolashikulafano

fish/ oshi	dog/ okambwa	rabbit/ okandiba	lion/ onghoshi	sheep/ odi	cat/ okambishi
					

If the fish is the first animal...

- Which animal is third?
- What place is the sheep in?
- What place is the dog in?
- Which animal is fourth?
- Which animal is last?
- Colour the second animal brown.
- Colour the fourth animal yellow.
- Colour the first animal red.
- Colour the fifth animal black.
- Colour the third animal grey.

Ngeenge oshi oyo oshinamenyo shotete.

- Oshinamwenyo oshititatu oshi lipi po?.....
- Odi oi li ponhele ilipi po?
- Okambwa oke li ponhele ilipi po ?
- Oshinamwenyo oshitine oshi lipi po?
- Oshinamwenyo shaxuuninwa oshi lipi po?.....
- Mbapeka oshinamwenyo oshitivali noluvala leimbi.
- Mbapeka oshinamwenyo oshitine noluvala lishunga.
- Mbapeka oshinamwenyo shotete noluvala litilyana.
- Mbapeka oshinamwenyo oshititano noluvala lilaula.
- Mbapeka oshinamwenyo oshititatu noluvala lonhata.

Oshivike 25

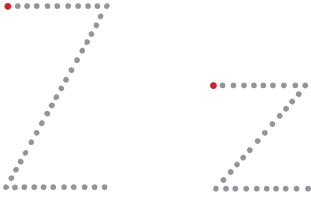
Ondondo 1




English Activity

Phonics

Trace it!

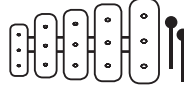


Circle the z's in the sentence:



Zac saw a
zebra at
the zoo

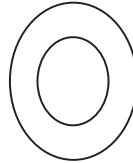
Draw a line from the circle to the images that begin with the letter 'z':




xylophone



zipper



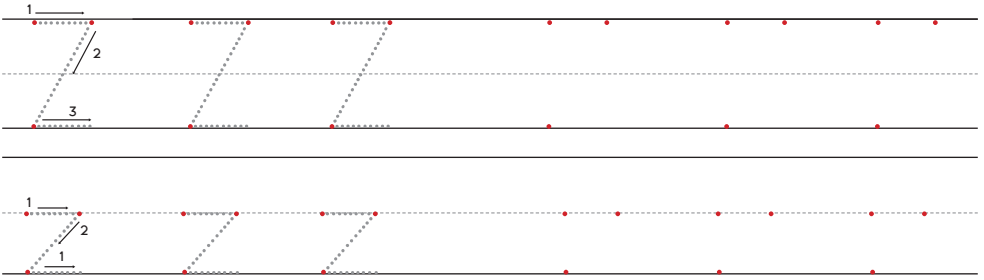
Zero






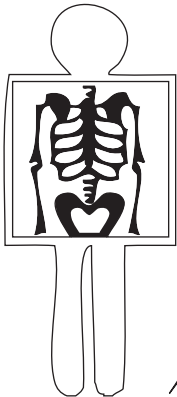
train

Trace it!

Write




Colour all the images that start with the z sound.



English Activity

Rhyming words


Read the words in each fish bowl. Circle the words that rhyme



had jab
tan pit
ran sat
can log
van can



wag gap
rag pit
ran pen
sit gag
log dam



dam ham
lad pit
bug yam
mat bam
sag tad



ton set
let jet
bug met
pit bed
vet bit

Oshivike 25

Ondondo 1



Place value / Eenhele muvalu

14 = tens/omilongo units/oixupe

22 = tens/omilongo units/oixupe

15 = tens/omilongo units/oixupe

11 = tens/omilongo units/oixupe

Oshivike 25

Ondondo 1

..... = 2 tens / omilongo 3 units / oixupe

..... = 6 tens / omilongo 0 units / oixupe

..... = 0 tens / tiene 4 units / oixupe

..... = 3 tens / tiene 1 units / oixupe



Labelling / OkuLuka

Look at the pictures and label the animals. /
Tala komafano ndee to luku oinamwenyo.












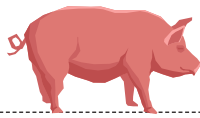

















Oshivike 25

Ondondo 1

English words			
cat	duck	pig	lion
bird	cow	horse	tiger
dog	monkey	giraffe	fish

Oshikwanyama			
mbishi	ombaka	oshingulu	onghoshi
okaḍila	ongobe yodidi	onghambe	ongwe
munghima	onduli	oshi	ombwa

English Activity

Identify long / short vowels

Write it in the correct column.

long i	short i

bite

hid

dim

kit

dime

kite

fine

bit

ripe

rip

hide

fin



Problem Solving / Okukitakununa omivalu

1. In a pond are 13 fish. I caught 7 fish. How many fish are left? / Mediva omu na eeshi 13. Onda kwata eeshi 7. Eeshi ngapi da xupa mo?
-

2. There are 10 sheep in the kraal and 3 sheep outside the kraal. How many sheep are there altogether? / Moshiunda omu na eedi 10 needi 3 odi li kondje yoshiunda. Eedi adishe kumwe odi li ngapi ?
-

3. We collected 9 eggs on Monday and 7 eggs on Tuesday. Mother cooks 5 eggs, how many eggs do we have left? / Otwa ongela omai momaandaxa nomai 7 mEtivali. Meme okwa teleka omai 5. Opa fyaala omai angapi?
-

4. Mandy collects 18 seeds. She planted 4 seeds and shared the rest with Pam. How many seeds will each child get? / Mandy okwa ongela eembuto 18. Okwa kuna po eembuto 4 ndee ta tukula di kwawo da xupa po na Pam. Keshe wumwe otakamona di li ngapi?
-

5. I have 9 doves. John has 7 doves and Emily has 5 doves. How many doves do we have altogether? / Ondi na eenghuti di 9, John oku na eenghuti 7 na Emily oku na 5. Eenghuti ngapi tu na atushe kumwe?
-





English Activity

Simple Past Tense

The simple past tense expresses an action that happened. For most verbs, we add 'ed' at the end of the word for past tense form.

Complete each sentence by changing the verb in brackets to the past tense.

Oshivike 25

1. I (ask) asked a lot of questions.

2. She (talk) too fast!

3. Lara (turn) on the light.

Ondondo 1

4. John (answer) the phone.

5. Who (walk) the dog?

6. I (kick) the ball.

7. We (wash) the dishes.

8. The band (play) salsa music.


9. The dog (bark) at the mailman.

10. Peter (toss) the frisbee onto the roof.

English Activity


Prepositions

Where does the apple go? Cut out the apples and place them in the correct positions.



Oshivike 25

Ondondo 1





Oshivike 26

Reading comprehension / Lesha okahokololo ndee to nyamukula omapulo

Read the story and answer the questions. /
Lesha okahokololo ndee to nyamukula omapulo.

Mike's Day at the beach.

During the summer, Mike plays at the beach. He wears his blue swimsuit. He swims in the waves. Mike builds castles made of sand. For lunch, Mike eats a sandwich and drinks juice. Sometimes, Ben plays at the beach with Mike.

Efiku laMike komunghulofuta

Efimbo lokwenye Mike oha danauka pomunghulofuta.
Adjala oikutu yaye yokuyowifa yoluvala limbulau. Oha yowo momakufikufi. Mike otatungu omaumbo omadu. Omusha. Mike ota li omboloto ndee ta nhu omeva oihape.
Omafimbo amwe, Ben oha danauka naMike pomunghulofuta

1. Who plays at the beach during summer? / Olyelye ha danauka komunghulofuta pefimbo lokwenye?

2. What does Mike like to wear? / Mike oku hole oku djala shike?

3. Where does Mike swim? / Mike oha yowo peni?

4. What does Mike eat for lunch? / Pefimbo lomusha Mike oha li shike?

5. Who plays with Mike sometimes? / Olyelye hava danauka naMike omafimbo amwe?



Counting on and backwards / Okuvalula wa yuka komesho nokonima

Count in 10's: / Valula momilongo (10):

Fill in the missing number below: /

Yadifa mo onhomola i he po:

10

30

30

Backward skip counting: / Okuvalula to nhuka wa yuka konima:

40

10

80

50

Fill in the missing number below: /

Yadeka mo onhomola i hepo moukololo pedu:

20

40

80

60



Decomposition / Okutungulula

1 2 3 4 5 6 7 8 9 10

Tens/Omilongo	Ones/Oixupe	Tens/Omilongo	Ones/Oixupe	Tens/Omilongo	Ones/Oixupe
1	3				

Tens/Omilongo	Ones/Oixupe	Tens/Omilongo	Ones/Oixupe	Tens/Omilongo	Ones/Oixupe

Tens/Omilongo	Ones/Oixupe	Tens/Omilongo	Ones/Oixupe	Tens/Omilongo	Ones/Oixupe

Oshivike 26
Ondondo 1



English Activity

Vocabulary

Read the vocabulary words:



Oshivike 26

Ondondo 1

Fill in the missing letters:

c _ _ ean

p _ _ ll _ _ ted

dr _ _ nk

n _ _ ed

w _ _ t _ _ r

Search the vocabulary words.

d	r	i	n	k	m	l	k
s	v	y	c	l	e	a	n
m	n	w	a	t	e	r	c
p	o	l	l	u	t	e	d
b	h	i	d	i	r	t	y
j	n	e	e	d	i	l	m

English Activity

Sight words

Read:

may

blue

you

Trace it:

may

blue

Write it:

Find and circle the sight words.

what	may	yellow
	here	
blue	away	you

Read each sentence.
Circle the sight words.

1. May I have sweets please?
2. The sky is blue.
3. You are smart.



Doubling and Halving / Okumbalipika nokutipa pokati

Number / Eenhomola	Double / Okuhapupalifa	Halve / Etata
10	20	5
2		
8		
6		
14		
18		
20		

Oshivike 26

Ondondo 1



$$2 + \dots + \dots + \dots + \dots + \dots = 10$$

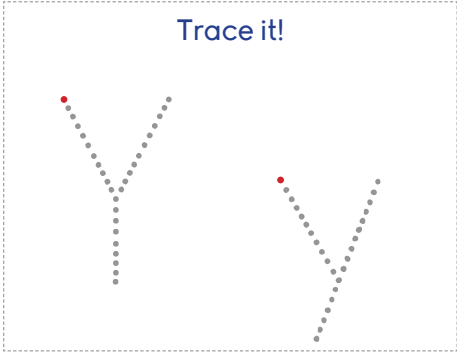


$$3 + \dots + \dots + \dots = 9$$

English Activity

Phonics

Trace it!



Draw a line from the circle to the images that begin with the letter 'y':



yam



polar bear

Circle the y's in the sentence:



Yvette eats yoghurt on the yacht.



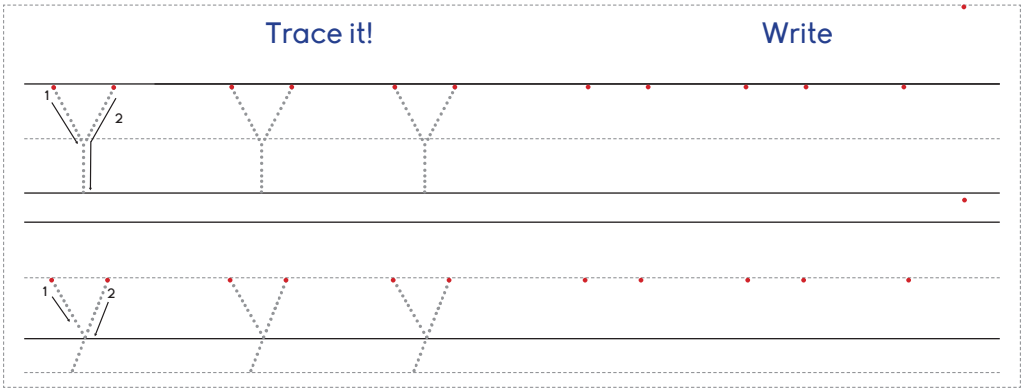
yawn



ice cubes

Trace it!


Write



Colour all the images that start with the y sound.



YELLOW



Computation/ Okuvalula

$11 + 3 =$

$9 - 2 =$

$7 + 2 =$

$18 - 3 =$

$13 + 6 =$

$15 - 4 =$

$11 + 4 =$

$8 - 5 =$

$14 + 3 =$

$19 - 3 =$

$12 + 8 =$

$10 - 2 =$

$11 + 7 =$

$18 - 5 =$

$13 + 4 =$

$16 - 4 =$

$5 + 5 =$

$9 - 6 =$

$1 + 7 =$

$15 - 2 =$



Problem Solving / Okukitakununa omuvalu

1. There are 20 eggs. 6 eggs are rotten. How many eggs are left? /
Ope na omai 20. Omai 6 okwa ola. Opa fyaala omai angapi?

2. Anna has 17 litres of water and Pam has 12 litres of water. How much more water does Ann have than Pam? / Anna oku na eelitela 17 domeva na Pam oku na eelitela 12 domeva. Anna oku na eelitela domeva di fike peni di dule da Pam?

3. I have 13 marbles and my friend has 6 marbles. How many marbles do we have altogether? / Ondi na oumanyana 13 na kaume kange oku na oumanyana 6. Atushe kumwe otu na oumanyana vangapi?

4. There are 5 buckets. Each bucket holds 2 litres of water. How much litre water is there altogether? / Ope na omavela 5. Evela keshe oha li humbata eelitela 2. Eelitela adishe kumwe odi li ngapi?

5. Three friends have 9 cupcakes. If they share it equally among them, how many cupcakes will each friend get? / Ookaume vatatu ove na oukopi voukuki 9. Ngeenge ove va tukulilafana shi fike pamwe mokati kavo, Kaume keshe otaka mona oukopi voukuki vangapi?



Uses of water / Okulongifa omeva

Label the pictures using the words below. /
Luka omafano to longifa oitya ei ili pedu.



cooking /
okuteleka

watering plants /
okutekela oimeno

drinking /
okunwa

brushing teeth /
okukusha omayoo

bathe /
okulikosha

washing hands /
okulikosha keenyala.

English Activity

Conjunctions, Capital letters and Punctuation

Revision

1. Choose the correct conjunction and write it in the blanks.

because	or	but	and
---------	----	-----	-----

a) Anne Dave are going to the beach.

b) The pond was full of the rain.

c) I want hamburgers hotdogs for lunch.

d) I have juice, I want water to drink.

2. Re-write the following sentences putting in the capital letters and full stops.

a) it was raining yesterday

.....

.....

b) we went to the lake

.....




.....









Money / Oimaliwa




Count all the coins together: /
Valulila kumwe oimaliwa aisehe ikukutu:

a.  +  +  =

5 cent /
5 eesenda 5 cent /
5 eesenda 5 cent /
5 eesenda

b.  +  +  +  =

10 cent /
10 eesenda 5 cent /
5 eesenda 5 cent /
5 eesenda 5 cent /
5 eesenda

c.  +  +  =

50 cent /
50 eesenda 10 cent /
10 eesenda 5 cent /
5 eesenda

d.  +  +  +  =

50 cent /
50 eesenda 10 cent /
10 eesenda 5 cent /
5 eesenda 5 cent /
5 eesenda

How much change will I get if I buy the following items and pay with a 50c? / Ohandi ka mona oshendja ifike peni ngee onda lande oinima tai shikula ndee hai futu 50c.

25c



.....

30c



.....

English Activity

Modals

English

Can – describes an ability to do something.

Example: I can play football.

May– is used to ask permission or talk about future possibilities.





Example: Uncle Ben may visit us this weekend.

Fill in can or may in the boxes:

- Mary write poems?
- It rain tomorrow.
- The jug hold one litre of water.
- I go with you to the lake?
- He help you with your homework.



Geometry / Eshivometo

Shape / Omutungilo	Name / Edina	Number of sides / Omuvalu weembinga	Number of corners / Omuvalu weehuke
			
			
			
			



Success begins with education

Parents will be able to visit the website and watch daily videos or they can subscribe to our Zoshy Telegram channel to receive daily videos. One can also download the PDF version of the book on the website. Also watch our daily show on Active Kids to watch your favourite lessons.



<https://t.me/zoshyonline>



For extra perks!

ONLINE

How does it work?



Easy peasy steps to follow

Register at zoshy

You can save your favourite lessons and find them easier



- Step 1: Find us at www.zoshy.online or scan the QR code
- Step 2: Find your grade and select the year
- Step 3: Choose your language
- Step 4: Choose the week you want to learn out of
- Step 5: Choose lessons from what lessons there are
- Step 6: Download booklet if you do not have it
- Step 7: Watch and follow the teacher as she explains what to do in the book
- Step 8: Follow us on Facebook (Zoshy & Active Kids) to never miss a video
- Step 9: Subscribe to our Zoshy Telegram channel if you want to receive daily updates




www.zoshy.online

In collaboration with the Ministry of Education, Arts and Culture

PRINT


1

Turn the booklet to landscape.




2

Take a ruler & tear the booklet at the top long fold.




3

Fold the booklet in half.



4

The learning journey can start.



STEPS
HOW TO TEAR & USE
THE BOOKLET



NGHEE U NA

OKUXUPIFA

OMEVA

Pata opomba
manga to kushu
omayoo oye.

Ino
danena
omeva.

Longifa efimbo
lixupi mobata
ngee to likeosho.

Tuvikila
omeva odula
meneloloma
ndee to alongifa
okutekela
amenoyoye.

Alushe opomba
yomeva ngee
ito alongifa.

Tekela oshikunino
efimbo longula
nokomatango.

