

# Graad 3: Week 21 & 22

Afrikaans



## Veiligheid op jou fiets & Plante en groei



Ministry of Education,  
Arts and Culture



**NAMIBIAN**  
COMMUNITY TRUST



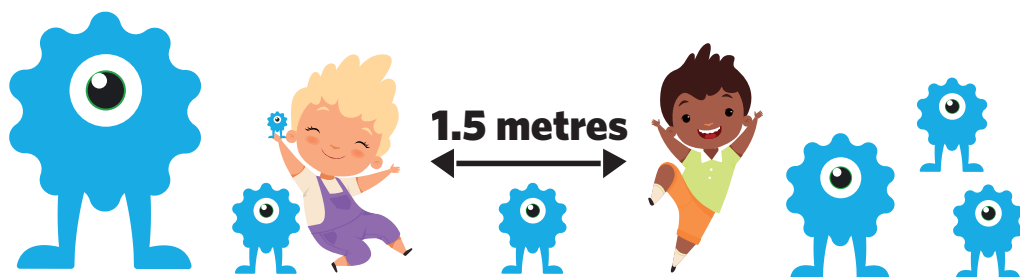
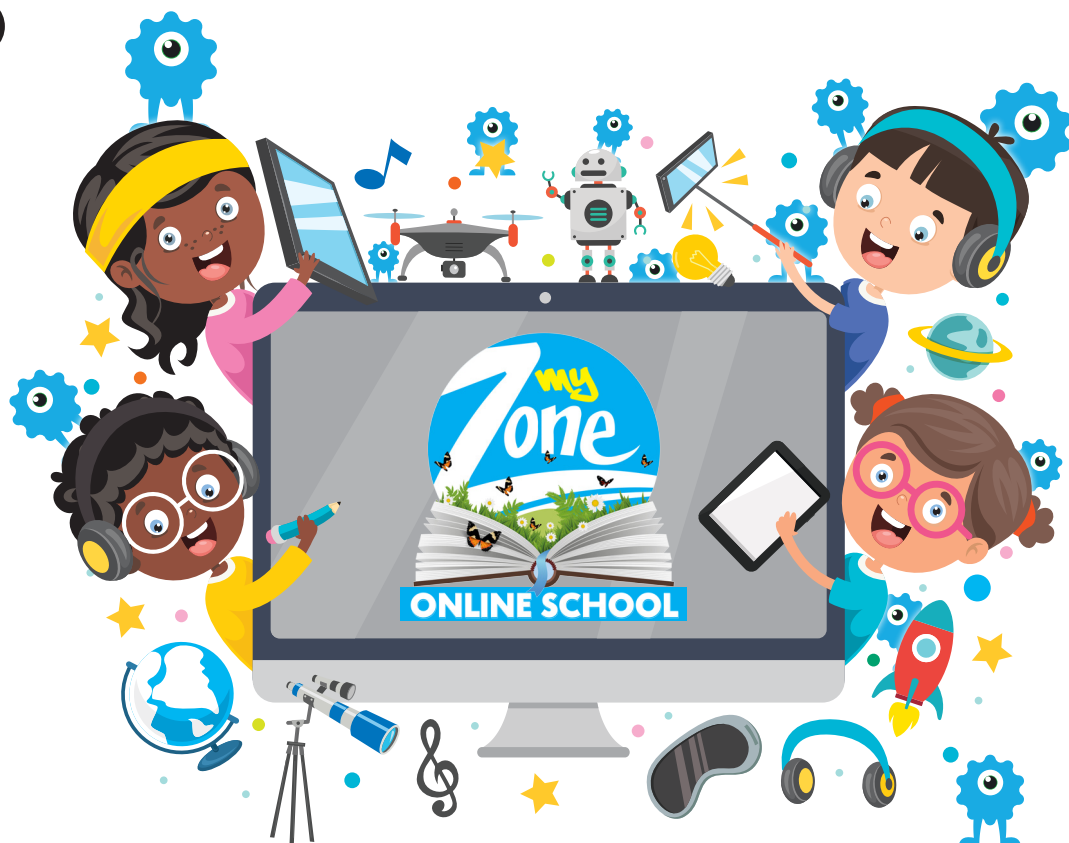
Capricorn Foundation

unicef 

for every child



ONLINE SCHOOL



These numbers indicate which day you can complete each worksheet! But if you want to, you can work ahead and do the rest as well.

**This publication is a collaboration between the Ministry of Education, Arts and Culture and Namibia Media Holdings. This publication is sponsored by the Ministry.**

**Copyright © Ministry of Education, Arts and Culture.** All parts of this publication cannot be reproduced, stored in a retrieval system or transmitted in any form or by any means, electronic, mechanical, photocopying, recording or otherwise without prior permission of the Ministry of Education, Arts and Culture or the Publisher.

Production by: Namibia Media Holdings **NMH** NAMIBIA MEDIA HOLDINGS

Printing: Newsprint Namibia **newsprint** NAMIBIA

**The Ministry of Education, Arts and Culture**  
www.moe.gov.na



# Spelling

## Spelling

- voetganger
- motor
- verkeer
- fietsryer
- fiets

## Sigwoorde

- oud
- hy
- by
- werk
- gaan
- of

Maak sinne deur die spelwoorde te gebruik.

verkeer: \_\_\_\_\_

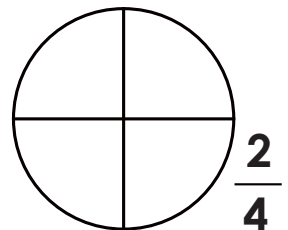
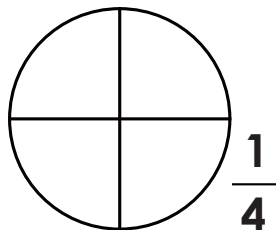
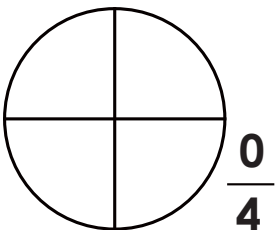
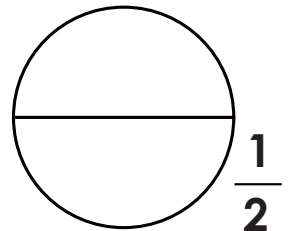
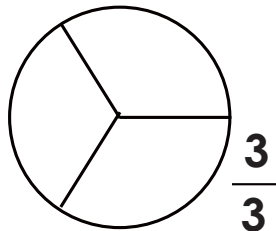
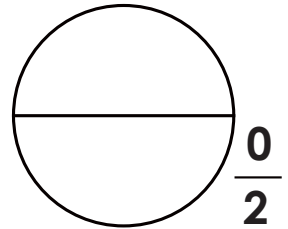
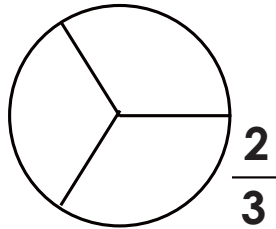
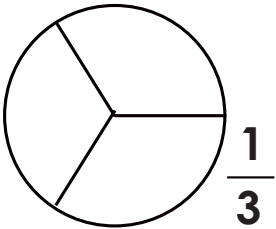
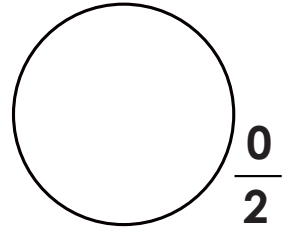
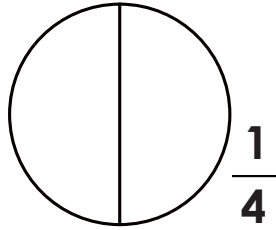
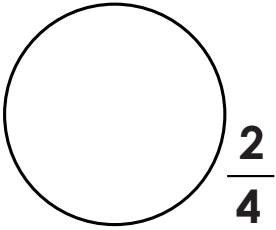
voetganger: \_\_\_\_\_

fiets: \_\_\_\_\_



## Breuke

Kleur dele van elke sirkel in om die breuke aan te dui.





# Lees

## Lees die storie en beantwoord die vrae: Timo se rooi fiets

Timo het 'n nuwe rooi fiets. Van die seuns by die skool is jaloers. Dit is 'n baie mooi rooi fiets met wit strepe. Hy ry skool toe met sy fiets. Sy ma het al baie vir hom gesê om veilig te ry en so naby aan die kant van die pad te bly as wat hy kan. Sy pa het vir hom 'n ketting en slot gekoop om sy fiets te sluit. Eendag los hy sy fiets voor Mr. Brown se winkel. Hy het dit nie gesluit nie. Iemand het toe sy fiets gevat. Toe Timo terugkom was sy fiets weg. "Dit is weg, dit is weg. Iemand het my rooi fiets gesteel," huil hy. Hy was baie bang. "Wat gaan ek doen," huil hy.



1. Wat is die kleur van Timo se fiets?

---

2. Hoekom het sy ma vir hom gesê om veilig te wees en so naby aan die kant van die pad te bly as wat hy kan?

---

3. Watse les het Timo geleer?

---



## Phonics: -tion words

## Using and understanding – tion words

Write the correct words on the lines from the box to complete each sentence:

caution  
direction  
question

definition  
education  
vacation

description  
position



- I had an important \_\_\_\_\_ to ask my teacher.
- The \_\_\_\_\_ sign warned us to be careful.
- Every summer our family takes a \_\_\_\_\_ to visit my cousins.
- Which \_\_\_\_\_ are we going in?
- For my vocabulary homework, I have to write the \_\_\_\_\_ of each word.
- What \_\_\_\_\_ do you play in netball?
- His \_\_\_\_\_ of the thief helped the police to catch the robber.
- A good \_\_\_\_\_ will teach me important skills and information I will need for my future.

Can you think of any other words that end in -tion?

List them below:

---



---



---



---



---



---

## Berekeninge

$$\begin{array}{r} 124 \\ - 35 \\ \hline \\ \hline \end{array}$$

$$\begin{array}{r} 124 \\ + 35 \\ \hline \\ \hline \end{array}$$

$$\begin{array}{r} 367 \\ - 129 \\ \hline \\ \hline \end{array}$$


$$\begin{array}{r} 367 \\ + 129 \\ \hline \\ \hline \end{array}$$

$$\begin{array}{r} 897 \\ - 769 \\ \hline \\ \hline \end{array}$$

$$\begin{array}{r} 225 \\ + 336 \\ \hline \\ \hline \end{array}$$

$$\begin{array}{r} 821 \\ - 134 \\ \hline \\ \hline \end{array}$$

$$\begin{array}{r} 222 \\ + 278 \\ \hline \\ \hline \end{array}$$



$$\begin{array}{r} 666 \\ - 577 \\ \hline \\ \hline \end{array}$$

$$\begin{array}{r} 333 \\ + 477 \\ \hline \\ \hline \end{array}$$

Week 21

Graad 3

Vul die ontbrekende getalle in.

$$122 + \square = 137$$

$$175 + \square = 201$$

$$223 + \square = 267$$

$$213 + \square = 250$$


$$345 + \square = 400$$

$$301 + \square = 389$$



# Gewig: kg en g

1. Skat en omkring die een wat die swaarste is.



2. Sê of die volgende waar of vals is:

a) 4 000 g = 1 kg \_\_\_\_\_      b) 4 000 g = 2 kg \_\_\_\_\_

3. Kyk na die prente en beantwoord die vrae.

Gram



25 g



85 g



95 g



150 g

a. Hoeveel weeg die pop en bal saam?

---

b. Hoeveel weeg die pop en die teddie beer saam?

---

c. Hoeveel weeg die pop, bal en die teddie beer saam?

---

d. Watse speelding is die ligste?

---

e. Watse speelding is die swaarste?

---



# Lettergrepe

## Wat is 'n lettergreep?

'n Lettergreep is die klank van 'n klinker {a,e,i,o,u} wat gemaak word as jy 'n woord uitspreek.

“Kat” het een lettergreep en “katte” het twee. Langer woorde het drie of meer.



## Oefen om lettergrepe te identifiseer in die woorde hieronder.

Hoeveel lettergrepe is daar in elke woord? Jy kan die aantal lettergrepe tel deur elke lettergreep neer te skryf wat jy lees. Dit help om elke lettergreep te klap as jy lees.

Woord	Lettergreep 1	Lettergreep 2	Lettergreep 3	Hoeveel?
1. katte	kat	te		2
2. fluit				
3. prent				
4. hond				
5. gebruik				
6. bruikbaar				
7. haas				
8. venster				
9. voël				
10. koekie				
11. hondjie				
12. hulp				
13. reën				
14. respek				
15. respekvol				





# Probleemoplossing

1. Mango's kos N\$47 elk. Hoeveel kos 5 mango's?

---

---

2. Daar is 9 lemoene in 'n sak. Hoeveel lemoene is daar in 4 sakke?

---

---

Week 21

3. Daar is 3 Graad 3 klasse. Elke Graad 3 klas het 125kg vullis opgetel. Hoeveel kg vullis is altesaam opgetel?

---

---

Graad 3

4. Daar is 25 vullis dromme buite elke blok klaskamers. Daar is 10 blokke klaskamers. Hoeveel vullis dromme is daar altesaam?

---

---



## Irregular plurals

1. Do you have freckles on one foot, or both of your \_\_\_\_\_?

a. foot	b. feet	c. fit	d. foots
---------	---------	--------	----------

2. One man is wearing blue, and two \_\_\_\_\_ are wearing green.

a. men	b. man	c. mens	d. mans
--------	--------	---------	---------

3. Some \_\_\_\_\_ are really sharp, so you have to be careful when using them.

a. knove	b. knife	c. knives	d. knifes
----------	----------	-----------	-----------

4. There are lots of \_\_\_\_\_ at the library today.

a. womans	b. women	c. womens	d. woman
-----------	----------	-----------	----------

5. Father Christmas has hundreds of \_\_\_\_\_ working for him.

a. elves	b. elv	c. elf	d. elfs
----------	--------	--------	---------

6. How many \_\_\_\_\_ are there in your family?

a. childs	b. child	c. children	d. childrens
-----------	----------	-------------	--------------

7. I saw a flock of white \_\_\_\_\_ at the lake yesterday.

a. gooses	b. geese	c. geeses	d. goose
-----------	----------	-----------	----------

8. Look at all of the \_\_\_\_\_ waiting in line for the movie!

a. persons	b. person	c. people	d. peoples
------------	-----------	-----------	------------

9. I hope we don't run into a pack of \_\_\_\_\_ on our camping trips.

a. wolves	b. wolf	c. wolfs	d. wolve
-----------	---------	----------	----------

10. How many \_\_\_\_\_ of bread did your mom bake?

a. loafs	b. loaf	c. loave	d. loaves
----------	---------	----------	-----------



# Vermenigvuldiging en Deling

## 4 x en ÷ tafel

Maal

$1 \times 4 = 4$

$2 \times 4 = 8$

$3 \times 4 = 12$

$4 \times 4 = 16$

$5 \times 4 = 20$

$6 \times 4 = 24$

$7 \times 4 = 28$

$8 \times 4 = 32$

$9 \times 4 = 36$

$10 \times 4 = 40$

Deel

$4 \div 4 = 1$

$8 \div 4 = 2$

$12 \div 4 = 3$

$\square \div 4 = 4$

$\square \div 4 = 5$

$\square \div 4 = 6$

$28 \div 4 = \square$

$32 \div 4 = \square$

$\square \div 4 = \square$

$\square \div 4 = \square$

## 5 x en ÷ tafel

Maal

$1 \times 5 = 5$

$2 \times 5 = 10$

$3 \times 5 = 15$

$4 \times 5 = 20$

$5 \times 5 = 25$

$6 \times 5 = 30$

$7 \times 5 = 35$

$8 \times 5 = 40$

$9 \times 5 = 45$

$10 \times 5 = 50$

Deel

$5 \div 5 = 1$

$10 \div 5 = 2$

$15 \div 5 = 3$

$\square \div 5 = 4$

$\square \div 5 = 5$

$\square \div 5 = 6$

$35 \div 5 = \square$

$40 \div 5 = \square$

$\square \div 5 = \square$

$\square \div 5 = \square$

## 10 x en ÷ tafel

Maal

$1 \times 10 = 10$

$2 \times 10 = 20$

$3 \times 10 = 30$

$4 \times 10 = 40$

$5 \times 10 = 50$

$6 \times 10 = 60$

$7 \times 10 = 70$

$8 \times 10 = 80$

$9 \times 10 = 90$

$10 \times 10 = 100$

Deel

$10 \div 10 = 1$

$20 \div 10 = 2$

$30 \div 10 = 3$

$\square \div 10 = 4$

$\square \div 10 = 5$

$\square \div 10 = 6$

$70 \div 10 = \square$

$80 \div 10 = \square$

$\square \div 10 = \square$

$\square \div 10 = \square$





## Irregular past tense


4

Rewrite the sentences and change the verb in brackets to its past tense

1. Luisa \_\_\_\_\_ (wake) up very early yesterday.
2. Fiona \_\_\_\_\_ (forget) to bring her dictionary.
3. Oscar and Lisa \_\_\_\_\_ (arrive) quite late.
4. Kate \_\_\_\_\_ (invite) him to the cinema.
5. George \_\_\_\_\_ (call) his grandparents.
6. Helen \_\_\_\_\_ (wear) her new jacket.
7. William \_\_\_\_\_ (hide) his treasure.
8. Last week we \_\_\_\_\_ (fly) by plane to Paris.
9. Anne \_\_\_\_\_ (draw) some beautiful pictures.
10. David \_\_\_\_\_ (blow) some balloons.
11. The sun \_\_\_\_\_ (shine) yesterday.
12. My teacher \_\_\_\_\_ (teach) very well.
13. You \_\_\_\_\_ (love) your friends.
14. They \_\_\_\_\_ (give) me a lot of kisses.
15. I \_\_\_\_\_ (sing) in the school choir.

Week 21

Grade 3



# Kreatiewe skryfwerk

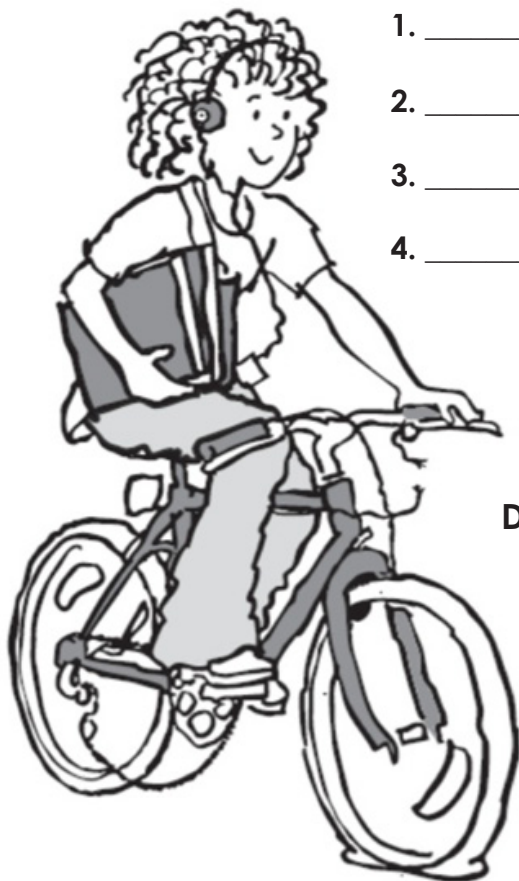
## 'n Stukkende fiets

Kyk na die prent en vind 8 dinge wat verkeerd is met die fiets en die ryer.

**Skryf jou antwoorde in die spasies hieronder.**

**Dinge verkeerd met die ryer.**

1. \_\_\_\_\_
2. \_\_\_\_\_
3. \_\_\_\_\_
4. \_\_\_\_\_



**Dinge verkeerd met die fiets.**

5. \_\_\_\_\_
6. \_\_\_\_\_
7. \_\_\_\_\_
8. \_\_\_\_\_

# Gewig: kg en g

Aanwysings: Knip elke woord uit en besluit of jy g of kg gaan gebruik om dit in te weeg. Plak dit dan in die regte kolom.

## Gram

## Kilogram

Week 21

Graad 3



voël	bus	potlood	vliegtuig	liniaal
lemoen	woordeboek	ring	motor	zebra
bed	vlieg	beer	sleutel	peul
bal	aardbol	knoop	persoon	boom





# Lees die woordeskat en sigwoorde

## Woordeskat

- natmaak
- plante
- tuin
- wortels
- blare
- son

## Sigwoorde

- rondom
- skryf
- gaan
- die
- oud
- of



# Samevoeging

## Maak 10 met optelling

Wees effektief en strategies. Maak eers 10 om vinnig op te tel.

$6 + 5 + 4 =$

$3 + 7 + 7 =$

$7 + 3 + 6 =$

$9 + 4 + 1 =$

$8 + 2 + 5 =$

$8 + 7 + 3 =$

$2 + 4 + 6 =$

$8 + 2 + 8 =$

$7 + 5 + 5 =$

$1 + 8 + 9 =$

$6 + 2 + 8 =$


$9 + 8 + 2 =$

$5 + 6 + 8 + 4 + 4 + 5 + 2 =$

$7 + 9 + 4 + 1 + 6 + 8 + 3 =$

Week 22

Graad 3



$$\begin{array}{r} 7 \\ 3 \\ + 7 \\ \hline \\ \hline \end{array}$$

$$\begin{array}{r} 6 \\ 4 \\ + 8 \\ \hline \\ \hline \end{array}$$

$$\begin{array}{r} 9 \\ 6 \\ + 1 \\ \hline \\ \hline \end{array}$$

$$\begin{array}{r} 4 \\ 6 \\ + 3 \\ \hline \\ \hline \end{array}$$



# Klanke: "oe" woorde

groet

hoed

skoen

Kies die regte woord om onder die prent te skryf.



\_\_\_\_\_

\_\_\_\_\_

\_\_\_\_\_



Kies die onderstaande woorde en voltooi die sinne.

koek

boek

voet

skoen

loer

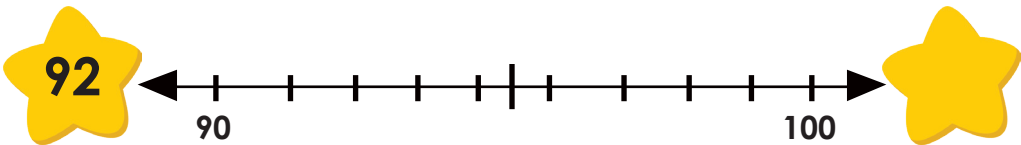
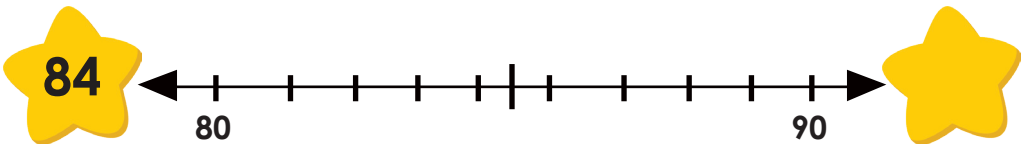
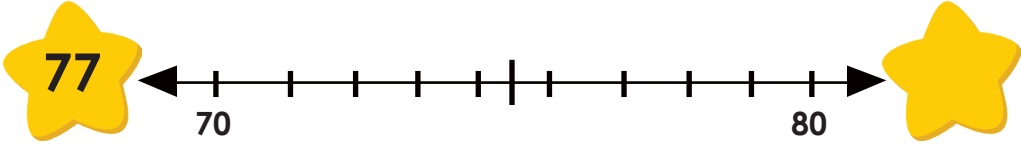
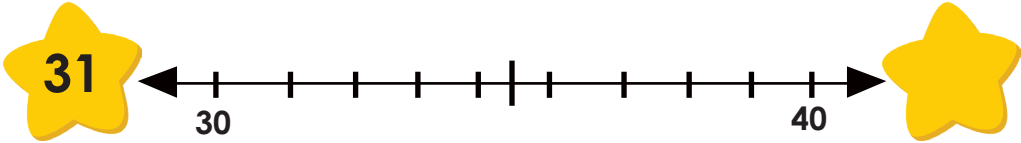
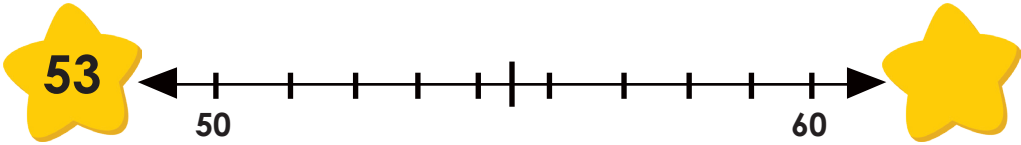
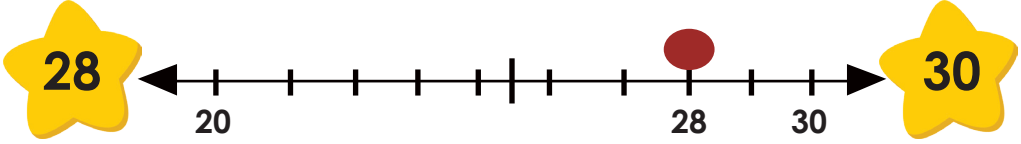
1. Daar is 'n \_\_\_\_\_ op die rak.
2. Die \_\_\_\_\_ pas my.
3. My \_\_\_\_\_ pyn baie.
4. Die \_\_\_\_\_ is versier.
5. Hy \_\_\_\_\_ by die venster uit.

Teken 'n klein prentjie van een van die sinne.



# Afronding na die naaste 10

**Aanwysings:** Rond af tot die naaste 10 deur die getal lyn te gebruik. Die eerste een is vir jou gedoen.



Week 22

Graad 3



# Lees

Lees die storie:

## Die 'plant-mense' van Namibië: Half-mense

Die naam van die vreemde plant beteken 'half-mens'. Die ou storie loop dat hulle verbind was aan die mense van Namibië in die verre suide. Lank gelede het die Khoi-Khoi mense suide toe getrek. Hulle moes hul huise en alle besittings los, omdat die mense uit die noorde met hulle baklei het. Nadat hulle die Oranje Rivier oorgesteek het, het party van hulle omgedraai en terug gekyk. Hulle is toe in 'half-mense' verander met hul gesigte wat na die noorde kyk.

1. Wat vertel die storie ons van die 'half-mens' plant?

---

2. Watse stam het suide toe getrek?


---

3. Hoekom het hulle getrek?

---

4. Skryf die naam van die rivier wat in die storie genoem word.

---



# Probleemoplossing

1. Die boer vat 32 sakke mahangu na die mark toe op Maandag en 94 op Woensdag. Hoeveel sake het hy altesaam gevat?

---



---

2. Pa vat 279 sakke meel mark toe. Hy het nog 113 sakke oor. Hoeveel sakke meel het hy verkoop?

---



---

3. 'n Sak meel kos N\$85. Hoeveel sal 3 sakke meel kos?

---



---

4. Moses saai saad. Hy gee elke mielie plant 50 ml water elke dag. Hoeveel ml water het elke plant in 'n week gekry?

---



---

5. Daar is 17 lemoen bome en 84 appel bome. Na die winter het 34 bome gevrek. Hoeveel bome is oor?

---



---

6. Ek het 120 albasters, ek wen nog 64 en verloor 35. Hoeveel het ek oor?

---



---

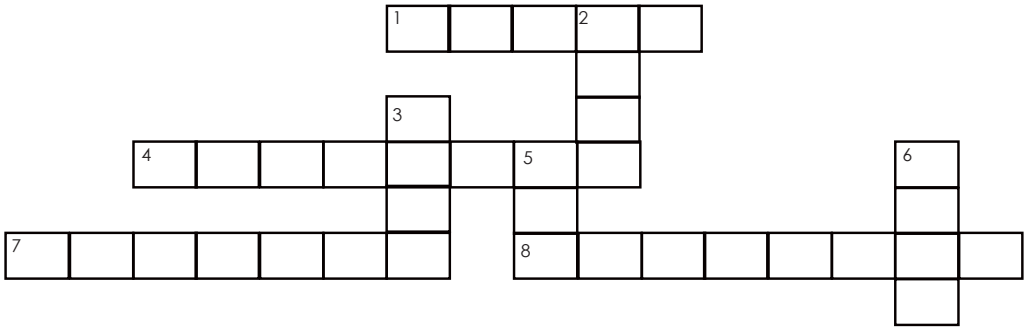


# Word puzzle

## A mustard seed faith

He replied, "If you have faith as small as a mustard seed, you can say to this mulberry tree, "Be uprooted and planted in the sea," and it will obey you." **Luke 17:6 (NIV)**

- |         |          |      |          |
|---------|----------|------|----------|
| mustard | tree     | seed | obey     |
| faith   | increase | sea  | apostles |



### ACROSS

1. Belief in the truth, value, or trustworthiness of a person or idea
4. To make greater or larger
7. A thick yellow liquid that tastes spicy and is eaten in small amounts on meat and sandwiches
8. Twelve disciples chosen by Jesus to preach the gospel

### DOWN

2. A tall plant with a wooden trunk branches and leaves
3. A small kernel that is buried in the ground to grow a new plant
5. A large area of salt water partly or completely surrounded by land
6. To do what you are told or expected to do

# Lengte

Gebruik 'n liniaal en trek 'n lyn volgens die lengte wat aangedui word op aan die linker kant.

12cm

17 cm

5cm

Week 22

Graad 3

Meet die volgende artikels:



Lengte: \_\_\_\_\_cm




Lengte: \_\_\_\_\_cm

# Hoe om 'n saad te plant?

Skryf die stappe wat jy gebruik om 'n saad te plant.

## Eerste




Handwriting practice lines for the first step.

## Volgende




Handwriting practice lines for the second step.

## Dan




Handwriting practice lines for the third step.

## Laastens



Handwriting practice lines for the final step.



# Geld

1. Martin gaan doen inkopies. Hy wil al die artikels wat gewys word koop. Omkring die munte en note wat hy benodig.

<p>a)</p>  <p>N\$25.00</p>	  
<p>b)</p>  <p>N\$4.20</p>	
<p>c)</p>  <p>N\$13.80</p>	

Week 22  
Graad 3

## Hoeveel kleingeld?

Tom koop kos vir N\$37. Hy betaal met 'n N\$50 noot. Hy werk uit hoeveel kleingeld moet hy terug kry deur optelling van

$$N\$37 + N\$10 + N\$1 = N\$1 + N\$1 = N\$50$$

$$N\$10 + N\$1 + N\$1 + N\$1 = N\$13.$$

Hy moet N\$13 terug kry.

Help Tom om uit te vind hoeveel kleingeld hy moet kry as:

a) Die kos is N\$41. Hy betaal met 'n N\$50 noot.

b) Klere kos N\$26. Hy betaal met 'n N\$20 en twee N\$5 munte.

c) Lekkers kos N\$12,80. Hy betaal met 'n N\$10 en drie N\$1 munte.

# Byvoeglike naamwoorde

k	r	v	e	r	v	e	l	i	g	i	g
l	e	l	i	k	s	w	a	a	r	e	r
e	v	a	w	w	l	s	b	m	o	n	e
i	i	n	x	a	i	t	d	o	o	g	a
n	n	k	y	a	g	e	n	o	t	l	t
p	n	g	f	d	j	r	p	i	k	i	i
k	i	w	s	w	a	k	o	r	t	s	m
l	g	e	l	u	k	k	i	g	p	h	p

Vind al die woorde:

- groot      mooi      genot      sterk
- klein      lelik      vervelig      swak
- vinnig      swaar      lank      kwaad
- lig      kort      gelukkig



Week 22

Gradd 3

Skrif 'n sin met elke byvoeglike naamwoord:

1. mooi \_\_\_\_\_  
\_\_\_\_\_
2. kort \_\_\_\_\_  
\_\_\_\_\_

Vul 'n byvoeglike naamwoord in:

1. Gedurende die winter is dit baie \_\_\_\_\_.
2. Pieter speel met sy \_\_\_\_\_ vlieër.

# Vermenigvuldiging

Voltooi die tafels, gebruik die voorbeeld.

X2	2	8	10	7	4	6	9	1	5	3
X2	4									

X3	3	5	8	10	1	7	4	9	2	6
X3	9									

X4	2	5	7	1	8	9	3	6	4	10
X4	8									

X5	1	5	7	3	9	6	8	4	10	2
X5	5									

X10	3	8	2	6	10	4	1	7	5	9
X10	30									





# Werkwoorde in teenwoordige tyd



'n Goeie manier om werkwoorde te verstaan is om aan hulle te dink as aksies, of doen woorde. Hulle wys uit wat iemand of iets doen.

Al die aksie woorde in hierdie sinne, wys wat iemand of iets nou doen. Ons noem dit teenwoordige tyd.

## Omkring die aksie woorde.

1. Ons kyk sokker op die televisie.
2. Ek speel met my nuwe speletjie.
3. Die foon lui in die kombuis.

**Ons gebruik ook werkwoorde in die teenwoordige tyd vir dinge wat altyd baie kere gebeur of altyd gebeur.**

## Omkring die werkwoord.

1. Oupa spit in die tuin elke dag.
2. Ouma werk in die winkel.
3. Die eende swem in die swembad.
4. Elke week koop Sam 'n tydskrif vir die winkel.

**Maak goeie sinne deur hierdie werkwoorde in die teenwoordig tyd te gebruik.**

help

loop

blaf

ry

swem

---



---



---



---



---





# Optelling en Aftrekking

5

$$\begin{array}{r} 383 \\ - 270 \\ \hline \\ \hline \end{array}$$

$$\begin{array}{r} 248 \\ + 191 \\ \hline \\ \hline \end{array}$$

$$\begin{array}{r} 296 \\ - 73 \\ \hline \\ \hline \end{array}$$

$$\begin{array}{r} 349 \\ + 134 \\ \hline \\ \hline \end{array}$$

$$\begin{array}{r} 486 \\ - 254 \\ \hline \\ \hline \end{array}$$

$$\begin{array}{r} 316 \\ + 248 \\ \hline \\ \hline \end{array}$$

$$\begin{array}{r} 281 \\ - 173 \\ \hline \\ \hline \end{array}$$

$$\begin{array}{r} 292 \\ + 148 \\ \hline \\ \hline \end{array}$$

$$\begin{array}{r} 448 \\ - 419 \\ \hline \\ \hline \end{array}$$

$$\begin{array}{r} 415 \\ + 117 \\ \hline \\ \hline \end{array}$$

$$\begin{array}{r} 346 \\ - 219 \\ \hline \\ \hline \end{array}$$

$$\begin{array}{r} 254 \\ + 209 \\ \hline \\ \hline \end{array}$$

Week 22

Graad 3



# Success begins with education

Parents will be able to visit the website and watch daily videos or they can subscribe to our Zoshy Telegram channel to receive daily videos. One can also download the PDF version of the book on the website. Also watch our daily show on Active Kids to watch your favourite lessons.



<https://t.me/zoshyonline>



**For extra perks!**

**How does it work?**

## Register at zoshy

You can save your favourite lessons and find them easier

## Easy peasy steps to follow

- Step 1: Find us at [www.zoshy.online](http://www.zoshy.online) or scan the QR code
- Step 2: Find your grade and select the year
- Step 3: Choose your language
- Step 4: Choose the week you want to learn out of
- Step 5: Choose lessons from what lessons there are
- Step 6: Download booklet if you do not have it
- Step 7: Watch and follow the teacher as she explains what to do in the book
- Step 8: Follow us on Facebook (Zoshy & Active Kids ) to never miss a video
- Step 9: Subscribe to our Zoshy Telegram channel if you want to receive daily updates



[www.zoshy.online](http://www.zoshy.online)

In collaboration with the Ministry of Education, Arts and Culture

**PRINT**

**1** Turn the booklet to landscape.

**2** Take a ruler & tear the booklet at the top long fold.

**3** Fold the booklet in half.

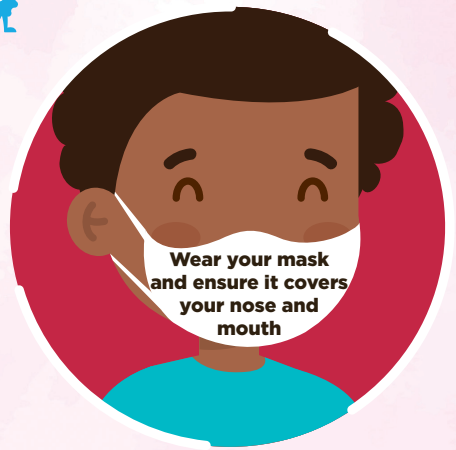
**4** The learning journey can start.

**STEPS**  
HOW TO TEAR & USE  
THE BOOKLET



# How to be a HERO

Protect others,  
protect yourself



ALL HEROS  
WEAR MASKS

