

# Ondodo 2: Oshivike 17 & 18



Oshikwanyama

## Okufu



Ministry of Education,  
Arts and Culture

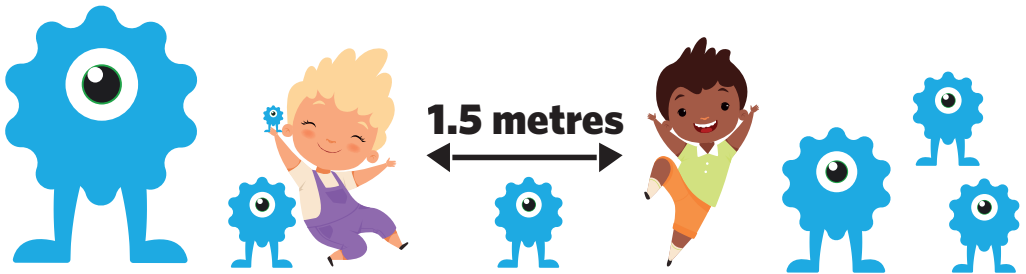


NAMIBIAN  
COMMUNITY TRUST



for every child





- |          |          |          |          |          |
|----------|----------|----------|----------|----------|
| <b>1</b> | <b>2</b> | <b>3</b> | <b>4</b> | <b>5</b> |
|----------|----------|----------|----------|----------|

These numbers indicate which day you can complete each worksheet! But if you want to, you can work ahead and do the rest as well.

**This publication is a collaboration between the Ministry of Education, Arts and Culture and Namibia Media Holdings. This publication is sponsored by the Ministry.**

**Copyright © Ministry of Education, Arts and Culture.** All parts of this publication cannot be reproduced, stored in a retrieval system or transmitted in any form or by any means, electronic, mechanical, photocopying, recording or otherwise without prior permission of the Ministry of Education, Arts and Culture or the Publisher.

**Production by: Namibia Media Holdings**  **NAMIBIA MEDIA HOLDINGS**

**Printing: Newsprint Namibia**  **newsprint**



**The Ministry of Education, Arts and Culture**  
[www.moe.gov.na](http://www.moe.gov.na)



# Ouyambaitya oitya yakwalukeshe

Lesha ndee to shangulula oitya momifinda.

Onghalo yomhepo - \_\_\_\_\_  
\_\_\_\_\_

Elunduluko - \_\_\_\_\_  
\_\_\_\_\_

Kukuta - \_\_\_\_\_  
\_\_\_\_\_

Talala - \_\_\_\_\_  
\_\_\_\_\_

Nawa - \_\_\_\_\_  
\_\_\_\_\_

Eimbi- \_\_\_\_\_  
\_\_\_\_\_

Koshi - \_\_\_\_\_  
\_\_\_\_\_

Omuti - \_\_\_\_\_  
\_\_\_\_\_

Ouwike - \_\_\_\_\_  
\_\_\_\_\_



# Reading

Read the story below and answer the questions.

Winter



Ondodo 2

## The lonely tree

Did you see the poor lonely tree, standing all alone in winter? No leaves to keep it warm when the cold wind blows. The poor lonely tree only has its bare branches, it is cold and quiet.

Did you see the poor lonely tree, standing all alone in winter? No birds to whistle or sing, no one to keep it company. The poor lonely tree is all alone.

Did you know the poor lonely tree will not be lonely for long? The lonely tree is only resting. In the winter cold the tree is sleeping. The tree is waiting for spring.... then it will not be lonely any more.

Oshivike 17

1. The story is about the \_\_\_\_\_.
2. Which season is this? \_\_\_\_\_
3. What keeps the tree warm? \_\_\_\_\_
4. In which season will the tree be awake? \_\_\_\_\_
5. Which is your favourite season? \_\_\_\_\_





# Eshivometa

Leembinganhatu (3D)


Mbapeka omalupe eembinganhatu aeshe she likolelela koluvala la yandjwa pedu lolupe.



Omhako  
(omeva eedinete)



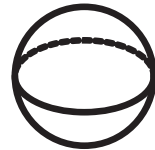
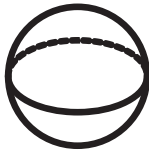
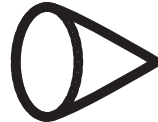
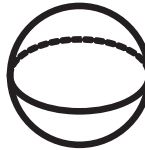
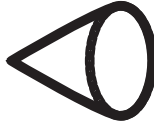

Etanga  
(limbulau)



Okubu  
(lingeline)



Oluunga  
(lilalandje)



Ingapi?

• Eemhako: \_\_\_\_\_

• Eekubu: \_\_\_\_\_

• Omatanga: \_\_\_\_\_

• Omalungu: \_\_\_\_\_

Ondodo 2  
Oshivike 17



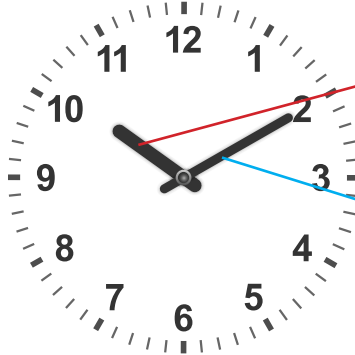


# Efimbo

Oitopolwa yovili

Oshiti shom-  
inute oshile.

Oshiti shovili  
oshixupi




Oshiti shovili


oshiti shomminute

Ovili ongapi?


Didilika: Oshiti shomminute oshile na oshiti shovili oshixupi.




Ombali



etata lonhatu



Omuwoi



etata lomulongo



# Efimbo

1. Lesha efimbo li li pedu lovili ndee to li shange po



Etata lomulongo



onhano




Ondodo 2



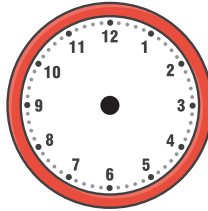
Oshivike 17

2. Faneka oiti yovili ndee to ulike efimbo


Dididlika: Oshiti shominute oshile noshiti shovili oshixupi.




Omulongo noimwe



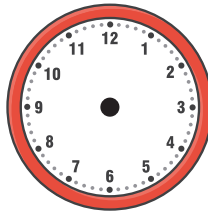
etata lonhano




etata lohamano



Etata loimwe



omulongo nambali




etata lonhatu



# Phonics

Fill in the missing ending sound.



sa

pu


cu



co

ma

pe



pa

ho

ha

Ondodo 2

Oshivike 17



# Prepositions

Choose a word below to complete the sentences:

1. The cat is \_\_\_\_\_ the box.



2. The cat is \_\_\_\_\_ the boxes.



3. The cat is \_\_\_\_\_ the box.



4. The cat is \_\_\_\_\_ the box.



5. The cat is \_\_\_\_\_ the box.



6. The cat is \_\_\_\_\_ the box.



between

behind

on

under

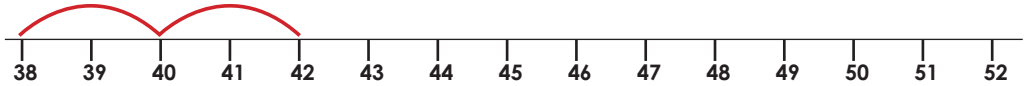
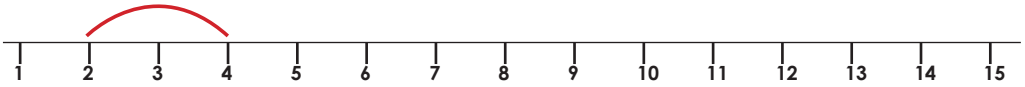
in front of

in

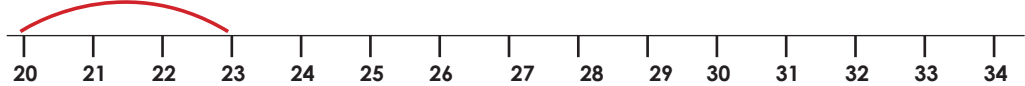
# Okuvalula to nhuka po

Faneka omanhuka u valule to nhuka:

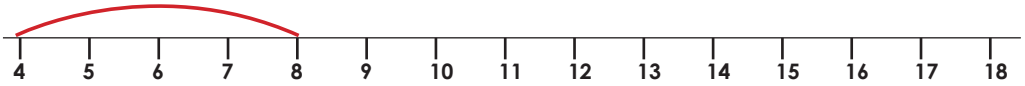
## Moombali



## Moonhatu



## Moonhee



# Beginning sounds

1. Write the beginning sound for each word.



	o	g
--	---	---



	a	r
--	---	---



	a	t
--	---	---



	u	n
--	---	---



	a	t
--	---	---



	e	y
--	---	---



	o	x
--	---	---



	a	p
--	---	---



	a	g
--	---	---



	a	t
--	---	---



	a	g
--	---	---



	a	t
--	---	---

2. Write your own words that begins with:

• t = \_\_\_\_\_

• w = \_\_\_\_\_

• v = \_\_\_\_\_

• h = \_\_\_\_\_

\_\_\_\_\_

\_\_\_\_\_

\_\_\_\_\_


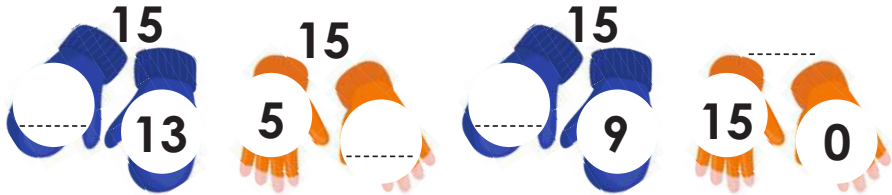
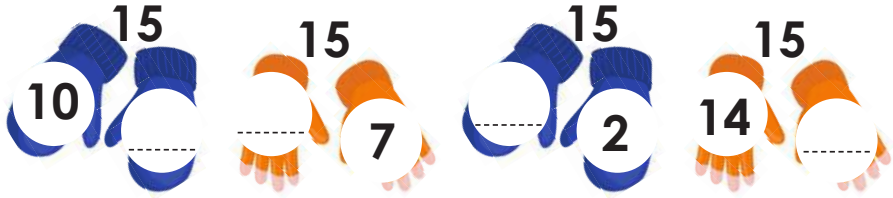
\_\_\_\_\_





# Omakwatafano onhomola 15

Weda ko i ninge 15



Ondodo 2







Oshivike 17



# Okuvalula wayuka konima

1	2	3	4	5	6	7	8	9	10
11	12	13	14	15	16	17	18	19	20
21	22	23	24	25	26	27	28	29	30
31	32	33	34	35	36	37	38	39	40
41	42	43	44	45	46	47	48	49	50
51	52	53	54	55	56	57	58	59	60
61	62	63	64	65	66	67	68	69	70
71	72	73	74	75	76	77	78	79	80
81	82	83	84	85	86	87	88	89	90
91	92	93	94	95	96	97	98	99	100

Longifa ekalata lokuvalula li li pombada. Valula wa yuka konima ndee to shange eenhoenhamola po.

- 65  59
- 26  20
- 45  39
- 89  83
- 73  67
- 100  94

# Winter clothes

Unscramble the words and find them in the word search puzzle.

a	r	m	e	j	p	t	b	b	a	e	s
s	w	e	a	t	e	r	n	o	d	m	i
s	k	h	r	n	f	o	g	o	t	i	e
l	s	k	n	b	r	u	o	t	o	t	e
g	m	a	u	k	h	s	l	s	e	t	a
l	u	e	f	u	d	e	k	g	k	e	t
o	h	e	f	i	a	r	k	p	l	n	u
v	i	k	s	i	o	s	o	c	k	s	k
e	a	r	e	b	o	f	a	n	e	i	n
s	c	a	r	f	j	o	c	o	a	t	u

ctoaa



□□□□



nit  
tsem

□□□□□□

wta  
eesr



□□□□□□

co  
ssk



□□□□□



ca  
sfr

□□□□□



tah

□□□



ogv  
sel

□□□□□□



ost  
ob

□□□□□

ss  
outer

□□□□□□□



usr  
amfef

□□□□□□□



Ondodo 2

Oshivike 17

# Okukitakununa

Kitakununa omuvalu womeendjovo.

- a) Meme okuna oku ningila ovanhu 20 otee. Oku na po ashike oukopi 11

Okwa pumbwa oukopi vangapi?



- b) Tate ok una eedi 17. Ota dipaa po eedi 5. Petrus ota lande eedi 7 kuye.

Tate ota fyaala po needi ngapi?



- c) Ondi na omaskafa 7. Susana oku na omaskafa 10. Bobo ok una omaskafa 2.

Susan na Bob ove na dule nge nomaskafa angapi?



- d) Eendjafa di li hetatu odi na omaoko angapi?



- e) Ohandi djala oludi loitolomufe loitolomufe efiku keshe. Momafiku e li 5 ohandi ka djala omalui angapi oitolomufe.



Ondodo 2

Oshivike 17



# Caring for friends

## Sight words

please  
well  
went  
yes  
they

## Vocabulary

friend  
friendship  
care  
love

Trace the words correctly on the lines

love = love

care = care

friendship = friendship

Search the sight words in the puzzle

p	l	e	a	s	e	g	p	m
e	e	r	a	o	e	h	g	u
s	f	f	g	o	f	b	l	t
i	r	h	y	g	i	e	n	s
c	g	p	r	e	t	t	y	h
w	m	w	a	s	h	h	o	t
e	u	e	g	o	a	l	e	l
n	s	l	y	e	s	e	r	y
t	t	l	x	p	m	g	h	e
n	n	a	e	l	c	s	m	h



# Caring for friends

## Reading



### Reading with Sam

I sit in the reading corner and read my book. Sam comes and sits next to me. Sam is also in my class. Sam asks me if he can read with me. I share the book with Sam. Together we read the book. We read the words and look at the pictures. We help each other to read the words. We enjoy the story in the book and have fun together. It is fun to read with someone. I made a new friend today. I made a friend, because I shared my book and helped him to read.

1. What is the friend's name?

---

2. What do they do together?

---

3. Count how many times you read these words in the story:

the = \_\_\_\_\_

read = \_\_\_\_\_

friend = \_\_\_\_\_

# Eindjipaleko


Oshimhungu sha2


2, \_\_, \_\_, \_\_, \_\_, \_\_, \_\_, \_\_, \_\_, 20

$2+2+2=$   or   $3 \times 2=$

$2+2+2+2=$   or   $4 \times 2=$

$2+2+2+2+2=$   or   $5 \times 2=$

$2+2+2+2+2+2=$    
or   $6 \times 2=$

$2+2+2+2+2+2+2=$    
or   $7 \times 2=$

Ondodo 2

Oshivike 18

# Phonics

Trace:

\_\_\_\_\_

\_\_\_\_\_






\_\_\_\_\_

\_\_\_\_\_

\_\_\_\_\_

\_\_\_\_\_

Colour the pictures that begin with the "f" sound.



Write down the words that starts with the f-sound

\_\_\_\_\_

\_\_\_\_\_

\_\_\_\_\_

\_\_\_\_\_

Ondodo 2

Oshivike 18



# Oimaliwa

Oto dulu okulonga noimaliwa



15c



10c



20c



5c



20c



55c

**Oshiholelwa:** Tom ota lande ebalona 1, ouleke 2 nopena yekala 1  
Aishe kumwe otai kosho ingapi?

Ebalona 1 = 15c

Ouleke 2 = 10c

Opena yekala 1 = 20c

Aishe kumwe :  $15c + 10c + 20c = 45c$

1. Maria ota lande ouleke vokouti 2, oashikilima 1 netanga 1.

Okwa longifa oimaliwa ingapi? \_\_\_\_\_

2. Peter ota longifa po oimaliwa yaye aishe medalo laye. Ota lande ouleke vokouti 3, Ouleke 5, Oashikilima nokaleke vali kamwe kokokati.

Okwa longifa oimaliwa ingapi? \_\_\_\_\_

3. John okwa landa oshinima 1 keshe shomoinima. Otashi mu pula oimaliwa ingapi? \_\_\_\_\_

4. Hoolola oinima 3 oyo wa hala oku landa, I tula momusholondodo ndee to valula kutya otai kosha ingapi kumwe:

-----

Total cost = \_\_\_\_\_



# Tula kumwe eenhomola domilongo

Mana omivalu di li pedu

Oshiholelwa:  $27 + 30 = 57$

a)  $42 + 20 =$

f)  $30 + 56 =$

b)  $25 + 70 =$

g)  $80 + 19 =$

c)  $65 + 30 =$

h)  $50 + 48 =$

d)  $77 + 10 =$

i)  $20 + 23 =$

e)  $24 + 40 =$

j)  $40 + 38 =$

Ondodo 2

Oshivike 18



## Articles

The article "a" is used before a word which begins with a consonant.

The article "an" is used before a word which begins with a vowel.

The article "the" is used before the name of a person, place or thing.

### Fill in the blanks with an appropriate article:

- |                |                       |
|----------------|-----------------------|
| 1. _____ book  | 6. _____ car          |
| 2. _____ apple | 7. _____ table        |
| 3. _____ bible | 8. _____ brown dog    |
| 4. _____ owl   | 9. _____ cockroach    |
| 5. _____ sun   | 10. _____ green house |

### Fill in the blanks with a, an or the:

- I bought \_\_\_\_\_ new dress.
- Paul helped \_\_\_\_\_ old man in crossing \_\_\_\_\_ road.
- There is \_\_\_\_\_ orange on the table.
- I saw \_\_\_\_\_ dolphin show yesterday.
- \_\_\_\_\_ planets revolve round \_\_\_\_\_ sun.
- Today \_\_\_\_\_ farmer will buy \_\_\_\_\_ ox and \_\_\_\_\_ cow.
- Allen is \_\_\_\_\_ doctor.
- He is \_\_\_\_\_ best in this subject.
- Don't let your children play in \_\_\_\_\_ rain.
- John is \_\_\_\_\_ smart boy.



# Grammar: Contractions

Write the correct contraction to finish the sentence.

we'll

don't

can't

I'm

she's

he's

- I want to play with Kay but \_\_\_\_\_ busy.  
(she is)
- Have you seen Kane? I do not know where \_\_\_\_\_ gone.  
(he has)
- \_\_\_\_\_ going on a trip! I \_\_\_\_\_ wait to get on the plane.  
(I am) (cannot)
- When we finish our homework, \_\_\_\_\_ go to the park.  
(we will)
- I \_\_\_\_\_ like chocolate, I prefer vanilla.  
(do not)

Ondodo 2







Oshivike 18



# Okwoongela ouyelele

Aa omapapa a findanwa kokaume kange ve li 7.

Oshipatululo: Keshe epapa ola kalela  po omapapa 2

Omadina	Omapapa a findanwa kokaume kange
Tom	
Sam	
Ted	
Pam	
Ann	
Dan	






- Olye a findana omapapa mahapu? \_\_\_\_\_
- Olye a findana omapapa mashona shona? \_\_\_\_\_
- Pokati kaTed na Pam olyelye a findana omapapa mashona? \_\_\_\_\_
- Ookaume ve lipipo vavali va findana omuvalu womapapa ufike pamwe?
- Sam naTed ova findana omapapa angapi? \_\_\_\_\_
- Anna okwa findana omapapa angapi mahapu edule aDan? \_\_\_\_\_
- Olyelye e li pombada mokufindana omapapa mahapu edule \_\_\_\_\_








# Phonics = "e" sound

Replace sounds to make new words

Ondodo 2  
Oshivike 18

	change to	write the new word
leg		beg
vet		
men		
peg		
led		

	change to	write the new word
set		
met		
fed		
bet		
den		

Choose any two words and write your own sentences:

---



---



---



---



---

Okuyelekanifa eenhomola:

Yeleanifa eenhomola to longifa  
omadidiliko aa:

> ; < lle =

$68 \bigcirc 43$

$71 \bigcirc 17$

$23 \bigcirc 60$

$55 \bigcirc 55$

$40 \bigcirc 52$

$21 \bigcirc 21$

$81 \bigcirc 71$

$94 \bigcirc 45$

$13 \bigcirc 73$

$23 \bigcirc 22$

$77 \bigcirc 77$

$6 \bigcirc 16$



# Okulandulafanifa nokuyelakanifa

Didilika nawa manga ino shanga eenyamukulo loye.

Onhomola I lipipo idulike na 1:

9  12  15  20

Onhomola I lipipo idule na 12

10  13  20  18

Oilipipo I dule na 1

10  12  16  19

Oilipipo I dule na 2

5  9  12  16

Oilipipo I dule no 10

5  7  9  10

Oilipipo I dulike no 10

20  24  50  31

Ondodo 2

Oshivike 18





# Okushanga noukeka



**Edina**

**hole/okuhole**

**enda/okweenda**

**dana/danauka**

**kaume/ookaume**

**efiloshisho/okuloshisho**

Longifa oitya i li pombada to shange omatumbulo 6 kombinga yokaume koye.

---



---



---



---



---



---



---



---



---



---



# Ekufemo

Longifa omufindamuvalu okuvalula omanyamukulo oye.

0	1	2	3	4	5	6	7	8	9	10	11	12	13	14	15	16	17	18	19	20
---	---	---	---	---	---	---	---	---	---	----	----	----	----	----	----	----	----	----	----	----

1.  $13 - 2 =$

7.  $19 - 2 =$

2.  $15 - 4 =$

8.  $20 - 3 =$

3.  $12 - 10 =$

9.  $15 - 4 =$

4.  $14 - 3 =$

10.  $12 - 9 =$

5.  $15 - 5 =$

11.  $10 - 7 =$

6.  $16 - 7 =$

12.  $16 - 4 =$

Ondodo 2  
Oshivike 18



# Success begins with education

Parents will be able to visit the website and watch daily videos or they can subscribe to our Zoshy Telegram channel to receive daily videos. One can also download the PDF version of the book on the website. Also watch our daily show on Active Kids to watch your favourite lessons.



<https://t.me/zoshyonline>



**For extra perks!**

**How does it work?**



## Easy peasy steps to follow

## Register at zoshy

You can save your favourite lessons and find them easier



- Step 1: Find us at [www.zoshy.online](http://www.zoshy.online) or scan the QR code
- Step 2: Find your grade and select the year
- Step 3: Choose your language
- Step 4: Choose the week you want to learn out of
- Step 5: Choose lessons from what lessons there are
- Step 6: Download booklet if you do not have it
- Step 7: Watch and follow the teacher as she explains what to do in the book
- Step 8: Follow us on Facebook (Zoshy & Active Kids ) to never miss a video
- Step 9: Subscribe to our Zoshy Telegram channel if you want to receive daily updates



[www.zoshy.online](http://www.zoshy.online)

In collaboration with the Ministry of Education, Arts and Culture

**PRINT**

- 1** Turn the booklet to landscape.
- 2** Take a ruler & tear the booklet at the top long fold.
- 3** Fold the booklet in half.
- 4** The learning journey can start.

**STEPS**  
HOW TO TEAR & USE  
THE BOOKLET



# Nghee una okukala EPENDAFULE

Amena vakweni,  
ove to li amene mwene



Omapendafule aeshe oha djala okalapi

**ko komulungu katuvika okanya neyulu**

