

# Grade 1: Week 15 & 16 / Ngcara 1: Thivike 15 no 16



## Body Parts / Yipo yopayirama



Ministry of Education,  
Arts and Culture



NAMIBIAN  
COMMUNITY TRUST

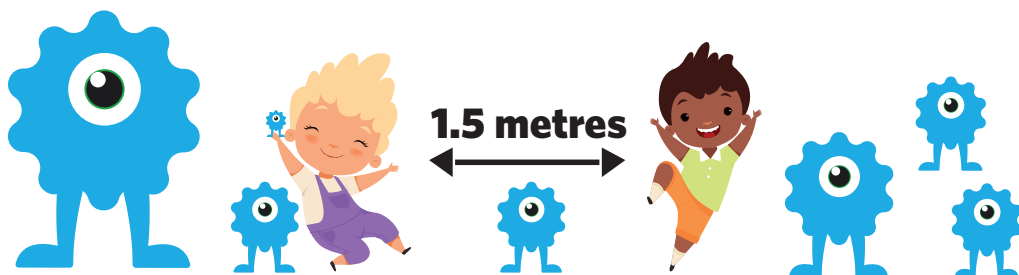


Capricorn Foundation

unicef

for every child





These numbers indicate which day you can complete each worksheet! But if you want to, you can work ahead and do the rest as well.

**This publication is a collaboration between the Ministry of Education, Arts and Culture and Namibia Media Holdings. This publication is sponsored by the Ministry.**

**Copyright © Ministry of Education, Arts and Culture.** All parts of this publication cannot be reproduced, stored in a retrieval system or transmitted in any form or by any means, electronic, mechanical, photocopying, recording or otherwise without prior permission of the Ministry of Education, Arts and Culture or the Publisher.

Production by: Namibia Media Holdings **NMH** NAMIBIA MEDIA HOLDINGS

Printing: Newsprint Namibia **newsprint** NAMIBIA



## Vocabulary / Ruñandweya

Read the vocabulary words. / Toye mañando ghoruñandweya.



head /  
mutwi



eyes / meho



nose / diyuru



ears / matwi



mouth / kanwa

Fill in the missing letters:

h\_\_a\_\_

\_\_ar\_\_

n\_\_s\_\_

e\_\_e\_\_

\_\_o\_\_th

Yarithe yighuka eyi yina primo

M\_\_t\_\_i

\_\_at\_\_

D\_\_y\_\_r

M\_\_h\_\_

\_\_an\_\_

Search the vocabulary words.

h	e	e	d	m	n
n	a	y	f	t	o
s	r	e	k	u	s
a	s	s	l	o	e
e	m	o	u	t	h

Mañando gho shane ruñandweya.

k	u	g	d	o	m
o	e	o	b	r	o
p	t	e	r	e	n
n	e	u	s	f	d



## Sight words/Maňando monathana


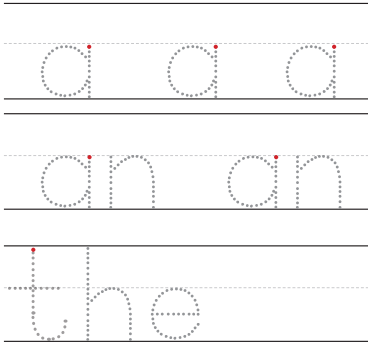
Read:

a

the

Trace it:

Write it:



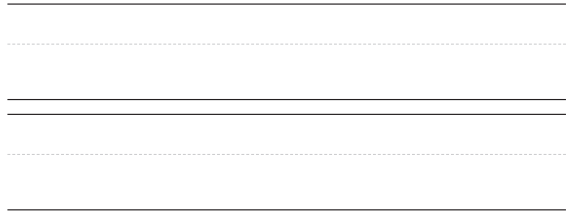
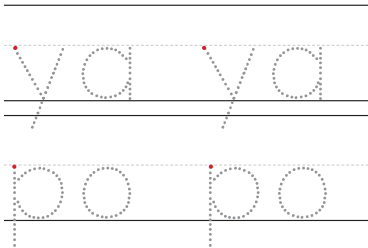
Toye:

Ya

thi

Temunune:

Tjange:



Search the vocabulary words.

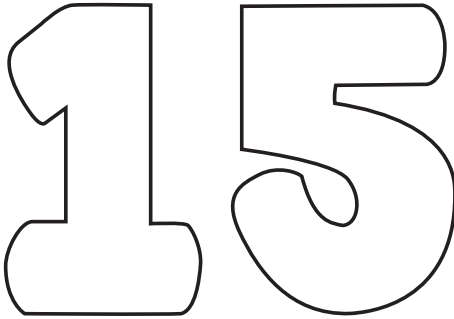
m	a	a	t
y	n	z	h
a	a	n	e
l	t	h	e

Shane maňando ghoruňandweya

m	p	o	t
y	n	k	h
a	a	d	i
l	t	x	a

# Number 15/ Nomora 15

Colour in/ Kunye 15



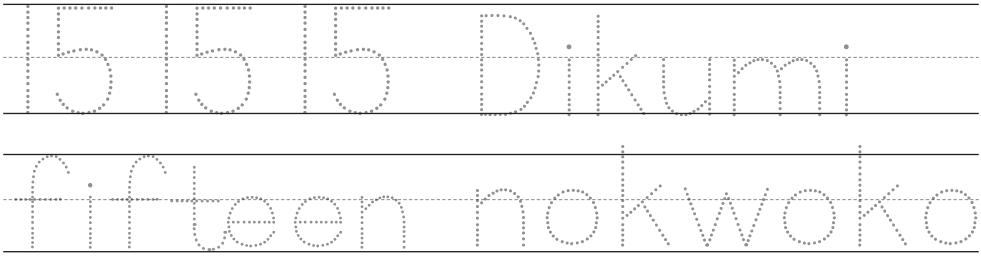
Make 15 dots on the dice/  
Tende yodjoto 15



Circle the word fifteen/  
dhingumutwedhe ñando dikumi  
fourteen/ noyihatu fifteen/  
dikumi noyine dikumi no kwoko  
dikumi nokwoko nothofotji  
fifteen/dikumi sixteen/ kwoko

Trace/ Temunune


Write/ Tjange



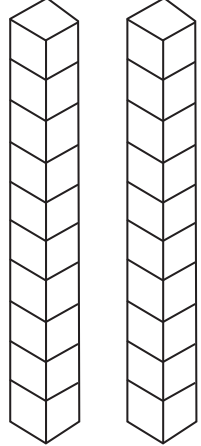
Thivike 15

Ngcarra 1

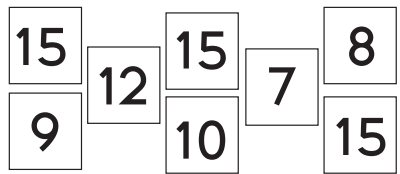
Colour in 15 smiley faces/ Kunye marupara agha ghana kuheka




Colour in 15 blocks/ Kunye yimbangu 15



Colour in the number 15/ Kunye mwishi dho nomorfa dho 15

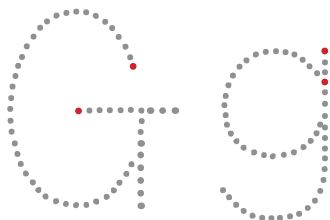


Before and after/  
Munyima no kughutho



## The 'G' 'g' sound

Trace



Draw a line from the circle to the images that begin with the letter 'g':



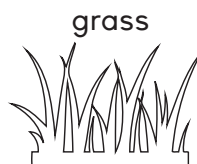
hat



giraffe



girl



grass

Circle the g's in the sentence:



The girl got a golden gift.

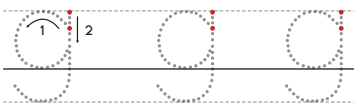
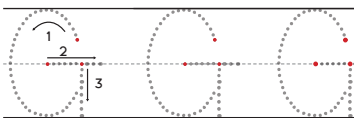


Thivike 15



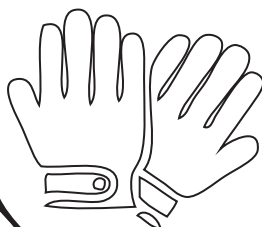
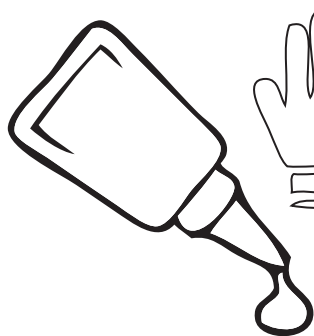
Ngcara 1

Trace

Write



Colour the picture that start with the letter 'g'



# Number bonds / Nomora nohashere

$\begin{array}{c} \boxed{7} \\ \diagdown \quad \diagup \\ \boxed{5} \quad \boxed{\phantom{0}} \end{array}$	$\begin{array}{c} \boxed{6} \\ \diagdown \quad \diagup \\ \boxed{\phantom{0}} \quad \boxed{3} \end{array}$	$\begin{array}{c} \boxed{4} \\ \diagdown \quad \diagup \\ \boxed{2} \quad \boxed{\phantom{0}} \end{array}$	$\begin{array}{c} \boxed{9} \\ \diagdown \quad \diagup \\ \boxed{2} \quad \boxed{\phantom{0}} \end{array}$	$\begin{array}{c} \boxed{5} \\ \diagdown \quad \diagup \\ \boxed{4} \quad \boxed{\phantom{0}} \end{array}$
$\begin{array}{c} \boxed{10} \\ \diagdown \quad \diagup \\ \boxed{\phantom{0}} \quad \boxed{7} \end{array}$	$\begin{array}{c} \boxed{8} \\ \diagdown \quad \diagup \\ \boxed{1} \quad \boxed{\phantom{0}} \end{array}$	$\begin{array}{c} \boxed{2} \\ \diagdown \quad \diagup \\ \boxed{0} \quad \boxed{\phantom{0}} \end{array}$	$\begin{array}{c} \boxed{3} \\ \diagdown \quad \diagup \\ \boxed{1} \quad \boxed{\phantom{0}} \end{array}$	$\begin{array}{c} \boxed{8} \\ \diagdown \quad \diagup \\ \boxed{8} \quad \boxed{\phantom{0}} \end{array}$
$\begin{array}{c} \boxed{10} \\ \diagdown \quad \diagup \\ \boxed{\phantom{0}} \quad \boxed{5} \end{array}$	$\begin{array}{c} \boxed{4} \\ \diagdown \quad \diagup \\ \boxed{2} \quad \boxed{\phantom{0}} \end{array}$	$\begin{array}{c} \boxed{5} \\ \diagdown \quad \diagup \\ \boxed{\phantom{0}} \quad \boxed{3} \end{array}$	$\begin{array}{c} \boxed{7} \\ \diagdown \quad \diagup \\ \boxed{4} \quad \boxed{\phantom{0}} \end{array}$	$\begin{array}{c} \boxed{1} \\ \diagdown \quad \diagup \\ \boxed{1} \quad \boxed{\phantom{0}} \end{array}$
$\begin{array}{c} \boxed{10} \\ \diagdown \quad \diagup \\ \boxed{\phantom{0}} \quad \boxed{0} \end{array}$	$\begin{array}{c} \boxed{8} \\ \diagdown \quad \diagup \\ \boxed{\phantom{0}} \quad \boxed{7} \end{array}$	$\begin{array}{c} \boxed{8} \\ \diagdown \quad \diagup \\ \boxed{4} \quad \boxed{\phantom{0}} \end{array}$	$\begin{array}{c} \boxed{10} \\ \diagdown \quad \diagup \\ \boxed{\phantom{0}} \quad \boxed{2} \end{array}$	$\begin{array}{c} \boxed{6} \\ \diagdown \quad \diagup \\ \boxed{5} \quad \boxed{\phantom{0}} \end{array}$
$\begin{array}{c} \boxed{5} \\ \diagdown \quad \diagup \\ \boxed{2} \quad \boxed{\phantom{0}} \end{array}$	$\begin{array}{c} \boxed{4} \\ \diagdown \quad \diagup \\ \boxed{\phantom{0}} \quad \boxed{0} \end{array}$	$\begin{array}{c} \boxed{6} \\ \diagdown \quad \diagup \\ \boxed{5} \quad \boxed{\phantom{0}} \end{array}$	$\begin{array}{c} \boxed{7} \\ \diagdown \quad \diagup \\ \boxed{5} \quad \boxed{\phantom{0}} \end{array}$	$\begin{array}{c} \boxed{5} \\ \diagdown \quad \diagup \\ \boxed{\phantom{0}} \quad \boxed{1} \end{array}$

Thivike 15


Ngcara 1



Connect the dots: 1-25 / Nunge tudjoto 1-25

Thivike 15

Ngcara 1





# Reading comprehension/ Kutoya no kutjwathana

Read the story and answer the questions.

My name is Pam.  
I have two big blue eyes.  
I have two ears.  
I have one nose and one mouth.

1. What is her name?

---

2. How many ears does she have?

---

3. What colour is your eyes?

---

Toye thithimwetwedha no huthe mepwero:

Dina dyange yame Mutenya.  
Nakara no meho ghomakuru ghothina diwuru.  
Nakara no matwi mawadi  
Nakara no diyuru dyofotji no kanwa kofotji.

1. Toye dina dyendi?


---

2. Mangatji matwi gahkara nagho?

---

3. Toye rudhi ro meho ghendi?

---













Thivike 15

Ngcara 1



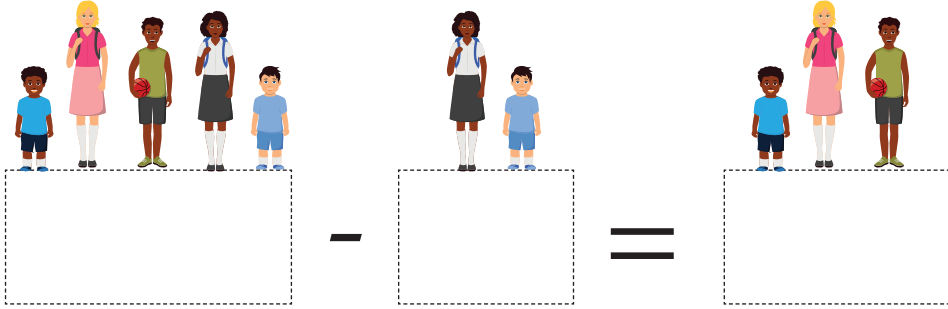
## Body Parts/ Yipo yopayirama

Look at the picture and circle the correct word. /Kenge pathiperende no dhingumutwedhe nando dhoghuhunga


 <p>head / Mutwi head / matwe</p>	 <p>ear / Ditwi eye / Diho</p>
 <p>ear/ Ditwi eye/ diho</p>	 <p>noz / Kunuka nose / diyuru</p>
 <p>mouth / Kanwa mouf / kunwa</p>	 <p>alm/ Nyara arm/ dyoko</p>
 <p>leg / Dighuru lig/ deghura</p>	 <p>Nyara/hand munwe/hanb</p>
 <p>her/ Kaki hair / huki</p>	 <p>Nyara/hand foot / dipadhi</p>

## Problem Solving / Kukoshonona Maghukukutu

1. 5 learners were playing on the playground. 2 of them go back to the classroom. How many learners are on the playground now? / Hanuke 5 hapepaghurire pa dyango dyo kupepera. Hanuke 2 hahukire mu ngonda dho kukuhongera. Hangatji hanuke hathiyarire pa dyango dyo kupepera?



2. There are 8 cows on a farm. The farmer sells 4 of them. How many cows are left on the farm? / Pa Muraka padi ngombe dho dhi kadhi 8. Yithinda gho Muraka ghana ghurithapo 4. Dhingatji ngombe dho dhi kadhi dhina muthiyerera?



3. Riya bought a stationary set for N\$2. She paid with N\$5 coins. How much change would she receive? / Matumbo ghana ghuru yinu yoku rughanitha mu ngonda dhokukuhongera, yina mwipura N\$ 2. Aye ghana ruwera no N\$ 5. Ghungatji ghuna muthiyarera?



## Capital letters & Full stops / Yikuru tjanga no tuthara

Rewrite each sentence correctly. Begin each sentence with a capital letter and end with a full stop.

1. i see five penguins

---

2. they are black and white

---

3. fish is their favourite food

---

4. they are on the ice

---

5. sliding is fun

---

Tjangurure kehe thighamba mughuhunga. Tameke kehe thighamba no thikuru tjanga no wedherere thitoya dimukitha thoghuhunga

1. na mono tukure-kure tukwoko

---

2. ato ne twiru no tukihu

---

3. thi ne yidya yi nahaka thikuma

---

4. pamakerekeshe tudi




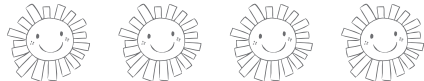
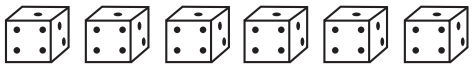





---

5. kutjwema ne kuwa

---

I know my numbers. / Ame ne kukona nirondeke manomora.

Colour the number, its name and the correct number of objects with the same colour. / Kunye manomora, dina dyo nomora, nonomora dhoghuhunga tho thinu no rudhi rofotji.

7	six/ noyiwadi	
3	nine/ noyine	
10	two/ Yiwadi	
1	four/ Yine	
4	one/ Thofotji	
8	seven/ Kwoko noyiwadi	
5	ten/ Dikumi	
9	five/ Kwoko	
2	eight/ Kwoko noyihatu	
6	three/ Yihatu	






Thivike 15

Ngcarra 1




# Questions: Yes or No / Mepwero: Kemo endi mbadi kemo

Circle Yes or No: / Dhingumutwedhe kemo endi mbadi kemo:

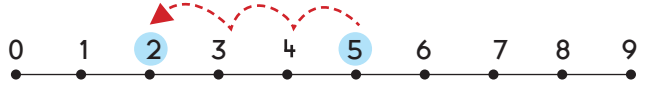
<p>Yes Kemo</p>	<p>Is this a hand? / Edhi ne nyara?</p> 	<p>No Mbadi kemo</p>
<p>Yes Kemo</p>	<p>Is this a nose? / Edi ne diyuru?</p> 	<p>No Mbadi kemo</p>
<p>Yes Kemo</p>	<p>Are these eyes? / Agha ne meho?</p> 	<p>No Mbadi kemo</p>
<p>Yes Kemo</p>	<p>is this a heel? / Edi ne dithithina?</p> 	<p>No Mbadi kemo</p>
<p>Yes Kemo</p>	<p>Is this skin? / Edhi ne huki?</p> 	<p>No Mbadi kemo</p>






# Computation: Subtraction / Mugarero: Kutundithamo


$5 - 3 = \square$



$6 - 2 = \square$



$4 - 2 = \square$



$9 - 7 = \square$



$7 - 1 = \square$



$7 - 5 = \square$



$8 - 2 = \square$







$7 - 3 = \square$



## Data Handling/ Kurughanitha mapathwerero

Study the picture graph. Use the information from the graph to answer the questions below./ Kuhonge thiperende tho garafika. Rughanithe mbudhi dho dhidi pa garafika no huthe mepwero gho pamuve.

Tool's in Joyce's Kitchen / Yirughanitha ya Kayana mundhugho dhokuterekerera

Kettles/ Makitiri	
Cups/ Makopi	
Plates/ Mapurayiti	
Pots/ Mapoto	

1. How many of each? / Yingatji mukehe thinu?

<input type="text"/>	Kettles/ Makitiri	<input type="text"/>	Cups/ Makopi
<input type="text"/>	Plates/ Mapurayiti	<input type="text"/>	Pots/ Mapoto

2. Are there more plates or cups? / Mengi mapurayiti endi makopi?

---

3. Which kitchen tool counts to 2? / Yirughana munye yomundhugho dhokuterekerera yokutara muruwadi?

---

4. What is the total number of Joyce's kitchen tools? / Yingatji kuyipakerera yirughanitha yo mundhugho dhokuterekerera?

---




Thivike 16

Vocabulary / Ruñandweya

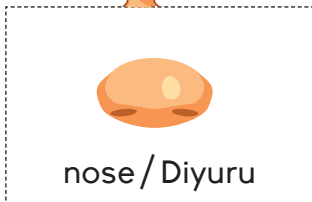
Read the vocabulary words. / Toye mañando ghoruñandweya



head / Mutwi



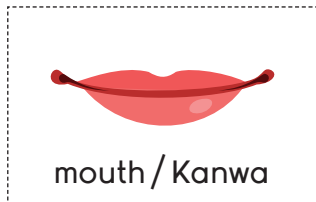
eyes / Meho



nose / Diyuru



ears / Matwi



mouth / Kanwa

Unscramble the letters:

Rondeke mughuhunga yighuka yi:

deah \_\_\_\_\_

lwtum \_\_\_\_\_

seye \_\_\_\_\_

Ohem \_\_\_\_\_

srea \_\_\_\_\_

Twiam \_\_\_\_\_

esno \_\_\_\_\_

Ruyudi \_\_\_\_\_

thuom \_\_\_\_\_

Awnak \_\_\_\_\_

Write sentences with the vocabulary words

eyes \_\_\_\_\_

ears \_\_\_\_\_

nose \_\_\_\_\_

Tjange thighamba noma ñando gho ruñandweya

Meho  
\_\_\_\_\_

Matwi  
\_\_\_\_\_

Diyuru  
\_\_\_\_\_

## Sight words

look

is

for

up

I

now

little

we

the

down

an

blue

in

a



# Number 16/ Nomora 16

Colour in  
Kunye nomora 16



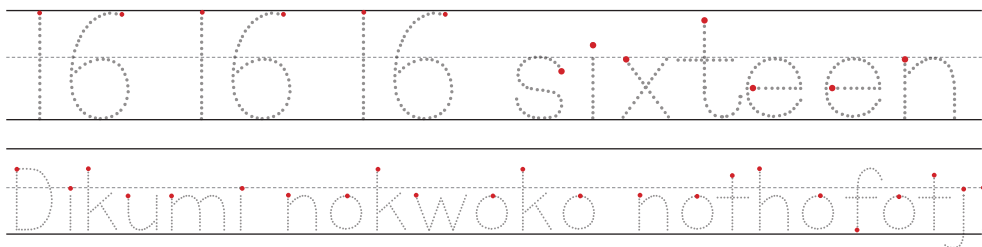
Make 16 dots on the dice  
Tende tudjoto 16 pawera gho  
kuvukuma gho domino



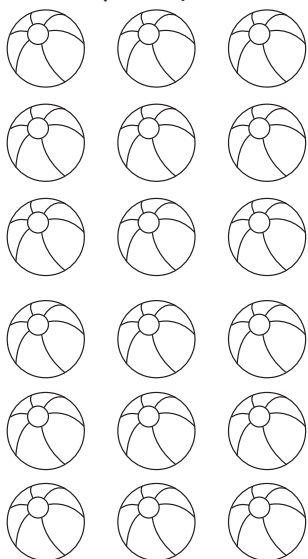
Clircle the word sixteen/ Dhingumutwedhe  
ñando dikumi no dhofotji  
eleven/ Dikumi noyine  
sixteen/ Dikumi nokwoko nothofotji  
fourteen/ Dikumi no thofotji  
sixteen/ Dikumi nokwoko nothofotji

Trace/ Temune

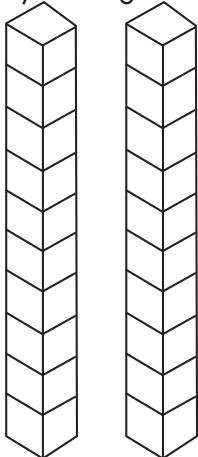
Write/ Tjange




Colour in 16 balls/  
Kunye mapari 16



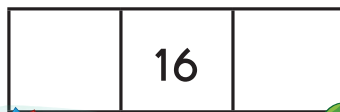
Colour in 16  
blocks/ Kunye  
yimbangu 16



Colour in the number 16/  
Kunye no, mora 16



Before and after/  
Munyima no Kughutho



Thivike 16

Ngcarra 1



The 'H' 'h' sound

Trace

Draw a line from the circle to the images that begin with the letter 'h':


hat

flower

hut

house

Circle the h's in the sentence:



Hannah hen is in the hut.


Thivike 16

Ngcara 1

Trace

Write

Colour the picture that start with the letter 'h'





# Number names / Mena ghomanomora

Trace the name of each number, then write it once. /  
Temunune kehe dina dyo nomora no dhitjange rofotji

Write

Tjange

<b>1</b>	one	Thofotji
<b>2</b>	two	Yiwadi
<b>3</b>	three	Yihatu
<b>4</b>	four	Yine
<b>5</b>	five	Yikwoko
<b>6</b>	six	Kwoko no thofotji
<b>7</b>	seven	Kwoko no yiwadi
<b>8</b>	eight	Kwoko no yihatu
<b>9</b>	nine	Kwoko no yine
<b>10</b>	ten	Dikumi

Thivike 16

Ngcara 1

# Number bonds / Manomora ghokutjinaghura

Complete the number bonds / Manithe manomora ghokutjinaghura


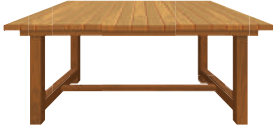








$\begin{array}{c} \boxed{4} \\ \diagdown \quad \diagup \\ \boxed{\phantom{0}} \quad \boxed{4} \end{array}$	$\begin{array}{c} \boxed{5} \\ \diagdown \quad \diagup \\ \boxed{5} \quad \boxed{\phantom{0}} \end{array}$	$\begin{array}{c} \boxed{7} \\ \diagdown \quad \diagup \\ \boxed{\phantom{0}} \quad \boxed{7} \end{array}$	$\begin{array}{c} \boxed{8} \\ \diagdown \quad \diagup \\ \boxed{8} \quad \boxed{\phantom{0}} \end{array}$
$\begin{array}{c} \boxed{9} \\ \diagdown \quad \diagup \\ \boxed{\phantom{0}} \quad \boxed{7} \end{array}$	$\begin{array}{c} \boxed{10} \\ \diagdown \quad \diagup \\ \boxed{3} \quad \boxed{\phantom{0}} \end{array}$	$\begin{array}{c} \boxed{5} \\ \diagdown \quad \diagup \\ \boxed{0} \quad \boxed{\phantom{0}} \end{array}$	$\begin{array}{c} \boxed{6} \\ \diagdown \quad \diagup \\ \boxed{5} \quad \boxed{\phantom{0}} \end{array}$
$\begin{array}{c} \boxed{7} \\ \diagdown \quad \diagup \\ \boxed{\phantom{0}} \quad \boxed{6} \end{array}$	$\begin{array}{c} \boxed{8} \\ \diagdown \quad \diagup \\ \boxed{\phantom{0}} \quad \boxed{4} \end{array}$	$\begin{array}{c} \boxed{9} \\ \diagdown \quad \diagup \\ \boxed{3} \quad \boxed{\phantom{0}} \end{array}$	$\begin{array}{c} \boxed{10} \\ \diagdown \quad \diagup \\ \boxed{\phantom{0}} \quad \boxed{2} \end{array}$
$\begin{array}{c} \boxed{5} \\ \diagdown \quad \diagup \\ \boxed{\phantom{0}} \quad \boxed{4} \end{array}$	$\begin{array}{c} \boxed{6} \\ \diagdown \quad \diagup \\ \boxed{2} \quad \boxed{\phantom{0}} \end{array}$	$\begin{array}{c} \boxed{7} \\ \diagdown \quad \diagup \\ \boxed{\phantom{0}} \quad \boxed{4} \end{array}$	$\begin{array}{c} \boxed{8} \\ \diagdown \quad \diagup \\ \boxed{2} \quad \boxed{\phantom{0}} \end{array}$
$\begin{array}{c} \boxed{9} \\ \diagdown \quad \diagup \\ \boxed{3} \quad \boxed{\phantom{0}} \end{array}$	$\begin{array}{c} \boxed{10} \\ \diagdown \quad \diagup \\ \boxed{\phantom{0}} \quad \boxed{7} \end{array}$	$\begin{array}{c} \boxed{5} \\ \diagdown \quad \diagup \\ \boxed{3} \quad \boxed{\phantom{0}} \end{array}$	$\begin{array}{c} \boxed{6} \\ \diagdown \quad \diagup \\ \boxed{3} \quad \boxed{\phantom{0}} \end{array}$



## Articles

We use 'an' in front of the vowels (a,e,i,o,u) and 'a' in front of the consonants.

Fill in the blank space with a or an.

 _____ ant	 _____ table	 _____ car
 _____ bulb	 _____ hen	 _____ ox
 _____ elf	 _____ nose	 _____ pot
 _____ bed	 _____ onion	 _____ van



## Modals

**Can** describes an ability to do something.

**May** is used to ask permission or talk about future possibilities.

**Example:** He can climb  
mountains.


John may visit us  
this weekend.

Complete each sentence with 'can' or 'may':

1. \_\_\_\_\_ Rebecca write poems?
2. It \_\_\_\_\_ rain tomorrow.
3. The bottle \_\_\_\_\_ hold one liter of juice.
4. \_\_\_\_\_ I accompany you to the library?
5. \_\_\_\_\_ you recycle these bottles?
6. You \_\_\_\_\_ use my phone.








# Addition and Subtraction / Kuwedherera no tundithamo

3









<div style="border: 1px dashed gray; border-radius: 50%; padding: 10px; display: inline-block;"> <math>5 + 2 = 7</math> </div>	
<div style="border: 1px dashed gray; border-radius: 50%; padding: 10px; display: inline-block;"> <math>6 - 2 = \square</math> </div>	
<div style="border: 1px dashed gray; border-radius: 50%; padding: 10px; display: inline-block;"> <math>4 + 2 = \square</math> </div>	
<div style="border: 1px dashed gray; border-radius: 50%; padding: 10px; display: inline-block;"> <math>9 - 7 = \square</math> </div>	
<div style="border: 1px dashed gray; border-radius: 50%; padding: 10px; display: inline-block;"> <math>7 + 1 = \square</math> </div>	
<div style="border: 1px dashed gray; border-radius: 50%; padding: 10px; display: inline-block;"> <math>6 + 3 = \square</math> </div>	
<div style="border: 1px dashed gray; border-radius: 50%; padding: 10px; display: inline-block;"> <math>8 - 5 = \square</math> </div>	
<div style="border: 1px dashed gray; border-radius: 50%; padding: 10px; display: inline-block;"> <math>5 + 4 = \square</math> </div>	

Thivike 16

Ngcarra 1



# Possesive nouns/ Nando hangera

 Toby Diyerenge	 Sophie Kunyanda	 Liam Muyeve	 Sharon	 Mike Munika	 Emma
--	---	---	---	---	--


Thivike 16

Ngcara 1

	Whose are they?/ Ghadye	They are Sophie's shoes./ Makuha gha Kunyanda.
	Whose is it?/ Wadye?	.....
	Whose is it?/ Yadye	.....
	Whose is it?/ Dhadye?	.....
	Whose is it?/ Wadye?	.....
	Whose is it?/ Dhadye?	.....
	Whose is it?/ Thadye?	.....
	Whose are they?/ ghadye gha?	.....
	Whose is it?/ Yidye yu?	.....
	Whose is it?/ Wadye?	.....


## Problem Solving / Kukoshonona Maghukukutu

1. There are 10 apples in a shop. 5 are sold . How many are left?/ Ma Aperi 10 ghadi mu thitora. Hana ghurithamo 5. Mangatji ma aperi ghana thiyara mo muthitora?



$$\boxed{\phantom{00}} - \boxed{\phantom{00}} = \boxed{\phantom{00}}$$

2. Ben sees 8 cars. Pam sees 7 cars. What is the difference?/ Ben ghana mono yihaghuto 8. Pam ghana mono 7. Wane makutjakero ghoyihaghuto ghana mono Ben no yihaghuto ghana mono Pam



$$\boxed{\phantom{00}} - \boxed{\phantom{00}} = \boxed{\phantom{00}}$$

3. There are 9 dogs. 7 dogs ran away. How many dogs are left?/ Mbwa dhidi 9. no 7 dhina tjira po. Dhingatji mbwa dhina thiyarapo?



$$\boxed{\phantom{00}} - \boxed{\phantom{00}} = \boxed{\phantom{00}}$$




Let's read and colour. / Mututoye notuhuthe.

1. Maya wears an orange jacket. /  
Makena ghan vata djeshi gho thina dighumi..
2. Maya has a brown basket. /  
Makena ghadi no thikote tho thina muve.
3. There are red apples in the basket. /  
Poghadi ma aperi gho makihu muthikote.
4. Carl has black hair. /  
Mukoma ghadi no huki dho dhiru.
5. He has a big blue apple cart. / Aye ghadi no  
karukara kothina diwuru koma aperi gho makihu.
6. He wears green pants. /  
Ghana vata ghurukwe gho thina mahako.
7. Maya and Carl has yellow shoes. / Makena na  
Mukoma hadi nomakuha ghothina mahako.

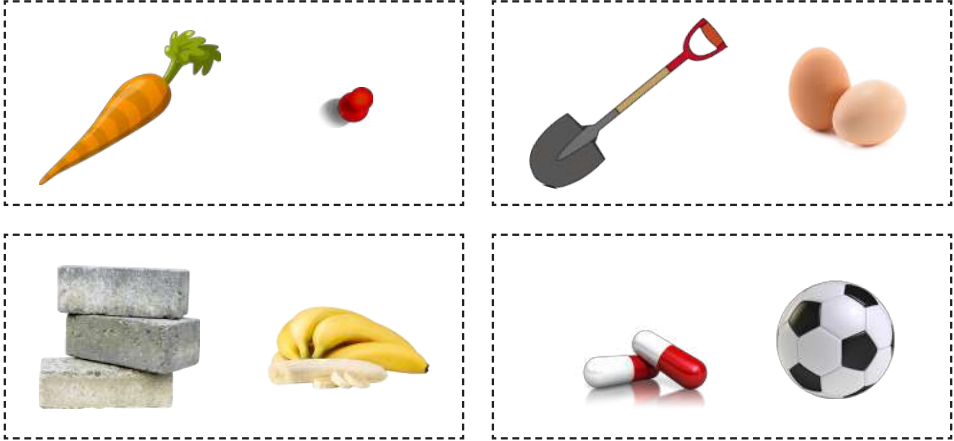
Maya/ Makena

Carl/ Mukoma



## Mass / Muremena


Circle the object that is heavier. / Dhingumutwedhe thinu thothiremu.



## Capacity/ Yikaramo

Which container will hold the more?  
Colour the container you think will hold the most./  
Ndini munye ghana shimbi yoyiremu?

Kunye ndini oyu wakughayara eshi ghana ghana shimbi yoyiremu.



# Data Handling / Kurughanitha mapathwerero

Eric, Carol, Manny and Sue are the top readers in their Grade 1 class.





This pictograph shows how many books they read this month. /  
Thimende, Muhora, Kuhura na Mashe gho kutoyapo thikuma mu ngcara

1. Grafika gho yiperende pamuve kuna kuneghedha esshi mangatji ma mbapira hatoya muno mu kaghonda.

Thivike 16

Ngcara 1

Books read this month / Grafika gho yiperende pamuve kuna kuneghedha eishi mangatji ma mbapira hatoya muno mukaghonda.

Eric/ Thimende	
Carol/ Muhora	
Manny/ Kuhura	
Sue/ Mashe	

- Who read the most? / Yidye ghatoya gho mengi?  
\_\_\_\_\_
- How much more did Eric read than Carol? / Mangatji gho mengi ghatoya Thimende kurikanyitha nogha gha toya Muhora?  
\_\_\_\_\_
- How many books did Sue read? / Mangatji ma Mbapira ghatoya Mashe? \_\_\_\_\_
- How much less did Manny read than Sue? / Mangatji mughupu ghatoya Kuhura kurikanyitha na Mashe? \_\_\_\_\_
- Who read the least? / Yidye ghatoyapo gho mapu?  
\_\_\_\_\_
- How many books did they read in total? / Mangatji ma mbapira gho maheya kughapakerrera agha hatoya? \_\_\_\_\_

# Success begins with education

Parents will be able to visit the website and watch daily videos or they can subscribe to our Zoshy Telegram channel to receive daily videos. One can also download the PDF version of the book on the website. Also watch our daily show on Active Kids to watch your favourite lessons.



<https://t.me/zoshyonline>



**For extra perks!**


**How does it work?**

## Register at zoshy

You can save your favourite lessons and find them easier

## Easy peasy steps to follow

- Step 1: Find us at [www.zoshy.online](http://www.zoshy.online) or scan the QR code
- Step 2: Find your grade and select the year
- Step 3: Choose your language
- Step 4: Choose the week you want to learn out of
- Step 5: Choose lessons from what lessons there are
- Step 6: Download booklet if you do not have it
- Step 7: Watch and follow the teacher as she explains what to do in the book
- Step 8: Follow us on Facebook (Zoshy & Active Kids ) to never miss a video
- Step 9: Subscribe to our Zoshy Telegram channel if you want to receive daily updates



[www.zoshy.online](http://www.zoshy.online)

In collaboration with the Ministry of Education, Arts and Culture

**PRINT**

**1**

Turn the booklet to landscape.



**2**

Take a ruler & tear the booklet at the top long fold.



**3**

Fold the booklet in half.



**4**

The learning journey can start.



**STEPS**  
HOW TO TEAR & USE  
THE BOOKLET



# Ngepi ghokukara DIPENDA

Ghamwene hamwe,  
kughamwene ghothinda



Mapenda ghomahe

**kuvata yimumu yagho**

