

Xrat 2: 17 & 18||ê Wekheb



Khoekhogowab

Saob



Ministry of Education,
Arts and Culture

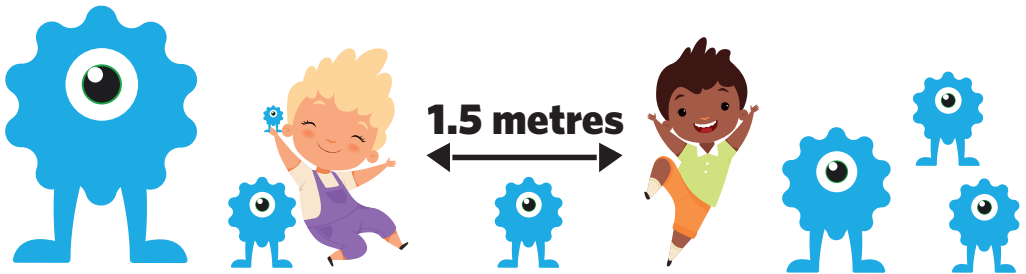


NAMIBIAN
COMMUNITY TRUST



for every child





- | | | | | |
|----------|----------|----------|----------|----------|
| 1 | 2 | 3 | 4 | 5 |
|----------|----------|----------|----------|----------|

These numbers indicate which day you can complete each worksheet! But if you want to, you can work ahead and do the rest as well.

This publication is a collaboration between the Ministry of Education, Arts and Culture and Namibia Media Holdings. This publication is sponsored by the Ministry.

Copyright © Ministry of Education, Arts and Culture. All parts of this publication cannot be reproduced, stored in a retrieval system or transmitted in any form or by any means, electronic, mechanical, photocopying, recording or otherwise without prior permission of the Ministry of Education, Arts and Culture or the Publisher.

Production by: Namibia Media Holdings  **NAMIBIA MEDIA HOLDINGS**

Printing: Newsprint Namibia 



The Ministry of Education, Arts and Culture
www.moe.gov.na



Mîdi||uib tsî ||naetisa mîdi

Khomai tsî māsa ||garagu ai mîde ||khawa xoa.

|nanumāsib -

|khara|kharasin -

‡nāsa -

!khaib -

!gāi -

‡gama -

!naga -

hais -

!ūke-ai -



Khomais

!Naga mâ ||gaeḥhōasa khomai tsî dîde !eream.

Saob



!Ūke-ai ra hais

!khomxa !ūke-ai ra haisa mûts ge, saob !nâ |guri mâse. Haiḥgae-i tsîn nē !khaib !nâ |gamsase ūhâsi tama. Nē |khomxa !ūke-ai ra hais ge ||îs |khai|khâ haiḥgae-gu |kha |gui nē !khaib !nâ mâ. |Khomxa !ūke-ai ra haisa nē !khaib !nâ mûts ra? ||Nae tsî ra !gâiaḥgao aniron |khai, |guri mâ nē saob !nâ.

Nē |khomxa !ūke-ai ra hais ge !aru|î |guri mâ tide. !Ūke-ai ra hais ge ||aero-i |gui-e ra ||om||goe. Nē hais ge !khâ||aeba !âu hâ. ||îs ge !aru|î !ūke-ai tide.

1. Nē !âs ge _____ xa ra !gû?
2. Mâ kurikamaba nēba? _____
3. Haina hoa||ae tare-i xa |gamsase ra hâ? _____
4. Mâ kurikamab !nâ nî ḥkhai haisa? _____
5. Sa |nam|namsa kurikamaba xoa re. _____

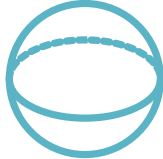
|Nōɣans

!Nona|khābe Īsigu

Mā !nona|khābe ĩsib hoaba !naga māsa |ûb |kha anan!nā:



kels
(ɣhoa|apa)



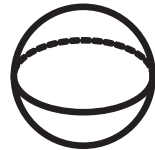
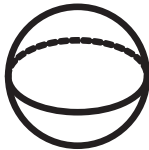
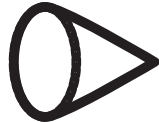
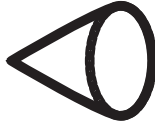
sfers
(ɣhoa)



kubus
(!am)



silenders
(!huni|apa)



Mātikō?

- kels: _____
- sfers: _____
- sfers: _____
- silenders: _____

Xrat 2

Wekheb 17



Mî-arakhôas

||Apu tsî !gôab mî-aradi diba xoa.

Mâtikō !nādets ra ||apu?

- a) !gâi = _____ 1
- b) |nanumâsib = _____
- c) hais = _____
- d) saob = _____
- e) |hûhâsib = _____
- f) !khai = _____
- g) |khara|kharasin = _____
- h) !naga = _____
- i) !ūke-ai = _____
- j) ‡nâsa = _____

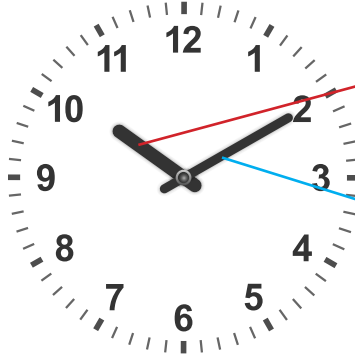


||Aeb

||Ae!gôas di lân

Minitgu ||ôab
ge a gaxu

Īrgu ||ôab ge a
!nubu




Īrgu ||ôab


Minitgu ||ôab

Mâtikō ||aexa i go?

‡Âis !nâ ūhâ: Minitgu ||ôab ge a gaxu tsî Īrgu ||ôab ge a !nubu.




|gam ĩr



!khare !nona



Khoese ĩr



!khare disi



||Aeb

1. !Naga mâ ||ae!gôadi ai ||aeba khomai tsî xoaꜥgā.



!khare disi

koro ĩr


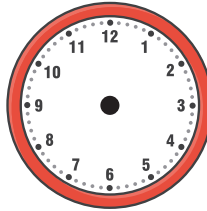

Xrat 2



Wekheb 17

2. ||Ôakha ||ae!gôas ai |nō||nâ tsî ||aeba ||gau.


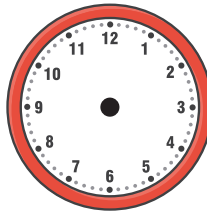
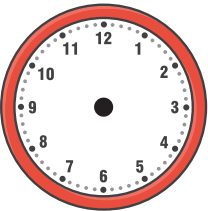
ꜥAns !nâ ūhâ: Minitgu ||ôab ge a gaxu tsî ĩrgu ||ôab ge a !nubu.



disi|gui|a ĩr

!khare koro

!khare !nani



!khare |gui


disi|gam|a ĩr

!khare !nona



|ōgu

Xūḥuisa |ōga |ams ai xoaḥgā.



o

ari


kopi



kharo

ḥgoa

hōa



ḥhawe

ur

ḥgapa



Hâ|gaubedi

!Naga mîsa ||hûi tsî †âibasenna dîtoa:

1. |Hôas ge boks _____ †nôa.



2. |Hôas ge boksra _____ †nôa.



3. |Hôas ge boks _____ †nôa.



1. |Hôas ge boks _____ †nôa.



1. |Hôas ge boks _____ †nôa.



1. |Hôas ge boks _____ †nôa.



Xrat 2

Wekheb 17

||aegu

!gâb ai

|gapise

!naga

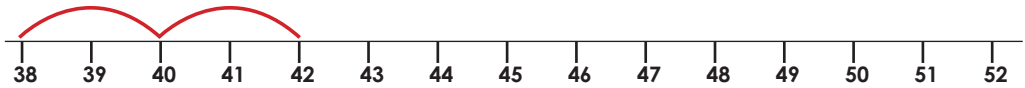
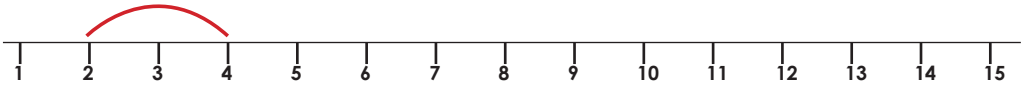
ais ai

†ganaga

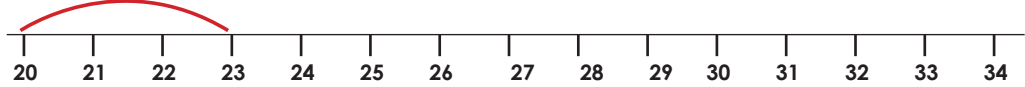
Ūri!napu !gôas

Ūri!napude |nō||nâ, sao ra !gôadi !nâ !gôas !aroma:

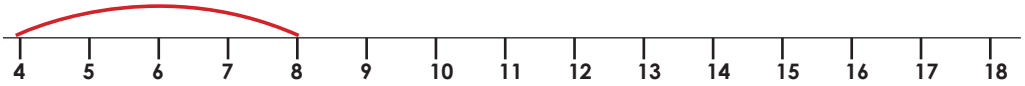
|gamdi



!Nonadi



Hakadi



Xrafi 2

Wekheb 17



Beginning sounds

1. Write the beginning sound for each word.



	o	g
--	---	---



	a	r
--	---	---



	a	t
--	---	---



	u	n
--	---	---



	a	t
--	---	---



	e	y
--	---	---



	o	x
--	---	---



	a	p
--	---	---



	a	g
--	---	---



	a	t
--	---	---



	a	g
--	---	---



	a	t
--	---	---

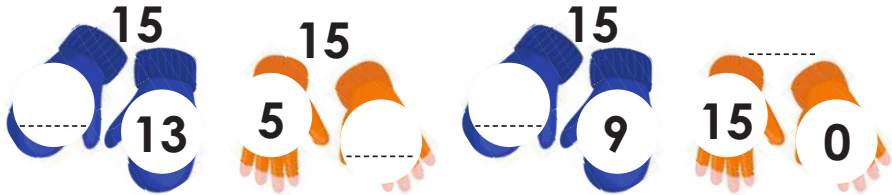
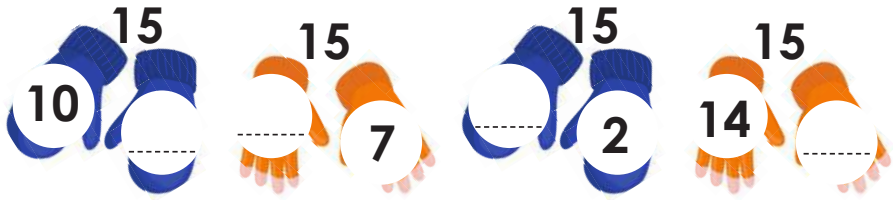
2. Write your own words that begins with:

- t = _____
- w = _____
- v = _____
- h = _____



!Gae||ares 5's dis

!Gôasa |aro 15'sa kurus !aroma.



Xrat 2







Wekheb 17



Khaos|khāb ||ga !gōa oa.

1	2	3	4	5	6	7	8	9	10
11	12	13	14	15	16	17	18	19	20
21	22	23	24	25	26	27	28	29	30
31	32	33	34	35	36	37	38	39	40
41	42	43	44	45	46	47	48	49	50
51	52	53	54	55	56	57	58	59	60
61	62	63	64	65	66	67	68	69	70
71	72	73	74	75	76	77	78	79	80
81	82	83	84	85	86	87	88	89	90
91	92	93	94	95	96	97	98	99	100

!Gapise mā !gōakartsa sisenū. Khoas|khāb ||ga !gōa oa tsī xū÷uisa !gōade xoa÷gā.

- 65  59
- 26  20
- 45  39
- 89  83
- 73  67
- 100  94



Saob saran

Mîde ðhanuse xoa-ûnû tsî puzzels !nâ ôa.

l	r	m	a	j	p	t	b	b	a	e	j
g	w	e		t	e	r	n	o	d	m	e
a	k	h	h	n	f	o	g	o	t	i	r
p	ð	g	a	e	l	k	h	a	i	b	s
a	m	a	r	k	h	s	l	s	e	t	i
s	u	e	o	u	!	k	h	a	l	b	s
o	h	e	n	i	a	r	k	p	l	n	u
v	i	k	s	i	o	k	a	u	s	i	n
e	b	u	r	u	k	h	o	e	b	i	n
!	k	h	a	i	b	o	j	ā	b	t	u

Xrot 2

Wekheb 17

Bāj



□□□



!mosðgā

□□□□□□□



sjreis

□□□□□□

Sikuan



□□□□□□□



!akibh

□□□□□□□



!gpsaa

□□□□□□□

raðgo!mā



□□□□□□□□



ro||han

□□□□□

khbuoreub

□□□□□□□□



ðg!khaeabi

□□□□□□□□□□



!Gomsina oresa hōbas

Sao ra mî!gomsina oresa hōba.

- a) Mamas ge 20 khoena tē-e ra kuruba ꞑgao. ||ŋs ge 11 kopidi |guide ūhâ.
Mâtikō kopides noxoba ꞑhaba hâ?



- b) Dadab ge 17 gūna ūhâ. ||ŋb ge 5 gūna ra ꞑā. Petri ge 7 gūna ra ||ama.
Mâtikō gūna ra !gau?



- c) Tita ge 7 !khaiga ūhâ. Susans ge 10 !khaiga ūhâ. Bobi ge 2 !khaikha ūhâ.
Mâtikōse !nāsa !khaigara Susans tsî Bob hara tita xa ūhâ?



- d) Mâtikō ||ōaga 8 jaketdi ai hâ?



- e) Tsēkorobe ta ge 2 kausikha ra ana. Mâtikō kausiga ta 5 tsēdi !nâ nî ana?



|Hōsa-e kō!gâs

||Naetisa mîdi

toxopa

!gâi

î

î

||îñ

Mîdi||uib

|hōsa-i

khoexasib

kō!gâ

|nam

‡Hanuse mîde ||garab !nâ |nō

|nam = |nam

Kō!gâ = Kō!gâ

Khoexasib = Khoexasib

||Naetisa mîde puzeli !nâ ôa.

l	l	e	a	î	e	g	p	î
n	e	r	a	o	e	h	g	u
a	f	!	g	â	i	b	l	t
m	r	h	y	g	i	e	n	s
c	k	ō	!	g	â	t	y	h
w	m	w	a	s	h	h	o	t
e	l	h	ō	s	a	-	i	l
k	h	o	e	x	a	s	i	b
t	t	l	x	p	m	g	h	e
t	o	x	o	p	a	s	m	h



|Hōsa-e kō!gâs

Khomai



Reading with Sam

||Hōas !nâ ÷nû tsî ta ge ÷khanisa ra khomai. Sammi ge ti xō|khā ha ra ÷nû. Sammi ge sida !gubis !nâ hâ. Sammi ge tita |kha ra khomai ÷gao, tita ge Sammi |kha ra khomai. |Guiba kham ge ra khomai. Mîde khomai tsî kham ge īsiga ra kō. Huigu rase kham ge mîde ra khomai. ÷Khanis !nâ hâ khomai!ās xa kha ge kaise ra ÷khî tsî !gâia÷gao. Kaise a ||khoaxa !khais ge sa |hōsa-i |kha khomaisa. Tita ge |asa |hōsaba nētsē go kuru. Tita ge ti |hōsab |kha ti ÷khanisa |goragu tsî ||îb |kha go khomai.

1. ||îb |hōsab |onsa mâtî hâ?

2. Tare-e kha ge |guiba dī?

3. !Gōa, mâtikō !nādets nē mîde nē !ās !nâ ra hō?
|hōsab= _____
tsî= _____
ge= _____



‡Gui‡guis


2's ‡Gui‡guis Tafeli


2, __, __, __, __, __, __, __, __, 20

$2+2+2=$ *tamas ka io*  $3 \times 2 =$

$2+2+2+2=$ *tamas ka io*  $4 \times 2 =$

$2+2+2+2+2=$ *tamas ka io*  $5 \times 2 =$

$2+2+2+2+2+2=$
tamas ka io  $6 \times 2 =$

$2+2+2+2+2+2+2=$
tamas ka io  $7 \times 2 =$

Xrat 2




Wekheb 18

|ōgu

ǀGae!nâ: _____






'f' |kha ra tsoatsoa īsiga anan!nâ.



Xrat 2

Wekheb 18



f- |ōb |kha ra tsoatsoa mīde xoa.

Maris

Maris |kha sîsens!



15c



10c



20c



5c



20c



55c

Ai||gause: Tommi ge 1 baloni, 2 lekkerra tsî 1 xoaxurub tsîna ūhâ.

a) Mâtikō-e i ra ꜥgan? 1 baloni = 15c

2 lekkerra = 10c

1 xoaxurub = 20c

Hoan |haob ai: $15c + 10c + 20c = 45c$

1. Maris ge 2 lolipopkha, 1 !khoa!aope-i tsî 1 bols tsîna ra ||ama.

Mâtikō marisas ra sîsenū? _____

2. Peteri ge ||îb !naetsēs maris hoasa ra sîsenū. ||îb ge 3 lolipopgu, 5 lekkerdi tsî !khoa!aope-i tsî 1 lolipopi tsîna ra||ama.

Mâtikō marisab ra sîsenū? _____

3. Johni ge hoa xūna xu 1 xū-e ra ||ama. Mâtikō marisa i nî ꜥgan? _____

4. 3 xūna ||hûi sats nî ||amana, mâtikō marisan nē xūna nî ꜥgan !khaisa xoa.-----

Hoan |haob ai hâ ꜥgan|gaub = _____



Disidi !nâ hâ !gôade !gôa|haos

!Naga mâ !gôade dītoa .

Ai||gause: $27 + 30 = 57$

a) $42 + 20 =$

f) $30 + 56 =$

b) $25 + 70 =$

g) $80 + 19 =$

c) $65 + 30 =$

h) $50 + 48 =$

d) $77 + 10 =$

i) $20 + 23 =$

e) $24 + 40 =$

j) $40 + 38 =$



Articles

The article “a” is used before a word which begins with a consonant.

The article “an” is used before a word which begins with a vowel.

The article “the” is used before the name of a person, place or thing.

Fill in the blanks with an appropriate article:

- | | |
|----------------|-----------------------|
| 1. _____ book | 6. _____ car |
| 2. _____ apple | 7. _____ table |
| 3. _____ bible | 8. _____ brown dog |
| 4. _____ owl | 9. _____ cockroach |
| 5. _____ sun | 10. _____ green house |

Fill in the blanks with a, an or the:

- I bought _____ new dress.
- Paul helped _____ old man in crossing _____ road.
- There is _____ orange on the table.
- I saw _____ dolphin show yesterday.
- _____ planets revolve round _____ sun.
- Today _____ farmer will buy _____ ox and _____ cow.
- Allen is _____ doctor.
- He is _____ best in this subject.
- Don't let your children play in _____ rain.
- John is _____ smart boy.



Grammar: Contractions

Write the correct contraction to finish the sentence.

we'll

don't

can't

I'm

she's

he's

- I want to play with Kay but _____ busy.
(she is)
- Have you seen Kane? I do not know where _____ gone.
(he has)
- _____ going on a trip! I _____ wait to get on the plane.
(I am) (cannot)
- When we finish our homework, _____ go to the park.
(we will)
- I _____ like chocolate, I prefer vanilla.
(do not)

Xrat 2

Wekheb 18



|Hao|haosa †ansa sîsenū

Dao||gause: mâs hoas ge 2 luride ra mâ||khaeba.

Key: Each  represents 2 medals

Ondi	!Gâi hōsa-i dān hâ uridi
Tom	
Sam	
Ted	
Pam	
Ann	
Dan	

- Tari-e !nāsa |uride ge dān? _____
- Tari-e |oro |uride ge dān? _____
- Tari-e Tedi tsí Pams ||aegu kaise |oro |uride ge dān? _____
- Mâ |gam |hōsaka |guitikō !gōab |uride ge dān? _____
- Mâtikō |uride kha ge Sami ts Tedi tsíkha dān? _____
- Mâtikō !nāsa |urides Annsa, Danni xa dān? _____
- Tari-e a koasen ||khā, ||î-i Pams xa !nāsa |uride dān hâ ti? _____



|Ōb = “ē” |ōb

Mīde khomai tsī ||khawa xoa

Xrat 2

Khomai	Khawa xoa
bēb	
ē	
‡hē	
!ēs	
!khē	

Khomai	Khawa xoa
khē	
gē	
khēn	
tē-i	
sē-i	

Wekheb 18

|Gam mīra ||hūi tsī ‡âibasenga ‡nuwi:

!Gôa |gowe|nōs

!Gôade |gowe|nō, sao ra ||gau||gaude sîsenū

> ; < tamas ka io =

68 43

71 17

23 60

55 55

40 52

21 21

81 71

94 45

13 73

23 22

77 77

6 16



Mâisaogu ÷âi tsî !ereamsa xoa.

Mâ !gôasa 1'b |kha |oro :

9 12 15 20

Mâ !gôasa 2's |kha !nāsa:

10 13 20 18

Mâ !gôasa 1'b |kha !nāsa:

10 12 16 19

Mâ !gôasa 2's |kha !nāsa:

5 9 12 16

Mâ !gôasa 10's |kha !nāsa:

5 7 9 10

Mâ !gôasa 10's |kha |oro:

20 24 50 31 

!Am||aresa xoas



|ons

|nam

!gû

|huru

|hōsa-i

kō!gâ

|Gapise mâ mîde sîsenū tsî 6 †âibasenga sa |hōsa-i xa xoa.



ǀGaeǁnâ

!Gôa ǁgaraba sîsenû tsî !gôa toa.

0	1	2	3	4	5	6	7	8	9	10	11	12	13	14	15	16	17	18	19	20
---	---	---	---	---	---	---	---	---	---	----	----	----	----	----	----	----	----	----	----	----

1. $13 - 2 =$

7. $19 - 2 =$

2. $15 - 4 =$

8. $20 - 3 =$

3. $12 - 10 =$

9. $15 - 4 =$

4. $14 - 3 =$

10. $12 - 9 =$

5. $15 - 5 =$

11. $10 - 7 =$

6. $16 - 7 =$

12. $16 - 4 =$

Xrat 2

Wekheb 18



Success begins with education

Parents will be able to visit the website and watch daily videos or they can subscribe to our Zoshy Telegram channel to receive daily videos. One can also download the PDF version of the book on the website. Also watch our daily show on Active Kids to watch your favourite lessons.



<https://t.me/zoshyonline>



ONLINE

For extra perks!

How does it work?



Easy peasy steps to follow

Register at zoshy

You can save your favourite lessons and find them easier



- Step 1: Find us at www.zoshy.online or scan the QR code
- Step 2: Find your grade and select the year
- Step 3: Choose your language
- Step 4: Choose the week you want to learn out of
- Step 5: Choose lessons from what lessons there are
- Step 6: Download booklet if you do not have it
- Step 7: Watch and follow the teacher as she explains what to do in the book
- Step 8: Follow us on Facebook (Zoshy & Active Kids) to never miss a video
- Step 9: Subscribe to our Zoshy Telegram channel if you want to receive daily updates



www.zoshy.online

In collaboration with the Ministry of Education, Arts and Culture

PRINT

- 1** Turn the booklet to landscape.
- 2** Take a ruler & tear the booklet at the top long fold.
- 3** Fold the booklet in half.
- 4** The learning journey can start.

STEPS
HOW TO TEAR & USE
THE BOOKLET



Mâtits a !gari-aon KAI || KHĀ

Nau khoena ||khauba,
satsa ||khaubasen



Hoa !gari-aon ge
maskersa ra #nûi

