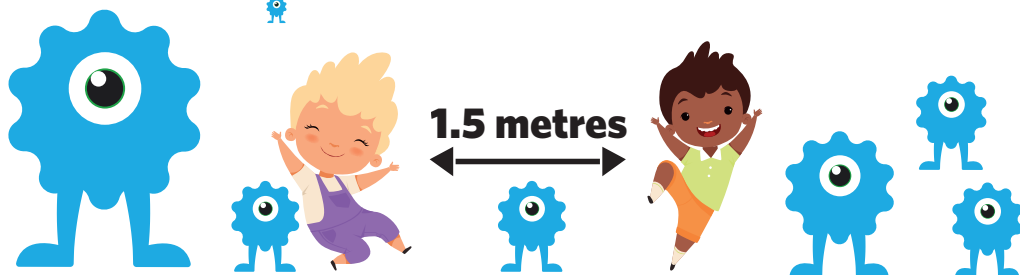


Pre-primary: Week 23 & 24 /
Ondodo yopetameko: Oshivike 23 & 24
5-6 years/ Eedula 5-6

English / Oshikwanyama

Draw a picture of your pet. /
Faneka efano loshitekulwanamwenyo shoye.

Animals/Oinamwenyo



These numbers indicate which day you can complete each worksheet! But if you want to, you can work ahead and do the rest as well.

This publication is a collaboration between the Ministry of Education, Arts and Culture and Namibia Media Holdings. This publication is sponsored by the Ministry.

Copyright © Ministry of Education, Arts and Culture. All parts of this publication cannot be reproduced, stored in a retrieval system or transmitted in any form or by any means, electronic, mechanical, photocopying, recording or otherwise without prior permission of the Ministry of Education, Arts and Culture or the Publisher.

Production by: Namibia Media Holdings  **NAMIBIA MEDIA HOLDINGS**


Printing: Newsprint Namibia 

The Ministry of Education, Arts and Culture
www.moe.gov.na



Animals/Oinamwenyo

Colour in the farm animals. / Mbapeka oinamwenyo yomeumbo



Oshivike 23

Ondodo yopetameko





Draw your favourite pet, farm or domestic animal and discuss how you take care of it. / Faneka oshiholiketukulwanamwenyo shomofaalama ile shomeumbo ndee to popi ngehe ho shi file oshisho.

Oshivike 23





Ondodo yopetameko



Trace the number 7./ Findolola/ Endulula onhomola 7.




Match each head to its body. / Kwatakanifa kumwe omutwe keshe nolutu lao.



Oshivike 23

Ondodo yopetameko

Circle the buckets that are full and colour the buckets that are empty. /
Tula mongonga omavela aa e yadi, ndee to mbapeke aa ehe na sha.



Oshivike 23

Ondodo yopetameko

Colour in all products we get from farm animals. /
Mbapeka oinima aishe oyo hatu mono koinamenyo yomeumbo.



Oshivike 23

Ondodo yopetameko



Circle all names with the same beginning sound./
Tula mongonga omadina aeshe a hovela nomawindada afaafana.




Eliaser



Eibeb



Alina



Ezal

Oshivike 23

Ondodo yopetameko

Circle all the number sevens (7). / Tula mongonga ooheyali (7) aveshe.

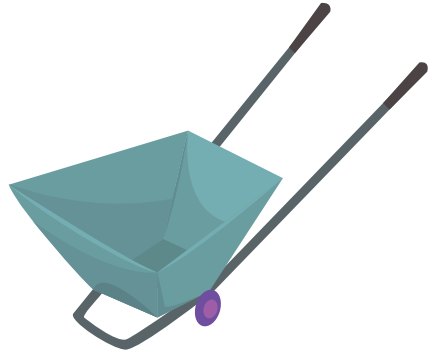
Oshivike 23

Ondodo yopetameko

7 4 1 3 6 4 7
 2 6 7 3 2 7 7
 2 4 6 5 7 6 1
 5 6 7 3 2 6 4
 7 2 5 6 7 1 6
 1 2 5 3 6 7 6
 6 1 6 4 1 7 3
 3 7 4 7 6 5 6




Identify all items coloured purple and circle them./
Tofa mo oinima aische yoluvala leedimete ndee to i tula mongonga.



Oshivike 23


Ondodo yopetameko

Colour the first and last animals in the row. /
Mbapeka oshinamwenyo shotete noshaxuuninwa momukweyo keshe.



Oshivike 23

Ondodo yopetameko



Look at the 50c and draw it in the space provided. /
Tala kee 50c ndee to di faneke mokakololo ke li pedu.



Oshivike 23

Ondodo yopetameko

A large, empty rectangular box with a thin black border, intended for the student to draw the 50-cent coin based on the images provided above.

Circle all the 5c with yellow, 10c with red and 50c with brown. /
Tula mongonga 5c noluvala lishunga, 10 oluvala litilyana nee 50c
noluvala lindjibi.



Oshivike 23


Ondodo yopetameko




Cut out the animals and arrange them in the given order: cow – first, sheep – second and dog – last. / Teta mo inamwenyo ndee to I tula melandulafano la yandjwa: Ongobe yodidi-yotete, odidi-onhivali nombwa yaxuuninwa.



Oshivike 23



Ondodo yopetameko





Use any resources available to make a collage. /
Longifa eedjo keshe tadi monika oku ninga enatekwafano eli.



Read the picture cards of different animals. /
Lesha omafanokalata oinamwenyo ya yooloka



cat/okambishi



dog/okambwa



horse/onghambe



sheep/odi



goat/oshikombo



cow/ongobe yodidi

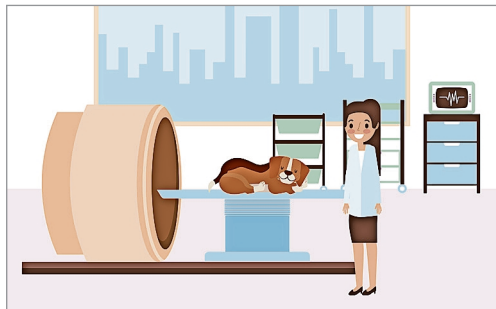

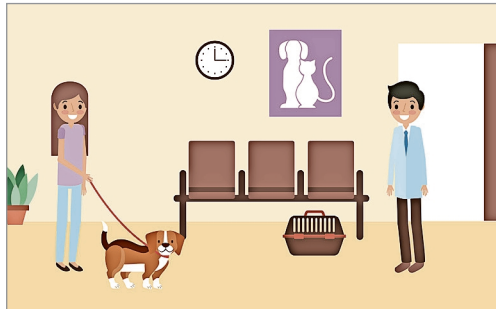
Oshivike 24

Ondodo yopetameko



1

Arrange pictures in the correct sequence. /
Shikulakanifa omafano meshikulafano lomondjila



Oshivike 24

Ondodo yopetameko

Cut out and complete the puzzle. / Teta mo ndee to manifa otumbutumbu.











Oshivike 24

Ondodo yopetameko




Connect each animal to its group. /
Kwatakanifa oshinamwenyo keshe kongudu yasho.




Oshivike 24


Ondodo yopetameko

Count the animals in each row and write the correct number. /
Valula oinamwenyo momukweyo keshe ndee to shange onhomola
yomondjila mokakololo.










Oshivike 24

Ondodo yopetameko



Colour all the rectangles with a colour of your choice. /
Mbapeka eelee adishe noluvala lehoololo loye mwene.



Oshivike 24

Ondodo yopetameko

Cut out any animal you find in a newspaper or magazine and talk about it with your teacher or parent and paste it in the space provided. / Teta mo oshinamwenyo keshe to hange moifokundaneki ndee to popi kombinga yosho nomuhongi ile omudali woye, shi nateka ponhele ya yandjwa.

Oshivike 24

Ondodo yopetameko



Match similar words with lines. /
Kwatakanifa kumwe nomufinda oitya yafaafana.

fish/Oshi

cow/Ongodi
yodidi

bird/Okaḁila

mouse/Omhuku

mouse/Omhuku

fish/Oshi

cow/Ongodi yodidi

horse/Onghambe

chicken/Oxuxwa

bird/Okaḁila

horse/Onghambe

chicken/Oxuxwa

Oshivike 24

Ondodo yopetameko

Fill in the missing numbers. /Yadeka mo eenhomola di he mo.

1, __, 3, __, 5, __, 7

Oshivike 24

1, 2, __, 4, __, 6, __


Ondodo yopetameko

__, 2, 3, __, __, 6, 7

1, __, __, 4, 5, __, __

1, __, 3, __, 5, __, 7

Combine the dots to form a dog./
Tulakumwe oundfi opo u ete po ombwa.




Oshivike 24

Ondodo yopetameko


Match the number to the correct set of animals. /
Twifa kumwe onhomola nexwata loinamwenyo yomondjila

Oshivike 24


Ondodo yopetameko




2




6




1



3



4



5

Success begins with education

Parents will be able to visit the website and watch daily videos or they can subscribe to our Zoshy Telegram channel to receive daily videos. One can also download the PDF version of the book on the website. Also watch our daily show on Active Kids to watch your favourite lessons.



<https://t.me/zoshyonline>



For extra perks!

How does it work?



Easy peasy steps to follow

Register at zoshy

You can save your favourite lessons and find them easier

- Step 1: Find us at www.zoshy.online or scan the QR code
- Step 2: Find your grade and select the year
- Step 3: Choose your language
- Step 4: Choose the week you want to learn out of
- Step 5: Choose lessons from what lessons there are
- Step 6: Download booklet if you do not have it
- Step 7: Watch and follow the teacher as she explains what to do in the book
- Step 8: Follow us on Facebook (Zoshy & Active Kids) to never miss a video
- Step 9: Subscribe to our Zoshy Telegram channel if you want to receive daily updates



In collaboration with the Ministry of Education, Arts and Culture

PRINT

1 Turn the booklet to landscape.

2 Take a ruler & tear the booklet at the top long fold.

3 Fold the booklet in half.

4 The learning journey can start.

STEPS
HOW TO TEAR & USE
THE BOOKLET





WHAT DO YOU LIKE ABOUT THE SCHOOL BOOKS?



Foibe Shikongo

It felt really nice to colour in the booklet. I liked to see the different words and things I could learn from the booklet.



Lerato Masokela

I saw the Namibian flag in the educational booklet which has different colours. I coloured in the flag. I like the booklet because I like to read from it. I like reading and I like mathematics also. I saw numbers and words in the booklet which I liked.



Wendjipa Hondjera

I really like to see the different colours in the booklet and to see many types of animals. I like to count. The educational booklet helped me to do that very well.



< Zodak Kandjii

It was really nice to see the educational booklet where I could colour in the pages and read. I saw the picture of the President of Namibia. I learned that his name is President Hage Geingob.

Jennifer Hitjii >

I like the English language activities in the educational booklet. The educational booklets help me to read and write.



Get to know more about another Namibian language!

This week we will be learning about **Thimbukushu**.

Did you know?

- In Thimbukushu we do not have letter the L, X and Z.
- Thimbukushu is spoken in Namibia, Botswana, Angola and Zambia.

Take part in our competition of the week!

WIN N\$ 100

What is 'read' in all the 11 different languages from last week's word of the week? Whatsapp your answer with the following:

+264 81 850 3609

Name & Surname, Grade, School and picture of you holding one of our books.

