

# Grade 1 : Week 17 & 18 / Ondondo 1 : Otjivike 17 & 18



English / Otjiverero

## My friends & Being safe/ Omapanga wandje & Ondjeverero



Ministry of Education,  
Arts and Culture



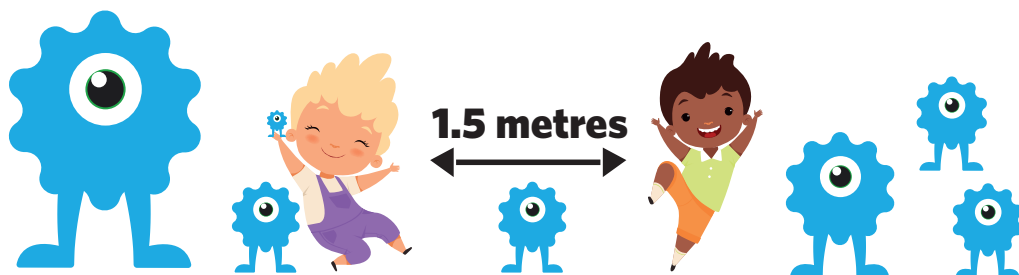

NAMIBIAN  
COMMUNITY TRUST



Capricorn Foundation

unicef   
for every child





These numbers indicate which day you can complete each worksheet! But if you want to, you can work ahead and do the rest as well.

**This publication is a collaboration between the Ministry of Education, Arts and Culture and Namibia Media Holdings. This publication is sponsored by the Ministry.**

**Copyright © Ministry of Education, Arts and Culture.** All parts of this publication cannot be reproduced, stored in a retrieval system or transmitted in any form or by any means, electronic, mechanical, photocopying, recording or otherwise without prior permission of the Ministry of Education, Arts and Culture or the Publisher.

Production by: Namibia Media Holdings **NMH** NAMIBIA MEDIA HOLDINGS

Printing: Newsprint Namibia **newsprint** NAMIBIA



Sight words / Omambo wohevapayuva

Read:

no go can help

Trace it:

Write it:

no no no  
 go go go  
 can can  
 help help

Blank handwriting lines for practice.

Resa:

kako twende yenena vatera

Yarukiramo:

Tjanga:

Kako Kako  
 Twende  
 Yenena  
 Vatera

Blank handwriting lines for practice.

Search the vocabulary words.

Paha orutumbo romambo.

c	a	n	g	o
h	h	e	l	p
e	c	g	o	n
l	a	n	o	o
p	n	y	w	e

k	a	k	o	o	p
h	h	e	a	p	e
t	w	e	n	d	e
v	a	t	e	r	a
y	e	n	e	n	a



## Sight words / Omambo wojevapayuva

Read:

good

bad

caring

friends

Trace it:

good

bad

caring

friends

Write it:

Resa :

nawa

navi

okuṭakamisa

omapanga

Yarukiramo

Tjanga

Nawa

Navi

oku akamisa

omapanga

Unscramble the letters:

gincar

dogo

dba

ndsfrie

Tuna omambo nga tjangwa ondorondomba nga

sakamiṭaoku

wana

ivan

ngaomapa

# Number 17/ Onomora ndji 17

Colour in/ Hwaa



Make 17 dots on the dice/  
Twako outootoo 17 koundaesa

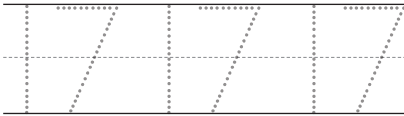


Circle the word seventeen/ Patera embo ndi omurongo na hambombari mokawongo

- seventeen      Omurongo na hambombari
- seventeen      Omurongo na hambombari
- fifteen         Omurongo na ndano
- fifteen         Omurongo na ndano
- sixteen         Omurongo na hamboumue


Trace/ Yarukira mo

Write/ Tjanga

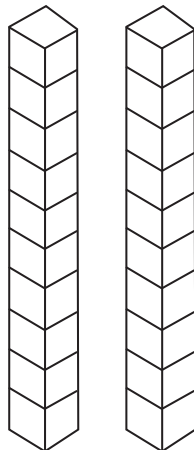


omurongo na hambombari

Colour in 17 triangles/  
Hwaa ovinavikorovitatu 17



Colour in 17 blocks/  
Hwaa oukpaka 17.



Colour in the number 17/  
Hwaa onomora 17



Before and after 17/  
Komurungu hokongotwe yo 17



## Phonics

Replace beginning sounds to form new words:



cat



van



map

..... at

..... an

..... ap

..... at

..... an

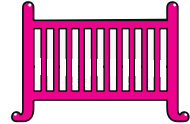
..... ap



net



big



cot

..... et

..... ig

..... ot

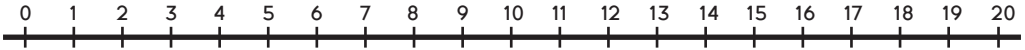
..... et

..... ig

..... ot

# Number bonds / Otjidiagrama tjorupa notjimbomba

Use the number line to help you solve the number bonds. /  
Ungurisa omukokavaro oku zengurura otjidiagrama tjorupa notjimbomba.



$\begin{array}{c} \boxed{15} \\ \diagdown \quad \diagup \\ \boxed{6} \quad \boxed{\phantom{00}} \end{array}$	$\begin{array}{c} \boxed{17} \\ \diagdown \quad \diagup \\ \boxed{\phantom{00}} \quad \boxed{6} \end{array}$	$\begin{array}{c} \boxed{11} \\ \diagdown \quad \diagup \\ \boxed{3} \quad \boxed{\phantom{00}} \end{array}$	$\begin{array}{c} \boxed{18} \\ \diagdown \quad \diagup \\ \boxed{\phantom{00}} \quad \boxed{12} \end{array}$
$\begin{array}{c} \boxed{\phantom{00}} \\ \diagdown \quad \diagup \\ \boxed{17} \quad \boxed{3} \end{array}$	$\begin{array}{c} \boxed{14} \\ \diagdown \quad \diagup \\ \boxed{10} \quad \boxed{\phantom{00}} \end{array}$	$\begin{array}{c} \boxed{\phantom{00}} \\ \diagdown \quad \diagup \\ \boxed{9} \quad \boxed{8} \end{array}$	$\begin{array}{c} \boxed{12} \\ \diagdown \quad \diagup \\ \boxed{\phantom{00}} \quad \boxed{5} \end{array}$
$\begin{array}{c} \boxed{12} \\ \diagdown \quad \diagup \\ \boxed{4} \quad \boxed{\phantom{00}} \end{array}$	$\begin{array}{c} \boxed{19} \\ \diagdown \quad \diagup \\ \boxed{\phantom{00}} \quad \boxed{7} \end{array}$	$\begin{array}{c} \boxed{20} \\ \diagdown \quad \diagup \\ \boxed{\phantom{00}} \quad \boxed{11} \end{array}$	$\begin{array}{c} \boxed{13} \\ \diagdown \quad \diagup \\ \boxed{6} \quad \boxed{\phantom{00}} \end{array}$
$\begin{array}{c} \boxed{16} \\ \diagdown \quad \diagup \\ \boxed{12} \quad \boxed{\phantom{00}} \end{array}$	$\begin{array}{c} \boxed{18} \\ \diagdown \quad \diagup \\ \boxed{5} \quad \boxed{\phantom{00}} \end{array}$	$\begin{array}{c} \boxed{12} \\ \diagdown \quad \diagup \\ \boxed{\phantom{00}} \quad \boxed{1} \end{array}$	$\begin{array}{c} \boxed{10} \\ \diagdown \quad \diagup \\ \boxed{\phantom{00}} \quad \boxed{5} \end{array}$
$\begin{array}{c} \boxed{11} \\ \diagdown \quad \diagup \\ \boxed{2} \quad \boxed{\phantom{00}} \end{array}$	$\begin{array}{c} \boxed{15} \\ \diagdown \quad \diagup \\ \boxed{\phantom{00}} \quad \boxed{4} \end{array}$	$\begin{array}{c} \boxed{17} \\ \diagdown \quad \diagup \\ \boxed{12} \quad \boxed{\phantom{00}} \end{array}$	$\begin{array}{c} \boxed{19} \\ \diagdown \quad \diagup \\ \boxed{\phantom{00}} \quad \boxed{15} \end{array}$

Ondondo 1

Otjivike 17



## Problem Solving / Omazengururiro wozondjemeno

1. I have 9 apples. I eat 6 apples. How many apples are left?/  
Mbi na oviapera 9. Eri oviapera 6 . Pa sewa noviapera vi ngapi?



$$\boxed{\phantom{000}} - \boxed{\phantom{000}} = \boxed{\phantom{000}}$$

2. Sally has 8c. Tyger has 3c. What is the difference/  
Sally una 8c.Tyger u no 3c.Pe nombangu ya vi ngapi?



$$\boxed{\phantom{000}} - \boxed{\phantom{000}} = \boxed{\phantom{000}}$$

3. There are 10 chickens. 5 chicken ran away. How many chickens are left?/  
Pe nozohunguriva 10. Ozohunguriva 5 a ze tupuka.Pa sewa ozohunguriva ngapi?



$$\boxed{\phantom{000}} - \boxed{\phantom{000}} = \boxed{\phantom{000}}$$

4. I see 7 people. 5 people walked away. How many people are left?/  
Me munu ovandu 7. Ovandu 5 va kayenda. Pa sewa ovandu ve ngapi?



$$\boxed{\phantom{000}} - \boxed{\phantom{000}} = \boxed{\phantom{000}}$$





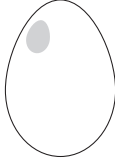
## Revise Phonics / Yarukira mozombosiro

Sounds: b,c,m, d,e,f,t,g,h. / Ozombosiro : o,e,k,m,t,n,r.

Fill in the beginning sound of the word:



.....



.....



.....



.....




.....

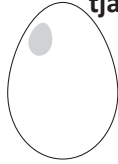


.....

Tjanga ombosiro ondenga yembo arihe (zengisa o O yembo arihe ndi uta no O u tjange ena rotjina otjini):



.....



.....



.....



.....



.....



.....


Fill in the last sound of the word:  
Tjanga ombosiro osenina yembo avihe



.....



.....



.....



.....



## Syllables / Ozondundo zomambo







Clap the syllables. Use the code to colour the pictures. /  
Tona omake otja kozondundo. Ungurisa otjipaturure oku hwa oviperendero.

1 clap/ Tona omake  
otjikato 1

2 clap/ Tona omake  
ovikando 2

3 clap/ Tona omake  
ovikando 3

4 clap/ Tona omake  
ovikando 4



Otjivike 17

Ondondo 1



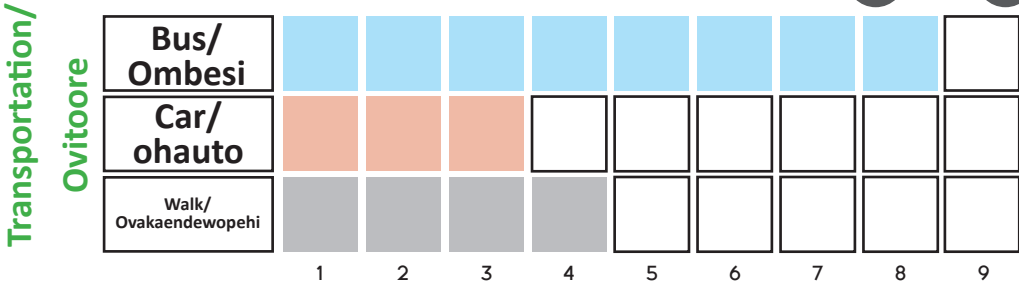
# Data Handling / Ombungurisiro yondjiviro omboronganiyiwa

How do you get to school? / U yapuye kosikore?

Use the bar graph to answer the questions. /  
Ungurisa ongarafa okuzira omapuriro.



## Getting to school/ Okuvaza posikore



## Number of children/ Otjivarero tjovanatje

1. How many children take the bus to school? /  
Ovanatje ve ngapi mbe ronda mombesi okuyenda  
kosikore? .....

2. How many children walk to school? /  
Ovanatje ve ngapi mbe yenda pehi kosikore? .....

3. How many more children take the bus than a car?  
/Ovanatje ve ngapi mbe ronda ombesi kombanda  
okukapita imba mbe ronda mohauto? .....

4. How many children take the bus and drive in a  
car in total? / Ovanatje mbe ronda ombesi na imba  
mbe ronda mohauto i ve ngapi avehe kumwe? .....

5. Which transportation method do children take  
the most? / Otjitoore tjiṅe tji tji ungurisiwa i  
yovahongwa tjinene? .....



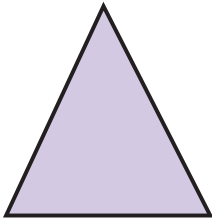

6. Which transportation method do children take  
the least? / Otjitoore tjiṅe tji tji ha ugurisiwa  
tjinene? .....



# Geometry: 2D Shapes/ Ozopatorona zovivarero novivarero vyomihapo: Omihapa vyapevari

Complete/ Urisa

Draw and colour the shape./ Perenda nu u hwe omihapo

	<p>This 2D shape is a _____.</p> <p>It has _____ corners.</p> <p>It has _____ sides.</p> <p>Omuhapo wapevari imbwi o _____ u na ozohuki _____.U na ominda _____.</p>	
	<p>This 2D shape is a _____.</p> <p>It has _____ corners.</p> <p>It has _____ sides.</p> <p>Omuhapo wapevari imbwi o _____ u na ozohuki _____.U na ominda _____.</p>	
	<p>This 2D shape is a _____.</p> <p>It has _____ corners.</p> <p>It has _____ sides.</p> <p>Omuhapo wapevari imbwi o _____ u na ozohuki _____.U na ominda _____.</p>	
	<p>This 2D shape is a _____.</p> <p>It has _____ corners.</p> <p>It has _____ sides.</p> <p>Omuhapo wapevari imbwi o _____ u na ozohuki _____.U na ominda _____.</p>	



## Length / Oure

Use your hand spans to measure the following: /  
Ungurisa oure weke roye okurekena mbi:




table / Otjitiha -

.....




chair / Otjihavero -

.....

book / Embo -

.....



Use your footsteps to measure the following: /  
Ungurisa omikambo vyzombaze zoye okurekena mbi:



car / Ohauto -

.....

one side of your room /  
Etuwo roye omukuma umwe

.....

gate / Omuvero-

.....



## Reading comprehension/ Okuresa nokupaka

Read the short passage and answer the questions.

### My Friend

My friend's name is Ben. Ben is a great friend. He is five years old. Ben plays soccer. We have so much fun together!

1. What is my friend's name?

---

2. How old is he?

---

3. What does he play?

---

Resa okahungi okasupi nga nu uzire omapuriro:

### Epanga randje

Ena repanga randje o Ben. Ben epanga ewa. Eye u na ozombura ndano. Ben u nyanda otjimbere tjokomise. Tu kara nondjoroka onyingi pamwe.

1. Ena repanga randje otjikwaye?

---

2. Eye u na ozombura ngapi?

---

3. U nyanda ye?

---



## Is the following a statement or a question? / Omuraerahewo poo Omupurahewo?



Read the sentences and say whether its a question or a statement.

Put a cross next to 'S' if its a statement and a cross next to 'Q' if its a question.

Resa omuhewo nu u yarise kokutja omupurahewo poo omuvaevahevo

Twa okakoroise meṅe yo op tje ri omupurahewo nu utwe okakoroise meṅe yo R tje ri omuraerahewo.

1. How many windows do you see /  
Mo munu otuho tu ngapi

2. The ghost is white in colour /  
Otjiruru otjivapa motjivara

3. The moon is shining bright /  
Omueze wa yere

4. Do you see the flying bats /  
Mo munu ouzera mbu ma u tuka?

5. The tree is behind the house /  
Omuti u ri kongotwe yondjuwo.

6. Can you see any leaves on the tree /  
Mo munu oviyao komuti.


7. The house looks very spooky /  
Ondjiwo ma l munika tji muna l na oviruru

P	<input type="checkbox"/>	R	<input type="checkbox"/>
P	<input type="checkbox"/>	R	<input type="checkbox"/>
P	<input type="checkbox"/>	R	<input type="checkbox"/>
P	<input type="checkbox"/>	R	<input type="checkbox"/>
P	<input type="checkbox"/>	R	<input type="checkbox"/>
P	<input type="checkbox"/>	R	<input type="checkbox"/>
P	<input type="checkbox"/>	R	<input type="checkbox"/>

Now go back and punctuate each of the sentences.  
Add a '?' for all the questions and a '.' for all the statements. /  
Nambano twako oviraise vyokuresa pu vya pwire.



Complete the train sum. /  
Urisa omahina yovivarero




Start here /  
Utira mba

2

+2

+1



double /  
potuvarisa



-3

+2

halve /  
hingaparisa



double /  
potuvarisa



halve /  
hingaparisa

+1

end here /  
yandera mba





## Being safe / Ondjeverero

Vocabulary / Orutumbo romambo

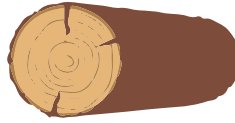
Read the vocabulary words. / Resa orutumbo romambo.



wolf / Ombungu



basket / otjimbamba



wood / orukuṅe



path / ondjira

Fill in the missing letters

\_\_\_ol\_\_\_

b\_\_\_sk\_\_\_t\_\_\_

w\_\_\_=\_\_\_d\_\_\_

p\_\_\_th\_\_\_

n\_\_\_s\_\_\_

Hitisa ozombosiro nda kai ya

Omb\_\_\_ng\_m\_\_\_nd\_\_\_ie

O\_\_\_mb\_\_\_m\_\_\_p\_\_\_d

O\_\_\_u\_\_\_u\_\_\_e

O\_\_\_ji\_\_\_a

Search the vocabulary words.

b	a	s	k	e	t
i	k	w	o	o	d
p	a	t	h	m	o
s	w	o	l	f	r

Paha orutumboromambo

o	m	b	u	n	g	u
i	k	h	o	u	t	k
p	a	d	h	m	o	p
s	w	o	l	f	r	l




## Odd and even numbers / Ovinanavaro novihanavaro

Colour the appels with odd numbers **red.**

Colour the appels with even numbers **green.** /

Hwaa oviapera mbi novihanavaro notjivara **otjiserandu.**

Hwaa oviapera mbi novinanavaro notjivara **otjingirine.**



## Sight words / Omambo wojevapayuva

Read:

he

she

I

am

Trace it:

he he

she she

I I

am am

Write it:

\_\_\_\_\_

\_\_\_\_\_

\_\_\_\_\_

\_\_\_\_\_

\_\_\_\_\_

\_\_\_\_\_

Resa:

Eye

Eye

Ami

Ami

Yarukiramo:

Eye Eye

\_\_\_\_\_

\_\_\_\_\_

Ami Ami

\_\_\_\_\_

\_\_\_\_\_

Tjanga:

\_\_\_\_\_

\_\_\_\_\_

\_\_\_\_\_

\_\_\_\_\_

\_\_\_\_\_

\_\_\_\_\_

Find and circle the sight words:

at	I	he
she	my	is
am	the	on

Paha nu u patere omambo  
wojevapayuva mokawongo:

Po	Ami	Eye
Eye	Yandje	O
Ami	O	Ko



### Number bonds / Opaṭorona yovivarero



Fill in the missing numbers to make 10. /  
 Urisa ozonomora nḁe heripo okutjita 10.

7 + \_\_\_ = 10

9 + \_\_\_ = 10

4 + \_\_\_ = 10

8 + \_\_\_ = 10

5 + \_\_\_ = 10

10 + \_\_\_ = 10

Fill in the missing facts. / Urisa omaheya nga kaiya

10 is \_\_\_\_\_ more than 7

10 o onyingi no \_\_\_\_\_ po 7

10 is \_\_\_\_\_ more than 8

10 o onyingi no \_\_\_\_\_ po 8

10 is \_\_\_\_\_ more than 5

10 o onyingi no \_\_\_\_\_ po 5

10 is \_\_\_\_\_ more than 6

10 o onyingi no \_\_\_\_\_ po 6

10 is \_\_\_\_\_ more than 3

10 o onyingi no \_\_\_\_\_ po 3

10 is \_\_\_\_\_ more than 4

10 o onyingi no \_\_\_\_\_ po 4

10 is \_\_\_\_\_ more than 1

10 o onyingi no \_\_\_\_\_ po 1

10 is \_\_\_\_\_ more than 2

10 o onyingi no \_\_\_\_\_ po 2

Join up the pair of numbers that add up to 10. /  
 Hondja ozonomora mbari nḁu maze tjiti omurongo.

5	8	2	3	9
5	4	6	7	1

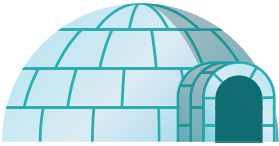
Otjivike 18  
Ondondo 1

## Revise Phonics / Yarukira mozombosiro

Trace/ Yarukira mo



Circle the 'i's in the sentence. / Ida ma ri o aisikirima mondjiwo yomwina



Ida eats ice cream in an igloo./  
Ida ma ri oaisikirima mondjiwo yomuina.

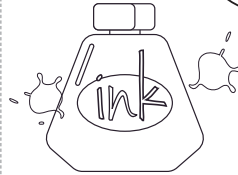
Draw a line from the circle to the images that begin with the letter i / Nana omukoka okuza kokawongo okuyenda kotjina tji tjina o i poruveze orutjavari.




iron/  
Otijkangure



ice/  
Ongawiwi




ink/ Oinga



pig/ Ombinda

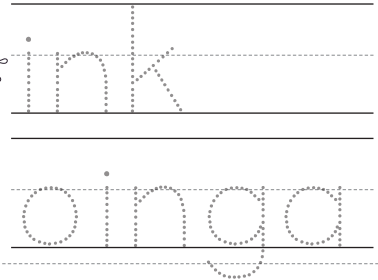
Trace/ Yarukira mo






Trace and read the word. / Yarukira mo nu u rese omambo.



ink/  
oinga




Colour the pictures that start with the letter 'i':/  
Hwaa oviperendero mbi noretera ndji na ovimutjo



# Number 18/ Ozonomora 18

Colour in/ Hwaa



Make 18 dots on the dice/  
Twako outotoo 18 kombanda yokandaesa



Circle the word seventeen/ Patera embo ndi omurongonahambombari mokawongo

- fourteen                      Omurongo na ine
- eighteen                     Omurongo na hambondatu
- fifteen                        Omurongo na ndano
- sixteen                        Omurongo na hamboumwu
- nineteen                      Omurongo na muvyu


Trace/ Yarukira mo



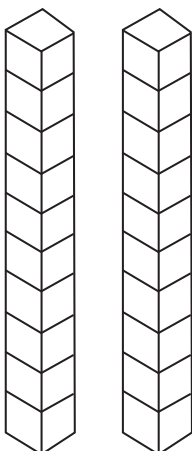
Write/ Tjanga

Omurongo na hambondatu

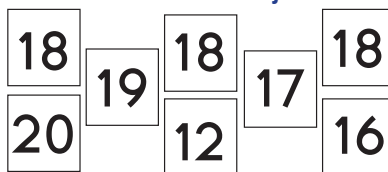
Colour in 18 triangles/  
Hwaa oviputupu o 18



Colour in 18 blocks/  
Hwaa oupaka o 18



Colour in the number 18/  
Hwaa onomora ndji o 18



Before and after 18  
Komurungu nokongotwe



## Phonics / Ozombosiro

Trace/ Yarukira mo Jj



Circle the j's in the sentence. /  
Patera o J ndji ri momuhewo mbwi  
mokawongo.



Jack jogs with  
jewelery in his jacket. /  
Jack u tupuka  
novingongo mondjeketa  
ye.

Draw a line from the circle to the im-  
ages that begin with the letter 'j': / Nana  
omukoka okuza kokawongo okutwara  
kembo ndi na o j mu ro:



jug  
Otjindjaa



jeep/  
Otjiterekera

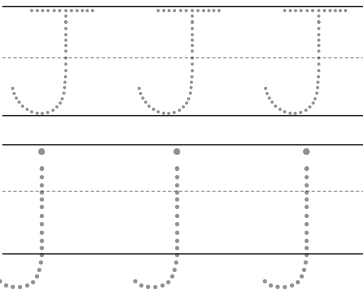


jelly  
Ondjeri



cat  
Okambihi

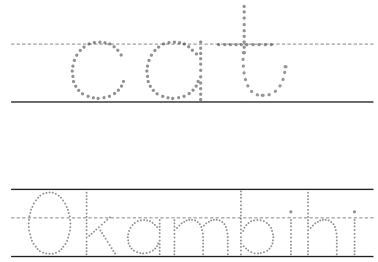
Trace/ Yarukira mo



Trace and read the word. / Hwaa oviperendero mbi  
na o j muvyo.



cat  
Okambihi




Colour the pictures that start with the letter 'j': / Hwaa oviperendero mbi na o "j"  
muvyo:




## Mass: Balance and compare / Omahavehero : Tekisa pamwe nokusasaneka

Colour the objects that are heavy. / Hwaa oviṅa ovizeu povikwao.



Colour the objects that are light. / Hwaa oviṅa ovipupu povikwao.





## Days of the week / Omayuva wotjivike

Read and write the days of the week: / Resa nu utjange omayuva wotjivike:

Sunday / Osondaha

Monday / Omandaha

Tuesday / Oritjavari

Wednesday / Oritjatatu

Thursday / Oritjaine

Friday / Oritjatano

Saturday / Oroviungura

.....

.....

.....

.....

.....

.....

.....

1. What day is:

a) before Monday?

b) after Friday?

c) before Wednesday?

.....

.....

.....

2. Count the letters in:

a) Tuesday:

b) Thursday:

c) Saturday:

.....

.....

.....

1. Eyuva riṅe:

a. ndi ya komurungu wa Mandaha?

b. kongotwe ya Ritjatano?

c. komurungu wa Ritjatatu?

.....

.....

.....

2. Vara ozombosiro nḁe ri mo:

a. Oritjavari:

b. Oritjaine:

c. Oroviungura:

.....

.....

.....



Read the words in each pot.  
Circle the words that rhyme:

ran

let can rub

bin fan pan dot

man fat tan

ton rut

log

bog hug hog

met dog jog pat

bit mop smog

bit fog

ted

bed wed run

hen cat jot led

fed tip wig

rug jog

pit

bug wit hit

bit pen jet


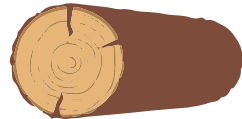
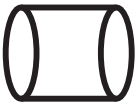
bat sit lap

run fit





## 3D shapes / Omihapo vyapetatu : 3D

Match the shape with the correct objects. /  
Kupisa omihapo ku na oviṅa ovisemba.




## Plurals / Ouingi

Write the plural forms of the given nouns. /  
Tjanga ouingi womarukambo nga yandjiwa.



cat / Okambihi \_\_\_\_\_

lamp/ Erambe \_\_\_\_\_



pen/ Otjitjange \_\_\_\_\_

chair / Otjihavero \_\_\_\_\_




girl / Omukazona \_\_\_\_\_ sock / Otjikausina \_\_\_\_\_



tree / Omuti \_\_\_\_\_

table / Otjitiha \_\_\_\_\_



kettle / Otjiketisa \_\_\_\_\_ bottle / Ekende \_\_\_\_\_



# Question words: Who, What and Where / Omapurambo Owaṅi, Ovikwaye na, Pii

**Who? What? Where?**  
Molly went to a shop. She bought some clothes for herself.  
The shop was in a mall.

<b>Who went to the shop?</b>		
a) Molly	b) Sam	c) Mom
<b>What did she buy?</b>		
a) car	b) clothes	c) snow
<b>Where was the shop?</b>		
a) mall	b) beach	c) street

**Owaṅi? Ovikwaye? Pii?**  
Molly wai kostora. Eye we kerirandera ozombanda. Ostora I ri poruveze romarandero.

<b>Owaṅi ngwa i kositora?</b>		
a) Mollie	b) Sam	c) Mama
<b>Eye wa karanda ovikwaye?</b>		
a) Ohauto	b) Ozombanda	c) Omakende wombepera
<b>Ositora ya ri pii?</b>		
a) Poruveze romarandero	b) Pomurongo	c) Momivanda vyotjihuro

Write questions using the following words:/  
Tjanga omapuriro a mo ungurisa omambo nga?

What: / Ongwaye: .....

.....

Where: /Pi: .....

.....



# Problem Solving / Omazengururo wozondjemeno

Otjivike 18

Ondondo 1

1. There are 10 pies. The wolf ate 7 pies. How many pies are left? / Pe noupae 10. Ombungu ya ri 7. Pa sewa oupae u ngapi?

.....  
.....

2. I have 7 pens. Mother gives me 3 more pens. How many pens do I have altogether? / Mbi na ozombana 7. Mama we ndjipe ozombana zarwe 3. Mbi nozombana ngapi azehe kumwe?

.....  
.....

3. There are 8 birds sitting on a wire. 4 birds fly away. How many birds are left? / Pe nouzera 8 mbwa haama kondarata. Ouzera 4 wa tuka. Pasewa ouzera u ngapi?

.....  
.....

4. Pam has 5 marbles. She win 3 more marbles. How many marbles does Pam have altogether? / Pam u nouwe ouheze 5. Eye wa taara warwe 3. Pam u nouwe u ngapi auhe kumwe?

.....  
.....

# Success begins with education

Parents will be able to visit the website and watch daily videos or they can subscribe to our Zoshy Telegram channel to receive daily videos. One can also download the PDF version of the book on the website. Also watch our daily show on Active Kids to watch your favourite lessons.



<https://t.me/zoshyonline>



ONLINE

For extra perks!

How does it work?



## Easy peasy steps to follow

## Register at zoshy

You can save your favourite lessons and find them easier



- Step 1: Find us at [www.zoshy.online](http://www.zoshy.online) or scan the QR code
- Step 2: Find your grade and select the year
- Step 3: Choose your language
- Step 4: Choose the week you want to learn out of
- Step 5: Choose lessons from what lessons there are
- Step 6: Download booklet if you do not have it
- Step 7: Watch and follow the teacher as she explains what to do in the book
- Step 8: Follow us on Facebook (Zoshy & Active Kids ) to never miss a video
- Step 9: Subscribe to our Zoshy Telegram channel if you want to receive daily updates



[www.zoshy.online](http://www.zoshy.online)

In collaboration with the Ministry of Education, Arts and Culture

PRINT

- 1** Turn the booklet to landscape.
- 2** Take a ruler & tear the booklet at the top long fold.
- 3** Fold the booklet in half.
- 4** The learning journey can start.

**STEPS**  
HOW TO TEAR & USE  
THE BOOKLET



# Omuano wokurira OMBANGANE

Tjevera ovandu varwe,  
ritjevera omuini



OZOMBANGANE AZEHE

**ZE ZARA OKUTJIRE WOKOTJINYO NAWA**

