

Sitopa sa bubeli: Viki 17 ni 18



Silozi

Maliha



Ministry of Education,
Arts and Culture

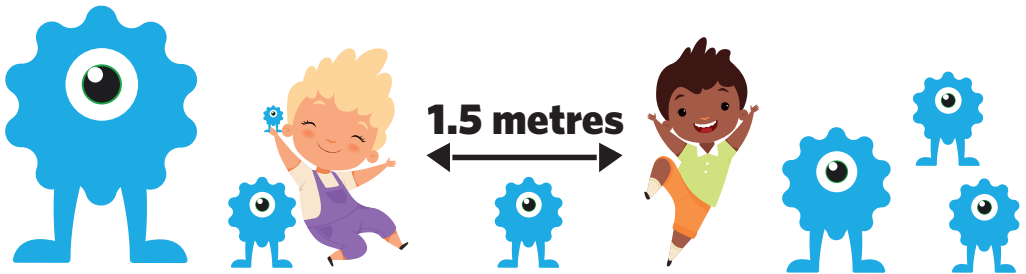


NAMIBIAN
COMMUNITY TRUST



for every child





- | | | | | |
|----------|----------|----------|----------|----------|
| 1 | 2 | 3 | 4 | 5 |
|----------|----------|----------|----------|----------|

These numbers indicate which day you can complete each worksheet! But if you want to, you can work ahead and do the rest as well.

This publication is a collaboration between the Ministry of Education, Arts and Culture and Namibia Media Holdings. This publication is sponsored by the Ministry.

Copyright © Ministry of Education, Arts and Culture. All parts of this publication cannot be reproduced, stored in a retrieval system or transmitted in any form or by any means, electronic, mechanical, photocopying, recording or otherwise without prior permission of the Ministry of Education, Arts and Culture or the Publisher.

Production by: Namibia Media Holdings  **NAMIBIA MEDIA HOLDINGS**

Printing: Newsprint Namibia 

The Ministry of Education, Arts and Culture
www.moe.gov.na



Manzwi atata ni a bubebe

Bala ni kuñololola manzwi ainzi fa mibamba.

Maemo ahihalimu mwanako yetelele -

cinceho -

kuoma -

kubata -

bunde -

bulauni -

mwatasi -

kota -

buinosi -



Kubala

Bala likande lelili mwatasi ni kualaba lipuzo.

Maliha



Kota yeinzi buinosi

Muboni kota yeinzi buinosi mi iyemi inosi mwamaliha? Haina matali akona kuifutumaza moya obata haufuka. Kota yeinzi buinosi ina nifeela ni mitai. Kwabata mi kukuzize. Uboni kota yeinzi buinosi mi iyemi inosi mwamaliha? Hakuna linyunywani ze lizamuloli kapa kuopela, hakuna yakona kuina niyona. Kota yeinzi buinosi ki illinwi feela. Kana waziba kota yeinzi buinosi, kuli haina kuba mwa buinosi kanako yetelele. Kota yeinzi buinosi ika pumula. Nako ya maliha kota yeo ilobezi. Kota ye ilitezi nako ya mbumbi. Mi haina kuba mwabuinosi.

1. Likande le liambola kaza _____.
2. Kinako mañi yasilimo yebulelwa? _____
3. Kisikamañi sesiifutumaza? _____
4. Kinako mañi yasilimo yeo kota ikazuha? _____
5. Kinako mañi ya silimo yeutabela ahulu? _____



Lipalo za libupeho

3 D

Penda libupeho kaufela za 3-D ka mubala ofilwe mwatasa sibupeho ni sibupeho.



lizulu
(bufubelu
nyana)



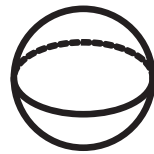
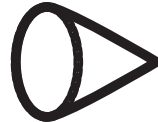
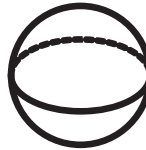
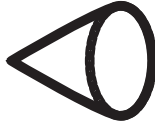
liyubo
(ndilu)



kiyumbu
(butala)



silinda
(olenji)



Kize kai?

- Mazulu: _____
- Likiyumbu: _____
- Liyubo: _____
- Masilinda: _____



Mitai

Ukambe ni kuñola nombolo ya mitai.

Ki mikambelo ye kai?

a) bunde = 2

b) mayemo alihalimu anako yetelele = _____

c) kota = _____

d) maliha = _____

e) kuba hamoho = _____

f) kubata = _____

g) chicheho = _____

h) mwatasi = _____

i) buinosi = _____

j) kuoma = _____

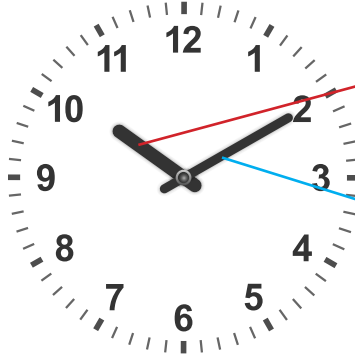


Nako

Likalulo za nako

Kakota ka mizuzu
kikatelele

Kakota ka hola
ki kakakuswani




Kakota ka hola


Kakota ka mizuzu

Nako kiñi?

Uhupule kuli: kakota ka mizuzu kika katelele mi ka hola kiona kikaka kuswani.




hola ya bubeli



hola ya bubelu ni licika



hola ya bulobañwi



holaya bulobañwi ni licika



Nako

1. Bala nako fama waci amwatasi ni kuiñola.



Licika lahola ya
bulobañwi



nako ya buketalizoho
yamanzibwana



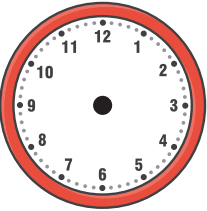
Sitopa 2



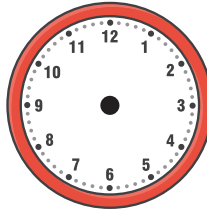
Viki 17

2. Uswanise tukota fa mawaci kusupeza nako


Uhupule kuli: kakota ka mizuzu ki kakatelele mi kali hola kona kikaka kuswani.




hola ya bulishumi
ni kalikañwi



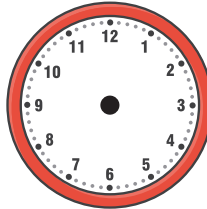
hola yabune
ni licika




hola yabuketa
lizoho ni licika



hola ya bulishumi ni
totubeli ni licika mizuzu



hola ya bulishumi
ni totubeli




half past two



Milumo

Tazeleleza milumo yamafelelezo yesio.



kuishond

njanan


komok



mumbet

musem

kaz



buk

simbotw

kuwan

Sitopa 2

Viki 17



Maemeli

Keta linzwi kuainzi mwatasi ni kutazeleza mibamba yeo.

1. Kaze i _____ mwa ponkesi.



2. Kaze i _____ li ponkesi.



3. Kaze i _____ ponkesi.



4. Kaze i _____ halimu a ponkesi.



5. Kaze i _____ ponkesi.



6. Kaze i _____ mwa ponkesi.



Sitopa 2

Viki 17

mwahala

kwamulaho

fa

mwatasi

fapila

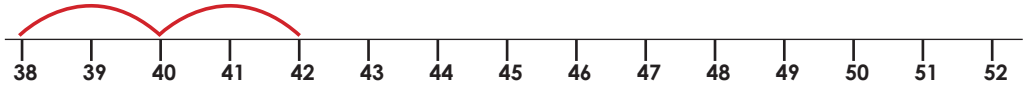
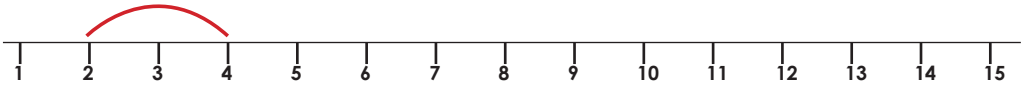
mwa.



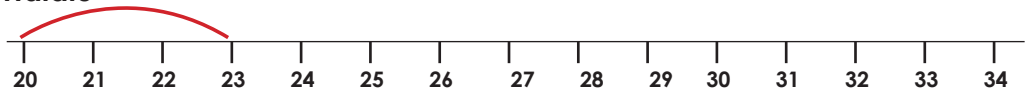
Skip counting

Kubala wa kutula kapa kusiya nombolo:

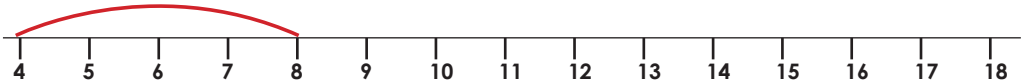
Bubeli



Halalu



Hane



Sitopa 2

Viki 17



Manzwi a kilumo a makalelo

1. Nola milumo ya makalo fa linzwi ni linzwi.



	a	b	o	l	o	k	o
--	---	---	---	---	---	---	---



	o	t	a
--	---	---	---



	a	w	a	n	i
--	---	---	---	---	---



	i	z	a	z	i
--	---	---	---	---	---



	i	k	a	m	p	a	f	w	a
--	---	---	---	---	---	---	---	---	---



	o	n	k	e	s	i
--	---	---	---	---	---	---



	u	w	a	n	i
--	---	---	---	---	---



	i	n	o	t	o	l	o
--	---	---	---	---	---	---	---



	e	b	a
--	---	---	---



	u	k	o	t	a	n	a
--	---	---	---	---	---	---	---



	a	z	e
--	---	---	---

2. Nola manzwi a hao akala ka litaku ze:

• p = _____

• m = _____



• k = _____

• k = _____



Tukwata twa nombolo ya bulishumi katotu ketalizoho (15)

Kopanya nombnolo ni kueza bulishumi katotu ketalizoho (15)



Kubala inge mukuta mwamulaho

1	2	3	4	5	6	7	8	9	10
11	12	13	14	15	16	17	18	19	20
21	22	23	24	25	26	27	28	29	30
31	32	33	34	35	36	37	38	39	40
41	42	43	44	45	46	47	48	49	50
51	52	53	54	55	56	57	58	59	60
61	62	63	64	65	66	67	68	69	70
71	72	73	74	75	76	77	78	79	80
81	82	83	84	85	86	87	88	89	90
91	92	93	94	95	96	97	98	99	100

Sitopa 2

Sebelisa chati ya kubala ye fahalimu. Bala inge ukuta mwamulaho ni kuñola linombolo ze siyo.

• 65



59

• 26



20

• 45



39

• 89



83

• 73



67

• 100



94

Litino za maliha

Ñola manzwi ainzi mwatasi kaswanelo
kasumulaho uafumane fapazulu yemwatasi.

5

15

a	r	m	e	j	p	t	b	m	a	e	s	h	o	u	s
s	w	e	a	t	e	r	n	a	d	m	i	n	a	v	y
s	k	h	r	n	f	s	s	w	e	t	a	h	o	m	o
l	s	k	n	b	r	i	o	a	o	t	e	e	o	h	f
g	m	a	j	a	n	s	i	y	e	t	a	w	a	n	t
l	u	e	f	u	d	o	k	a	k	e	t	s	i	k	e
o	h	e	f	i	a	t	k	a	l	n	u	d	i	e	e
v	i	k	s	i	o	i	o	k	k	s	k	a	w	n	e
e	a	r	e	b	o	f	a	w	e	i	n	t	m	a	l
s	c	a	r	f	j	o	c	a	a	t	u	o	o	s	i
r	h	a	a	r	e	n	e	m	a	s	o	k	i	s	i
m	a	k	a	t	u	t	o	a	k	w	o	n	d	e	r
w	a	t	d	i	n	k	s	z	y	v	a	n	h	o	m
s	i	r	a	a	d	r	e	e	k	e	s	s	i	k	e
i	e	t	s	t	u	s	s	b	e	n	h	u	l	l	e
s	i	k	a	f	u	b	c	e	b	u	l	u	k	w	e

Sitoppa 2

jains



□□□□□

atewes



□□□□□□□□

kisosima

□□□□□



tsisoi

□□□

kaufsi



□□□□□

mayawa
kwaa
bezema

□□□□□□□□



matukalo

□□□□□

kwelubu

□□□□□□□□



Viki 17

Tatulula butata

Tatulula butata mwamibamba yelatela.

- a) Bome baeza tii ya batu bamashumi amabeli (20).
Bana ni feela likomoki ze lishumi kailiñwi.
Kizekai likomoki zeba satokwa?



- b) Bondate bana ni lingu ze lishumi kaze supa (17).
Babulaya fateni zeketalizoho (5).
Pitorosi uleka fateni zesupa (7).
Kizekai lingu zesiezi kubondate?



- c) Nina ni masikafu asupa (7).
Suzana una ni ma sikafu a lishumi (10).
Lisho una ni ma sikafu amabeli (2).
Kiamakai masikafu abana niona Suzani ni Lisho kufita aka?



- d) Manjasi a lobapeli (8), ana ni mazoho a matelele a Makai?



- e) Nitina ma sokisi a cicana kazazi ni zazi.
Ki masokisi amakai ani Katina mwa mazazi a lishumi (5)?



Pabalelo kwa balikani

Manzwi a bubebe

yeela
bunde
kuya
eni
bona

Manzwi atata

mulikani
silikani
babalela
lilato

Utilese linzwi leo kaswanelo famubamba

lilato = lilato

kubabalela = kubabalela

silikani = silikani

Fumana manzwi abubebe fa pazulu ye mwatasi

y	e	e	l	a	e	g	l	m	s	y
s	i	l	i	y	a	n	i	u	n	e
s	k	u	b	u	b	a	L	e	n	i
i	r	h	y	k	i	e	a	s	h	y
c	g	p	r	e	t	t	t	h	k	e
w	m	w	a	s	h	h	o	t	l	i
e	u	b	o	n	a	l	e	l	e	k
n	s	l	y	e	s	e	r	y	h	o
t	t	l	x	p	m	g	h	e	n	m
n	n	a	e	l	c	h	a	n	d	e

Pabaleleo ya balikani

Kubala



Kubala ni Samwele

Niina mwa lineku kilasi ni kubala buka yaka. Samwele wataha nikuina mabapa nina. Nikena ni Samwele kilasi iliñwi. Samwele ukupa kubal nina mi nikopanela buka iliñwi ni Samwele. Hamoho lubala buka. Lubala manzwi ni kotalima maswaniso. Luitusanga kubala manzwi. Luikola likande lelili mwabuka ni kuzwabulutu hamoho. Kwatabisa kubala ni mutu. Ni fumani mulikani yomunca kacenu. Nifumani mulikani kakuli lukopanezi buka mi ni mutusize kwa kubala.

1. Libizo la mulikani yo kimañi?

2. Baezañi hamoho?

3. Bala mi ubalile hakai manzwi ao mwalikande.
kwa = _____
bala = _____
mulikani = _____



Taimisi


Tafule ya taimisi ya bubeli (2)


2, __, __, __, __, __, __, __, __, 20

$2+2+2=$ or  $3 \times 2 =$

$2+2+2+2=$ or  $4 \times 2 =$

$2+2+2+2+2=$ or  $5 \times 2 =$

$2+2+2+2+2+2=$ or  $6 \times 2 =$

$2+2+2+2+2+2+2=$
or  $7 \times 2 =$



Milumo


Utilese:

F


f

Upende maswaniso akala ka mulumo wa 'f'

Sitopa 2



Viki 18



Ñola manzwi fafasi akala kamulumo wa 'f'

Masheleñi

Ukona kusebelisa ni masheleñi!



15c



10c



20c



5c



20c



55c

Kamutala: Sambu uleka sibaloni silisiñwi, maswiti amabeli ni potoloto iliñwi.

a) Teko ya libyana?

sibaloni silisiñwi=15 c

maswiti amabeli = 10c

potoloto iliñwi = 20c

Masheleñi kaufela: $15c + 10c + 20c = 45c$

1. Maria uleka maloli popu amabeli, ice-cream iliñwi ni mbola.

Ukasebelisa masheleñi afita kai? _____

2. Pitorosi usebelisa masheleñi akupepwa kwahae. Uleka malolipopu a

malalu, maswiti a ketalizoho, ice-cream iliñwi ni kalolipopu kalikañwi.

Usebelisize masheleñi afita kai? _____

3. Johani uleka silisiñwi kwalibyana zefahalimu. Ukalifa masheleñi a fitakai?

4. Ukete libyana zetalu zotabela kaufela, mi uliñole mwatasi mi mufumane kuli

lieza bukai? ----- ----- -----

Teko kaufela kibukai = _____

Sitopa 2

Viki 18



Kukopanya linombolo kakusebelisa bulishumi

Taleleza lipalo zemwatasi.

Kamutala: $27 + 30 = 57$

a) $42 + 20 =$

f) $30 + 56 =$

b) $25 + 70 =$

g) $80 + 19 =$

c) $65 + 30 =$

h) $50 + 48 =$

d) $77 + 10 =$

i) $20 + 23 =$

e) $24 + 40 =$

j) $40 + 38 =$

Sitopa 2

Viki 18



Articles

The article **“a”** is used before a word which begins with a consonant.

The article **“an”** is used before a word which begins with a vowel.

The article **“the”** is used before the name of a person, place or thing.

Fill in the blanks with an appropriate article:

- | | |
|----------------|-----------------------|
| 1. _____ book | 6. _____ car |
| 2. _____ apple | 7. _____ table |
| 3. _____ bible | 8. _____ brown dog |
| 4. _____ owl | 9. _____ cockroach |
| 5. _____ sun | 10. _____ green house |

Fill in the blanks with a, an or the:

- I bought _____ new dress.
- Paul helped _____ old man in crossing _____ road.
- There is _____ orange on the table.
- I saw _____ dolphin show yesterday.
- _____ planets revolve round _____ sun.
- Today _____ farmer will buy _____ ox and _____ cow.
- Allen is _____ doctor.
- He is _____ best in this subject.
- Don't let your children play in _____ rain.
- John is _____ smart boy.



Grammar: Contractions

Write the correct contraction to finish the sentence.

we'll

don't

can't

I'm

she's

he's

- I want to play with Kay but _____ busy.
(she is)
- Have you seen Kane? I do not know where _____ gone.
(he has)
- _____ going on a trip! I _____ wait to get on the plane.
(I am) (cannot)
- When we finish our homework, _____ go to the park.
(we will)
- I _____ like chocolate, I prefer vanilla.
(do not)

Sitopa 2

Viki 18



Sebeliso ya mañusa

Ze kilonombolo za limendulu za balikani baka ba silezi zebawinile.

Sinotolo:  iiliñwi iemela limendulu zepeli

Mabizo	Limendulu zeba winile balikani
Kamwanga	
Samwele	
Ndamona	
Paloma	
Balwizi	
Lufuka	

Sitepa 2

Viki 18

- a) Yawinile limendulu zeñata kimañi? _____
- b) Yawinile limendulu zenyinyani kimañi? _____
- c) Yawinile limendulu zenyinyani mwahala Ndamona ni Paloma kimañi?






- d) Ki bafi kwabalikani babawinile palo yeswana ya limendulu? _____
- e) Kizekai limendulu zawinile Samwele ni Ndamona? _____
- f) Kimakai mamendulu awinile Balwizi kufita a Lufuka? _____
- g) Kimañi yakona kuitumba kuli uwinile limendulu zeñata kuza Paloma?





Phonics = "e" sound

Replace sounds to make new words

Sitopa 2

Viki 18

	change to	write the new word
leg		beg
vet		
men		
peg		
led		

	change to	write the new word
set		
met		
fed		
bet		
den		

Choose any two words and write your own sentences:

Kubapanya linombolo:

Bapanya linombolokakusebelisa:

> ; < or =

$68 \bigcirc 43$

$71 \bigcirc 17$

$23 \bigcirc 60$

$55 \bigcirc 55$

$40 \bigcirc 52$

$21 \bigcirc 21$

$81 \bigcirc 71$

$94 \bigcirc 45$

$13 \bigcirc 73$

$23 \bigcirc 22$

$77 \bigcirc 77$

$6 \bigcirc 16$



Kubea linombolo kaswanelo ni kulibapanya

Unahane katokomelo usikañola kale kalabo yahao.

kiyeninyani ka 1 ku:

9 12 15 20

kiyetuna ka 2 ku:

10 13 20 18

kiyetuna ka 1 ku:

10 12 16 19

kiyetuna ka 2 ku:

5 9 12 16

kiyetuna ka 10 ku:

5 7 9 10

kiyeninyani ka 10 ku:

20 24 50 31



Kuñola ndefazo



libizo

lilato/ulata

zamaya/nazamaya

*bapala/nisweli
kubapala*

mulikani/balikani

pabalelo/ pabalela

Sebelisa manzwi afahalimu mi uñole mibamba yesilezi kuama mulikana hao yomutuna.



Kuzwisa

Sebelisa mubamba walinombolo kufumana likalabo.

0	1	2	3	4	5	6	7	8	9	10	11	12	13	14	15	16	17	18	19	20
---	---	---	---	---	---	---	---	---	---	----	----	----	----	----	----	----	----	----	----	----

1. $13 - 2 =$

7. $19 - 2 =$

2. $15 - 4 =$

8. $20 - 3 =$

3. $12 - 10 =$

9. $15 - 4 =$

4. $14 - 3 =$

10. $12 - 9 =$

5. $15 - 5 =$

11. $10 - 7 =$

6. $16 - 7 =$

12. $16 - 4 =$



Success begins with education

Parents will be able to visit the website and watch daily videos or they can subscribe to our Zoshy Telegram channel to receive daily videos. One can also download the PDF version of the book on the website. Also watch our daily show on Active Kids to watch your favourite lessons.



<https://t.me/zoshyonline>



ONLINE

For extra perks!

How does it work?



Easy peasy steps to follow

Register at zoshy

You can save your favourite lessons and find them easier



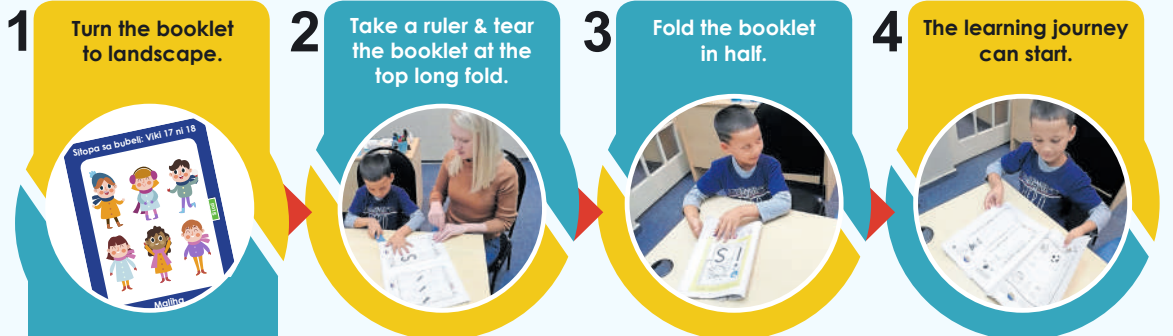
- Step 1: Find us at www.zoshy.online or scan the QR code
- Step 2: Find your grade and select the year
- Step 3: Choose your language
- Step 4: Choose the week you want to learn out of
- Step 5: Choose lessons from what lessons there are
- Step 6: Download booklet if you do not have it
- Step 7: Watch and follow the teacher as she explains what to do in the book
- Step 8: Follow us on Facebook (Zoshy & Active Kids) to never miss a video
- Step 9: Subscribe to our Zoshy Telegram channel if you want to receive daily updates



www.zoshy.online

In collaboration with the Ministry of Education, Arts and Culture

PRINT



STEPS

HOW TO TEAR & USE THE BOOKLET





Keep the school and your village clean

Don't cut trees. Plant trees!

Don't kill wild animals

Reuse and Recycle

