

Pre-primary: Week 21 & 22 / Ntambo zetateko: Sivike 21 no 22

5-6 years/ nomvhura 5-6

English / Rukwangali

Draw a picture of your community./
Faneka efano lyonkarapamwe zeni.

My Community / Nkarapamwe zange



These numbers indicate which day you can complete each worksheet! But if you want to, you can work ahead and do the rest as well.

This publication is a collaboration between the Ministry of Education, Arts and Culture and Namibia Media Holdings. This publication is sponsored by the Ministry.

Copyright © Ministry of Education, Arts and Culture. All parts of this publication cannot be reproduced, stored in a retrieval system or transmitted in any form or by any means, electronic, mechanical, photocopying, recording or otherwise without prior permission of the Ministry of Education, Arts and Culture or the Publisher.

Production by: Namibia Media Holdings **NMH** NAMIBIA MEDIA HOLDINGS



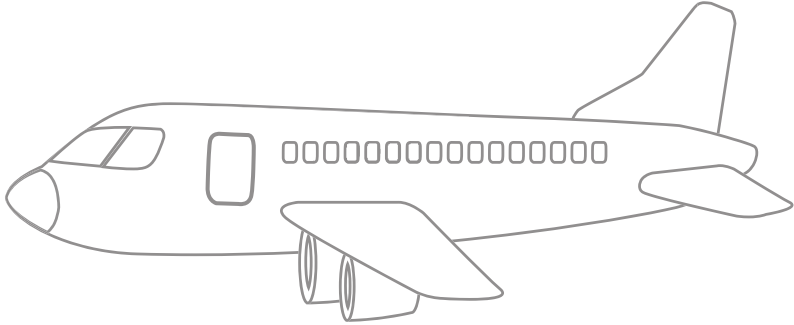

Printing: Newsprint Namibia **newsprint** NAMIBIA

The Ministry of Education, Arts and Culture
www.moe.gov.na



My Community / Nkarapamwe zange

Colour the different types of transport. /
Kwita marudi gomaugendero gokulisigasiga.



Draw any local transport. / Faneka nkenye maugendero
gopankarapamwe/mukunda.

Sivike 21

ntambo zontateko



Draw where the seatbelt should be. Discuss with your teacher or parent why it is important to wear your seatbelt. /

Faneka oku narukara liva rosipundi. Liyonga nomurongi /mitili ndi mukorona, mulyo goku litura liva rosi pundi semetuwa.



Sivike 21

ntambo zontateko

Colour in all the healthy food. / Kwita nondja douhaku nadi nye.




Sivike 21

ntambo zontateko



Draw your favourite food. / Faneka nondja edi wahara.






Draw the occupation you want to become one day./
Faneka eyi ono hara ka kara ezuva limwe.

Sivike 21





ntambo zontateko



Write number 6. / Tjanga nomora 6.



Match each item to the correct group. /
Gwanekedesa yininke oyo noko nombunga dayo.

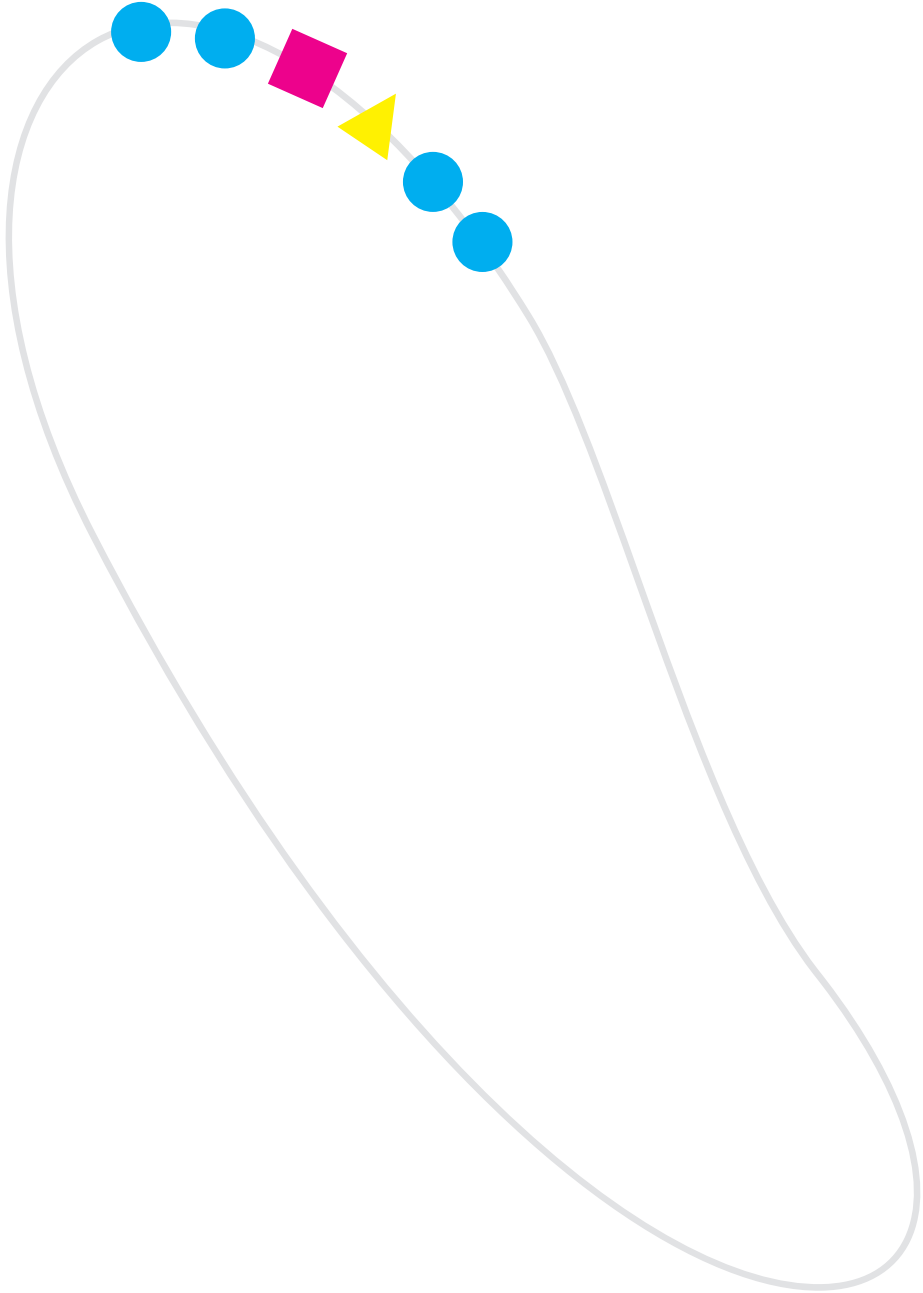


Sivike 21

ntambo zontateko



String beads in the given pattern. /
Hwikira rugodi noyihwi oyo moomu yinalikwamene.




Sivike 21

ntambo zontateko

Draw and colour the bottles to show full, half and empty. /
Faneka ntani kwita makende olikide, kuzura, harufa
ntani lyomahokohoko.

Sivike 21

ntambo zontateko



Circle all the names with same beginning sound./
Dingilika madina nagenye gana kara nomuhagaro goku lifana
ketameko.



Sirongo



Sirenga



Sindimba



Ana

Circle all the number sixes. / Dingilika nonomora dontanzimwe nadyine .



2 4 1 3 6 4
 2 6 3 2 1
 2 4 6 5 6
 5 6 3 2 6
 1 2 5 6 1 6
 6 1 6 4 1 3
 3 4 2 6 5 6

Sivike 21

ntambo zontateko




Identify all brown shoes and circle them. /
Tarurura nonkanku nadiye edi vana kwita sinauvhu
ntani odi dingilike.



Sivike 21

ntambo zontateko

Colour the first and the last persons in the row. /
Kwita muntu gokuhova ntani gokuhuliulira momukweyo.

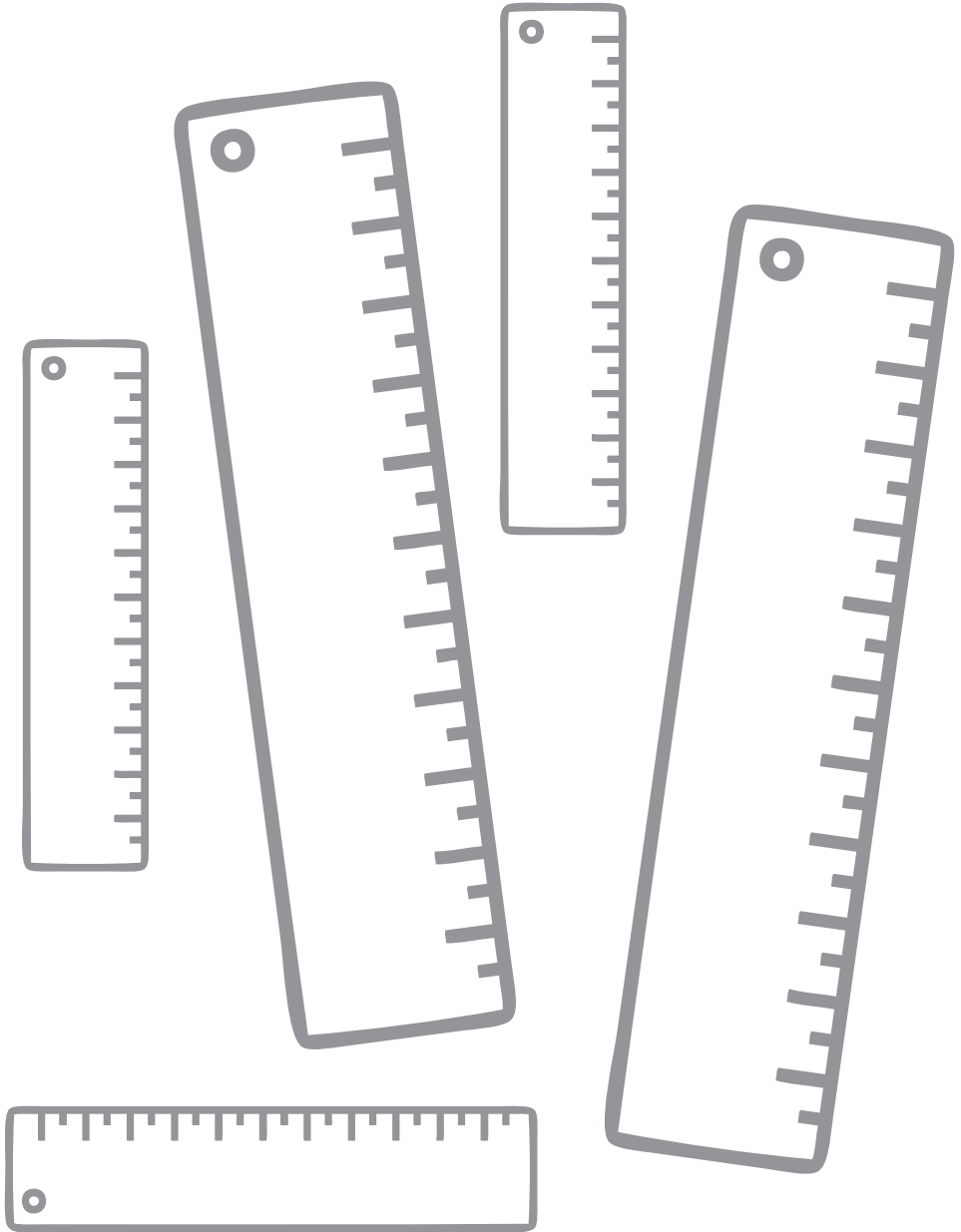


Sivike 21

ntambo zontateko



Colour all short rulers with a brown colour. /
Kwita yitendeso/ yitawiso yoyisupi nayinye noruvara rosiumburau.




Look at the 50c coin and draw it in the space provided. /
Tara ko 50c ntani ozifaneke pevenga eli vava kupe.



sivike 22

ntambo zontateko



Circle all 5c yellow, 10c with red and 50c with brown. /
Dingilika no 5c uhenga, 10c nougeha ntani 50c nosiunevhu.



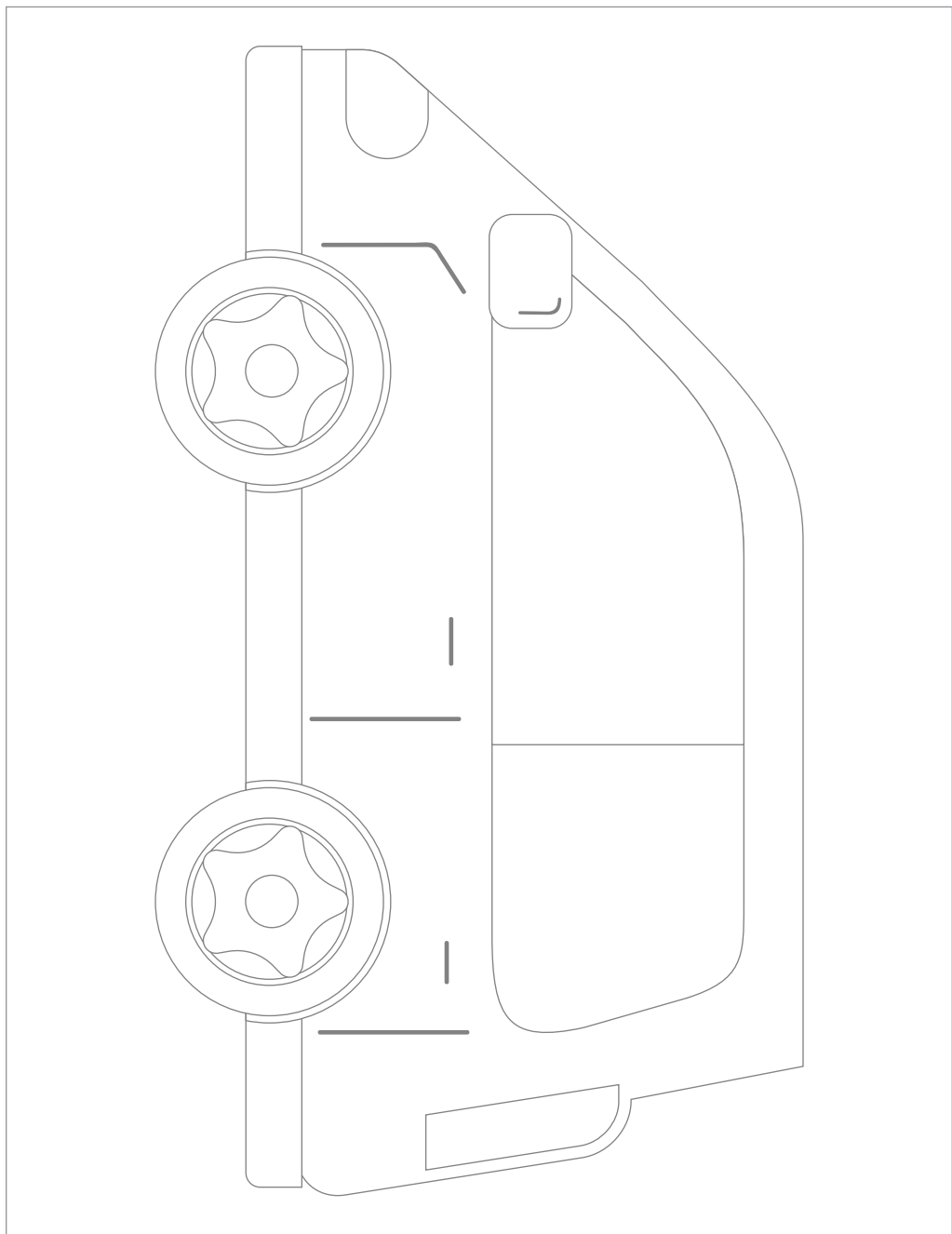
Sivike 22

ntambo zontateko


Use any resources available to make a collage. /
Ruganesa yihepwa nkenye eyi ono kara nayo yipo orumbeke
mosifanekwa.

Sivike 22

ntambo zontateko



Paint the following picture with a colour of your choice./
Payinda efano olyo lina kukwamako no payinda ezi ona
hara nyamoge.



Sivike 22

ntambo zontateko



Draw your traditional attire. / Faneka mudwaro gompozoge.

Sivike 22

ntambo zontateko



Arrange the pictures in a correct sequence. /
Wapayika mafano melikwamo zouhunga.



Sivike 22

ntambo zontateko

Read and colour the flashcards of the different types of food. /
Resa ntani kwita tukarata tonondja dokulisigasiga.



beans / makunde



porridge / rumbororo



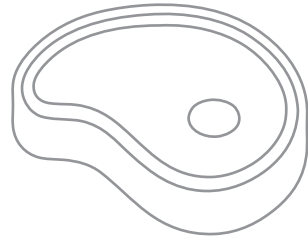
maize / epungu



nuts / nondongo



pumpkin / elyangwa



meat / nyama

Sivike 22

ntambo zontateko

Complete the given patterns. /Manesa nopatorona odo vana kupe.



Sivike 22



ntambo zontateko



Cut out and complete the puzzle. / Teta ntani omanese etwikakano.





Sivike 22

ntambo zontateko



Connect each transport where it's used./
Gwanekedesa nkenye ugendero noku una wapere.




Sivike 22


ntambo zontateko


Count the items in each block and write the correct number. /
Varura yininke mwa nkenye simbangu ntani otjange nomora
zouhunga.


Sivike 22


ntambo zontateko














Success begins with education

Parents will be able to visit the website and watch daily videos or they can subscribe to our Zoshy Telegram channel to receive daily videos. One can also download the PDF version of the book on the website. Also watch our daily show on Active Kids to watch your favourite lessons.



<https://t.me/zoshyonline>



For extra perks!

How does it work?



Easy peasy steps to follow

Register at zoshy

You can save your favourite lessons and find them easier



- Step 1: Find us at www.zoshy.online or scan the QR code
- Step 2: Find your grade and select the year
- Step 3: Choose your language
- Step 4: Choose the week you want to learn out of
- Step 5: Choose lessons from what lessons there are
- Step 6: Download booklet if you do not have it
- Step 7: Watch and follow the teacher as she explains what to do in the book
- Step 8: Follow us on Facebook (Zoshy & Active Kids) to never miss a video
- Step 9: Subscribe to our Zoshy Telegram channel if you want to receive daily updates




www.zoshy.online


In collaboration with the Ministry of Education, Arts and Culture

PRINT


1 Turn the booklet to landscape.




2 Take a ruler & tear the booklet at the top long fold.



3 Fold the booklet in half.



4 The learning journey can start.



STEPS HOW TO TEAR & USE THE BOOKLET



NOVETA DELIPOPERO LYOSITAUURA



Sikama




Narunye wahepa
kusikama
komeho zoku
taguruka sitaura.

Tara



Tara
komaruha
nagenye
nsene kwato
matuwa.

Parakena



Parakena
ozuvhe nsene
ko lili etuwa
lina kara
popepi.



Sikama!
Zende!



Nsene pana kara
norobota (noramba
dokupilisira varugendi
sitaura nomatuwa)
wahepa kundindira pena
vafaneka mugara gosina
mahako pateme komeho
zokugenda otaguruke
sitaura.