


# Ntambondunge 2: Shivike 13 na 14



## Ghukushuki



Ministry of Education,  
Arts and Culture



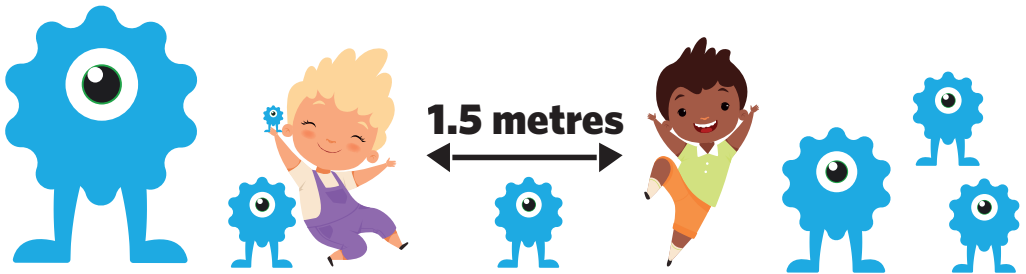
NAMIBIAN  
COMMUNITY TRUST



Capricorn Foundation

unicef   
for every child





- |          |          |          |          |          |
|----------|----------|----------|----------|----------|
| <b>1</b> | <b>2</b> | <b>3</b> | <b>4</b> | <b>5</b> |
|----------|----------|----------|----------|----------|

These numbers indicate which day you can complete each worksheet! But if you want to, you can work ahead and do the rest as well.

**This publication is a collaboration between the Ministry of Education, Arts and Culture and Namibia Media Holdings. This publication is sponsored by the Ministry.**

**Copyright © Ministry of Education, Arts and Culture.** All parts of this publication cannot be reproduced, stored in a retrieval system or transmitted in any form or by any means, electronic, mechanical, photocopying, recording or otherwise without prior permission of the Ministry of Education, Arts and Culture or the Publisher.

**Production by: Namibia Media Holdings**  **NAMIBIA MEDIA HOLDINGS**

**Printing: Newsprint Namibia** 



**The Ministry of Education, Arts and Culture**  
[www.moe.gov.na](http://www.moe.gov.na)



# Ghushwi nkango nankango monayiko

## Ghushwi nkango



Ghundjewa  
ndjewa



Ghukanguki



Kukena



Kughufena



Kukusha



Murora

## nkango monayiko



nawa



ghuwa



kukona



ghuwawa


1. Find the above words in the puzzle and circle it.

K	U	G	H	U	F	E	N	A	E	D	G	N	M	G
U	K	K	E	U	F	G	M	K	U	K	E	N	A	H
K	W	G	Y	N	K	D	E	U	B	N	A	A	N	U
U	F	G	H	U	K	A	N	G	U	K	I	W	O	W
S	I	O	M	A	N	U	E	H	S	N	U	A	M	A
H	A	T	V	S	G	O	M	U	R	O	R	A	L	W
A	K	U	K	U	S	H	A	W	W	U	A	T	R	A
E	R	C	B	H	D	L	O	A	P	A	I	N	A	M
O	M	A	U	G	E	T	A	P	S	O	M	N	U	P
G	H	U	N	D	J	E	W	A	N	D	J	E	W	A



## Phonics – i - words


Build i words with these letters.



Example: sit

_____	_____	_____
_____	_____	_____
_____	_____	_____

How many words did you build? \_\_\_\_\_



# Madina ghanomora

*Tjanga madina ghanomora munkango rutatu.*

1= \_\_\_\_\_

2= \_\_\_\_\_

3= \_\_\_\_\_

4= \_\_\_\_\_

5= \_\_\_\_\_

Shana madina ghanomora munkango mushimbangu.

**6, 7, 8, 9, 10**

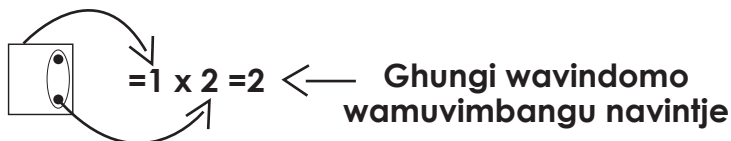
M	N	T	A	M	B	I	R	I
U	A	U	Y	W	A	M	G	U
R	O	N	T	A	N	E	U	A
O	G	U	T	E	N	P	O	U
N	T	A	Y	I	M	W	E	E
G	M	E	H	T	G	A	O	M
O	N	T	A	N	T	A	T	U



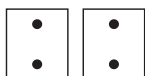
# Maruyendo

## Maruyendo 2 (Tumbunga twa 2)


Shihonena: **nomora yavi mbangu**



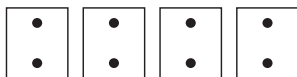
### Vindomo 2 mwakehe shimbangu




$$= \underline{2} \times \underline{2} = \underline{4}$$



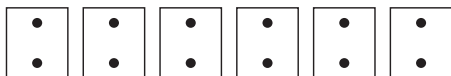
$$= \underline{\quad} \times \underline{\quad} = \underline{\quad}$$




$$= \underline{\quad} \times \underline{\quad} = \underline{\quad}$$



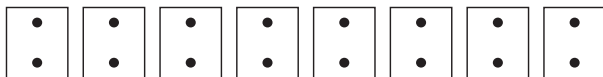
$$= \underline{\quad} \times \underline{\quad} = \underline{\quad}$$




$$= \underline{\quad} \times \underline{\quad} = \underline{\quad}$$



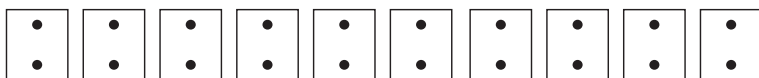
$$= \underline{\quad} \times \underline{\quad} = \underline{\quad}$$



$$= \underline{\quad} \times \underline{\quad} = \underline{\quad}$$



$$= \underline{\quad} \times \underline{\quad} = \underline{\quad}$$



$$= \underline{\quad} \times \underline{\quad} = \underline{\quad}$$



# Vishwishongo fanikito 2

## (vishwi vyamaruha maviri 2D)

Varura marondoro nakufaneka vishwi munda yashimbangu kuntji

1. Faneka Shikovhutatu shashinene mukatji kashimbangu.
2. Faneka nkata munda yashikovhutatu.
3. Faneka shikwambando kuntji yashi kovhutatu.
4. Faneka shikwalighuta kuwiru yashikovhutatu.
5. Faneka shikovhune muhuke yakuwiru yakurulyo.
6. Faneka nkata muhuke yakuntji yakurumontjo.
7. Faneka shikovhutatu shashididi muhuke yakuntji yarulyo
8. Faneka shikwambando muhuke yakuwiru yakurumontjo

Shivike 13

Ntambondunge 2



## Varura Shitimwitira sho kuntji nakukwita ndombwe nkango rughano

Ame kehe pano kukenita rutu rwande

Ame kukusha shipara shande,

kuputja mayegho ghande.

Ame kukamura huki dande

Ame kupara mandwara ghande

nakughateta ghafupipe

Ame kudwata nawa makura nilye ndya dande

Kuna kuyenda ngoli kushure.



Shivike 13

Ntambondunge 2





# Kuvarura

## Varura shitimwitira kuntji nakulimburura mapuro kuntji

### Maghoko ghakukena

Vishoni kwakushanga maghoko ghendi kehe liyuva. Ghuye kwahora kukusha maghoko ghendi. Ghuye kukusha maghoko ghendi namema namurora. Ghuye kuruwana mema ghamapyu namurora. Ghuye kukusha maghoko ghendi musekonde 30. Kunyima yasekonde 30 ghuye kushayeka kukusha mawoko ghendi makura kupata pomba. Ghuye kukuyura maghoko ghendi nahanduka yakukena. Pakupita viri dangandi ghuye kupaturura pomba akushenka mawoko ghendi. Vishoni kwakara namawoko ghakukena shiri. Maghoko ghendi kapighakara nakime. Kime nakuvhurashi kutunga kumaghoko ghendi.

1. Vinke arughanitanga Vishoni mukukusha maghoko ghendi?  
.....
2. Shirugho shakuhura kuninko ghakushanga maghoko ghendi?  
.....
3. Vinke gharuwananga pakumana kukusha maghoko ghendi?  
.....
4. Vinke gharuwanitanga mukukuyura maghoko ghendi?  
.....
5. Vishoni ne ghakara namaghoko ghakukena ndi?  
.....
6. Vishoni ghakara nakime kumaghoko ghendi ndi?  
.....
7. Tjanga kuntji nkango dakupulita?  
.....



# Kumahura maudito

1. Nangura kwaghulitanga mbapira 10 muliyuva. Mbapira dingashi ghaghulitanga mushivike?

---



---

2. Vava kunaghuru dimurora 6 damurutu kumukosho wa N\$3 mwayimwe. Ghuye kuna futu na N\$20. Varura ashi tjindji yavingashi ghawana vava?

---



---

3. Shikongo kwayowananga mumema gha litera 4 muliyuva. Litera ngashi aruwanitanga mumayuva 5.

---



---

4. Mushipakote munakara vivashi 20. Vivashi 13 vavirughanita kare. Vivashi vingashi vana huparomo?

---



---

5. Nane ana nguliri vikoverero 5. Kehe shikoverero kuna kosho N\$10. Vimaliva vingashi vana rughanita Vanane?

---



# Dimushagharo

## 1. Gaghununa nkango dino kutwatwara mudimushagharo

Shihonena: Ghukanguki = Ghu- ka- ngu-ki

Mema = \_\_\_\_\_

Ghuwa = \_\_\_\_\_

Murora wahuki = \_\_\_\_\_

Shivashi = \_\_\_\_\_

Ronamwe = \_\_\_\_\_

Kushepita = \_\_\_\_\_

Nkundu = \_\_\_\_\_

## Dimushagharo ngashi

4

\_\_\_\_\_

\_\_\_\_\_

\_\_\_\_\_

\_\_\_\_\_

\_\_\_\_\_

\_\_\_\_\_

\_\_\_\_\_

## 2. Tjanga nkango mbiri danaghumoye ghudi ndemba ghure.

a) \_\_\_\_\_ = \_\_\_\_\_

b) \_\_\_\_\_ = \_\_\_\_\_

## Dimushagharo ngashi


\_\_\_\_\_

\_\_\_\_\_



# Kutjanga kwaghunkurungu

Tjanga ntanto 6 ghughambe ashi weni wakenitanga rutu roghe



Shivike 13

Ntambondunge 2

---



---



---



---



---



---



---



---



---



---



---







---



# Kuvataghuka kuvara

Yudamo nomora odo dinapiromo



Shivike 13

Ntambondunge 2

# Vivarero

## Vingi navisheshu



Yingipita



sheshupita

7 8 9 10 11 12 13 14 15 16 17

### Rughanita mutunda wanomora nakumanita ovyo kuntji

Yingipita 1 na 4 = \_\_\_\_\_

yingipita 9 na 2 = \_\_\_\_\_

Sheshupita 6 na 1 = \_\_\_\_\_

yingipita 13 na 1 = \_\_\_\_\_

Yingipita 5 na 2 = \_\_\_\_\_

sheshupita 15 na 2 = \_\_\_\_\_

Yingipita 7 na 3 = \_\_\_\_\_

yingipita 13 na 3 = \_\_\_\_\_

Sheshupita 4 na 2 = \_\_\_\_\_

sheshupita 13 na 3 = \_\_\_\_\_

Sheshupita 12 na 3 = \_\_\_\_\_

sheshupita 17 na 4 = \_\_\_\_\_

### Yudamo: yididi/ yinene

4 \_\_\_\_\_ ku 5

10 \_\_\_\_\_ ku 20

8 \_\_\_\_\_ ku 6

16 \_\_\_\_\_ ku 15

7 \_\_\_\_\_ ku 1

2 \_\_\_\_\_ ku 10



# Vimaliva



Visenda  
vitano



visenda  
murongo



visenda  
rontano



Dora  
yimwe



dora ntano



dora murongo  
yalifo



Dora rombili  
yalifo

**Tjanga ashi vimaliva vingashi:**

- a)  $5c + 5c = \underline{\hspace{2cm}} c$
- b)  $10c + 10c + 10c + 10c + 10c = \underline{\hspace{2cm}} c$
- c)  $50c + 50c = \underline{\hspace{2cm}} c$
- d)  $N\$ 5 + N\$ 5 = N\$ \underline{\hspace{2cm}}$
- e)  $N\$ 10 + N\$ 10 = N\$ \underline{\hspace{2cm}}$
- f)  $N\$ 10 + N\$ 10 + N\$ 5 = N\$ \underline{\hspace{2cm}}$



## 2 and 3 letter words

1. Identify 2 letter words and write them down on the lines below.

sat	an	up	ox	fix	in	pot
us	den	bus	as	egg		

\_\_\_\_\_

\_\_\_\_\_

2. Add a letter to make a 3 letter word.

Example: it = pit

ot = \_\_\_\_\_

is = \_\_\_\_\_

un = \_\_\_\_\_

in = \_\_\_\_\_

op = \_\_\_\_\_

ip = \_\_\_\_\_

en = \_\_\_\_\_

ig = \_\_\_\_\_

at = \_\_\_\_\_

ix = \_\_\_\_\_





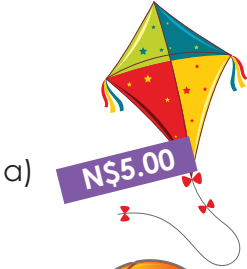
# Vimaliva

1. Dimburura nakutjanga maliva ghavitenda:



.....

2. Varura tjindji yavimaliva ntjene aghufutu na N\$10



a)

N\$5.00

$$N\$10,00 - N\$5,00 = N\$5,00$$



b)

N\$4.00

.....



c)

N\$9.00

.....



d)

N\$2.00

.....



e)

N\$10.00

.....



# Yudamo nomora odo dinapiromo

101	102				106	107	108	109	110
111		113	114	115	116	117			
121	122	123		125	126		128	129	130
131		133		135		137			140
141	142			145	146			149	150
151		153	154	155		157	158	159	160
161	162		164	165	166				170
171		173	174			177	178	179	
	182	183		185		187	188	189	190
191		193	194	195					200

Kwita ndombwe yashinalihenga nomorashetakano nadintje damukatji ka 101 na 140


Kwita ndombwe yashinamahako nomoradiroshetakano nadintje kutundilira pa 150 dogoro 170

# Ghushwi nkango na nkango monayiko

Wapeka ndanda ghuruwane nkango

Shihonena: wana = nawa

1. n a k o u k = \_\_\_\_\_
2. m a u t i k = \_\_\_\_\_
3. e w m y n i a t = \_\_\_\_\_
4. r a e = \_\_\_\_\_
5. n a a w = \_\_\_\_\_
6. a u r o m r = \_\_\_\_\_
7. a t u k k e i n = \_\_\_\_\_





HIV ne kambumburu, AIDS ne lihamba lyakudipagha  
Lyalyo kapi lyahangura, kudipagha vanuke navakondi nka  
Vanuke vamwe kuvatura vakare vantiwe  
Vanuke yira nove name



Vakurona vawo vafa ku HIV  
Vanuke vavashuva pentjavo  
Kuvaghupa vavarere vantu vapeke  
Nakudirukira mumandi ghapeke



Evi nahoro ghunduwanene ne  
Ghunkwate maghoko maviri nakuntambura  
Ame kuna horo tupu shihoro shoye

Varura nakudekera ntanto kuntji makura ghuyitjange mudimutunda  
a) HIV ne kambumburu.

HIV ne kambumburu.

b) AIDS ne lihamba.

AIDS ne lihamba.

c) Washa kwata honde yande.

Washa kwata honde yande.



# Ndanda dadinene nashitwa

Hh

li

Jj

Mm

Ss

Nn

## Turamo ndanda dadinene navitwa

1. ame lidina lyande ne mudi =

---

2. ame kwagwanitanga mumwedi wankurukudumo =

---

3. ame kwantjampurukire mumandaha =

---

4. atwe kwatunga mu rundu =

---

5. kufu ntjo shinema nahora po =

---



# Kupakapo

Ghayara nawa kumeho yakutjanga lilimbururo lyoye

•  $33 + 5 = \dots\dots\dots$   $53 + 3 = \dots\dots\dots$

•  $27 + 2 = \dots\dots\dots$   $82 + 6 = \dots\dots\dots$

•  $15 + 2 = \dots\dots\dots$   $91 + 3 = \dots\dots\dots$

•  $40 + 7 = \dots\dots\dots$   $11 + 5 = \dots\dots\dots$

•  $61 + 5 = \dots\dots\dots$   $74 + 1 = \dots\dots\dots$

Shivike 14

Ntambondunge 2



## Beginning sounds

Change the beginning sound to make a new word.

Say **d**ish

change the first sound to **f**  
what am I?



.....

Say **b**un

change the first sound to **s**  
What am I?



.....

Say **p**ig

change the first sound to **d**  
What am I?



.....

Say **c**at

change the first sound to **b**  
What am I?



.....

Say **F**ox

change the first sound to **b**  
What am I?



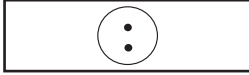
.....



# Maruyendo gha 2 nakutura mutumbunga

Faneka tumbunga nakuyudamo lilimbururo

Shihonena:



$$1 \times 2 = 2$$

$$3 \times 2 = \underline{\hspace{2cm}}$$

$$5 \times 2 = \underline{\hspace{2cm}}$$

$$7 \times 2 = \underline{\hspace{2cm}}$$

$$9 \times 2 = \underline{\hspace{2cm}}$$



$$2 \times 2 = 4$$

$$4 \times 2 = \underline{\hspace{2cm}}$$

$$6 \times 2 = \underline{\hspace{2cm}}$$

$$8 \times 2 = \underline{\hspace{2cm}}$$


$$10 \times 2 = \underline{\hspace{2cm}}$$





# Ghukalimo

Litera 1 kushetakana na nkinda 4



1l = nkinda 4

Kughupa vyavingi ndi vyavisheshu kupitakana litera 1. Dingilika lirimbururo lyaguhunga.



Vingi ndi visheshu



Vingi ndi visheshu



Vingi ndi visheshu



Vingi ndi visheshu

Shivike 14

Ntambondunge 2

# Nkango rughano

Kenga pamafano nakutemununa ovyo vanakurughana.



Kuduku



kuyowana



Kukuputja



kutereka



kukusha huki



Kuyimba nakudana



kuronda  
pashirondero

# Kughupamo nomora dapamurongo

Kenga vivarero kuntji.

Tenga ghurameke lilimburo lyaguhunga pashivarero.

60-40=

80-40=

30-10=

90-20=

80-50=

70-40=

90-90=

70-10=

70-20=

80-30=

Shivike 14

Ntambondunge 2



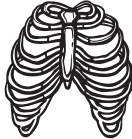








# Ending sounds

Read:

Look at the picture and write the new word:

put		pup
rod		.....
rip		.....
bay		.....
pop		.....
bib		.....
hug		.....

Shivike 14

Ntambondunge 2



# Shimbangu sha nkango

Ruwanita kehe nkango mukumanita ntanto



Shiputjito



shiputjito  
shamayegho



Murora  
wahuki



murora  
wamurutu



Shikamure



shakupalita  
mandwara



handuka

1. Ame kuputjita mayegho ghande na \_\_\_\_\_.
2. Ame kukukusha kushipara nashivashi na \_\_\_\_\_.
3. Ame kuruwanita \_\_\_\_\_ mukukusha huki dande.
4. Ame kukuyura rutu rwande na \_\_\_\_\_.
5. Ame kukenita mandwara ghande nashiputjito shamandwara na \_\_\_\_\_.

# Success begins with education

Parents will be able to visit the website and watch daily videos or they can subscribe to our Zoshy Telegram channel to receive daily videos. One can also download the PDF version of the book on the website. Also watch our daily show on Active Kids to watch your favourite lessons.



<https://t.me/zoshyonline>



**For extra perks!**

ONLINE

**How does it work?**



## Easy peasy steps to follow

## Register at zoshy

You can save your favourite lessons and find them easier



- Step 1: Find us at [www.zoshy.online](http://www.zoshy.online) or scan the QR code
- Step 2: Find your grade and select the year
- Step 3: Choose your language
- Step 4: Choose the week you want to learn out of
- Step 5: Choose lessons from what lessons there are
- Step 6: Download booklet if you do not have it
- Step 7: Watch and follow the teacher as she explains what to do in the book
- Step 8: Follow us on Facebook (Zoshy & Active Kids ) to never miss a video
- Step 9: Subscribe to our Zoshy Telegram channel if you want to receive daily updates




[www.zoshy.online](http://www.zoshy.online)


In collaboration with the Ministry of Education, Arts and Culture

**PRINT**


**1** Turn the booklet to landscape.




**2** Take a ruler & tear the booklet at the top long fold.



**3** Fold the booklet in half.



**4** The learning journey can start.



**STEPS**  
HOW TO TEAR & USE  
THE BOOKLET





# GET TO KNOW YOUR TEACHERS!

## MEET OUR RUMANYO TRANSLATORS



**Maria Shinkeva**



**Emilie Shinkeva**

Atwe tuna hafa morwa vanuke weno kuvura kukushonga murumanyo vinike ovyo vana kuwana maghokoghoko ntani kuna kuvivayitira papepi.

### Get to know more about another Namibian language!

This week we will be learning about *Khoekhoegowab*.

Did you know?

- Khoekhoegowab has 4 clicks, namely !, |, || and †.
- It is spoken in Namibia, Botswana and South Africa.
- There are about 200 000 people in Namibia that speaks Khoekhoegowab.
- Regions in Namibia where it is mostly spoken include; **Kunene, Khomas, Hardap, Omaheke, Otjizondjupa and Oshikoto.**

### Take part in our competition of the week!

You stand a chance to

# WIN N\$ 100

What have you enjoyed about the My Zone school books and online school? Whatsapp your answer with the following:

**+264 81 850 3609**

**Name & Surname, Grade, School and picture of you holding one of our books.**

