

Pre-primary: Week 19 & 20 / Ntambo zetateko: Sivike 19 no 20

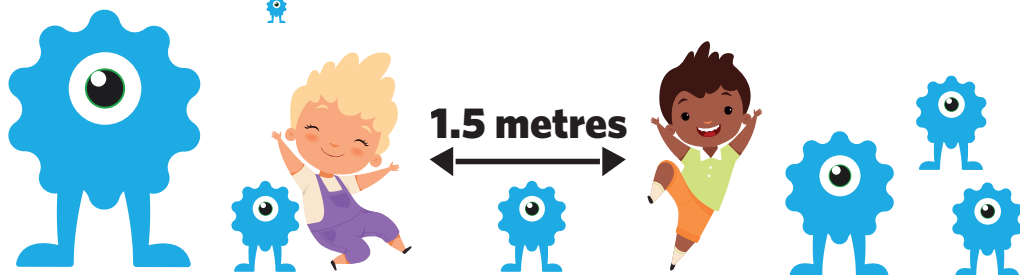
5-6 years/ Nomvhura 5-6

English / Rukwangali

Draw yourself in your school uniform. /
Lifaneka nyamoge momudwaro goge gosure.

My Community/Nkarapamwe zange





These numbers indicate which day you can complete each worksheet! But if you want to, you can work ahead and do the rest as well.

This publication is a collaboration between the Ministry of Education, Arts and Culture and Namibia Media Holdings. This publication is sponsored by the Ministry.

Copyright © Ministry of Education, Arts and Culture. All parts of this publication cannot be reproduced, stored in a retrieval system or transmitted in any form or by any means, electronic, mechanical, photocopying, recording or otherwise without prior permission of the Ministry of Education, Arts and Culture or the Publisher.

Production by: Namibia Media Holdings **NMH** NAMIBIA MEDIA HOLDINGS

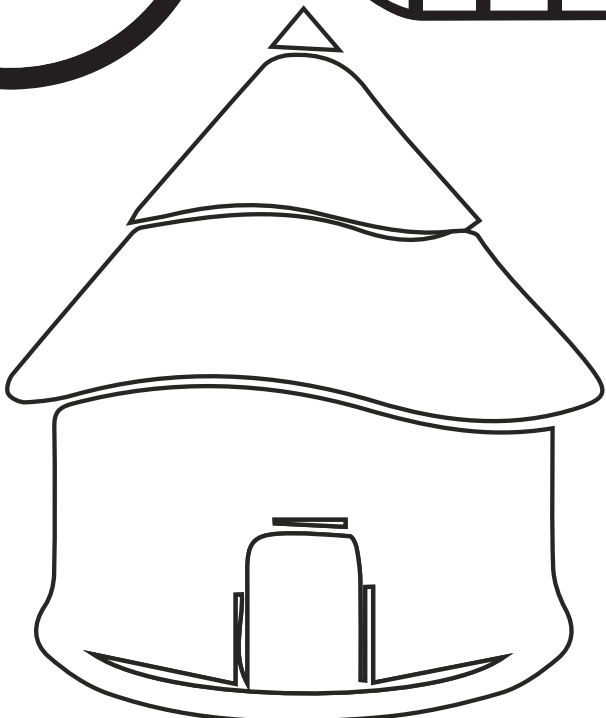

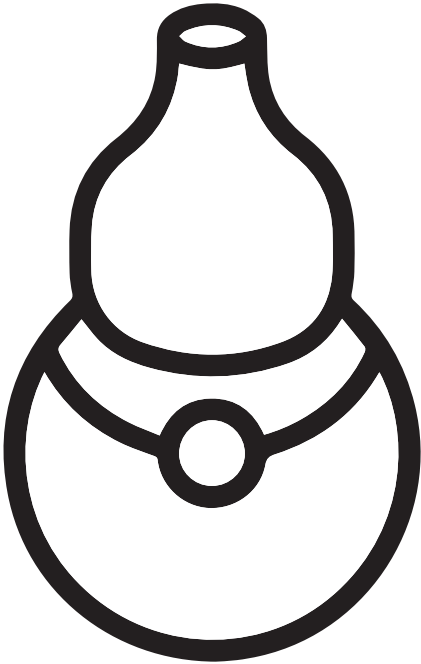
Printing: Newsprint Namibia **newsprint** NAMIBIA

The Ministry of Education, Arts and Culture
www.moe.gov.na



My Community/ Nkarapamwe zange

Colour the picture with a colour of your choice. /
Kwita mo mafano noruvara oru ono hara nyamoge.



Sivike 19



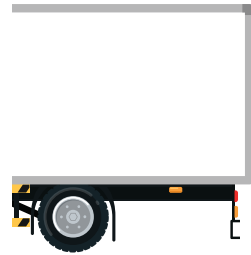

ntambo zontateko

Draw your favourite type of transport. /
Faneka ugendero woge wahara po unene.

Sivike 19

ntambo zontateko


Connect one part of the transport to the other part. /
Gwanekedesa ruha rougendero koruha rukwawo.



Count the items in each row and write the correct number. /
Varura yininke mwankenye mutete ntani otjange nomora zouhungal.












Sivike 19


ntambo zontateko



Circle the items which can make a loud sound. /
Dingilika yininke eyi ayi hagara unene.



Write number 1 and 2 inside the circle and 3 and 4 outside the circle. /
Tjanga nomora 1 no 2 monda zo sikwamusere ntani 3 no 4 ponze
zosikwamusere.



Sivike 19

ntambo zontateko

Cross (X) out all items which are heavy.
/ Dishura (X) yininke nayinye youdigu / yomukumo.



Sivike 19

ntambo zontateko

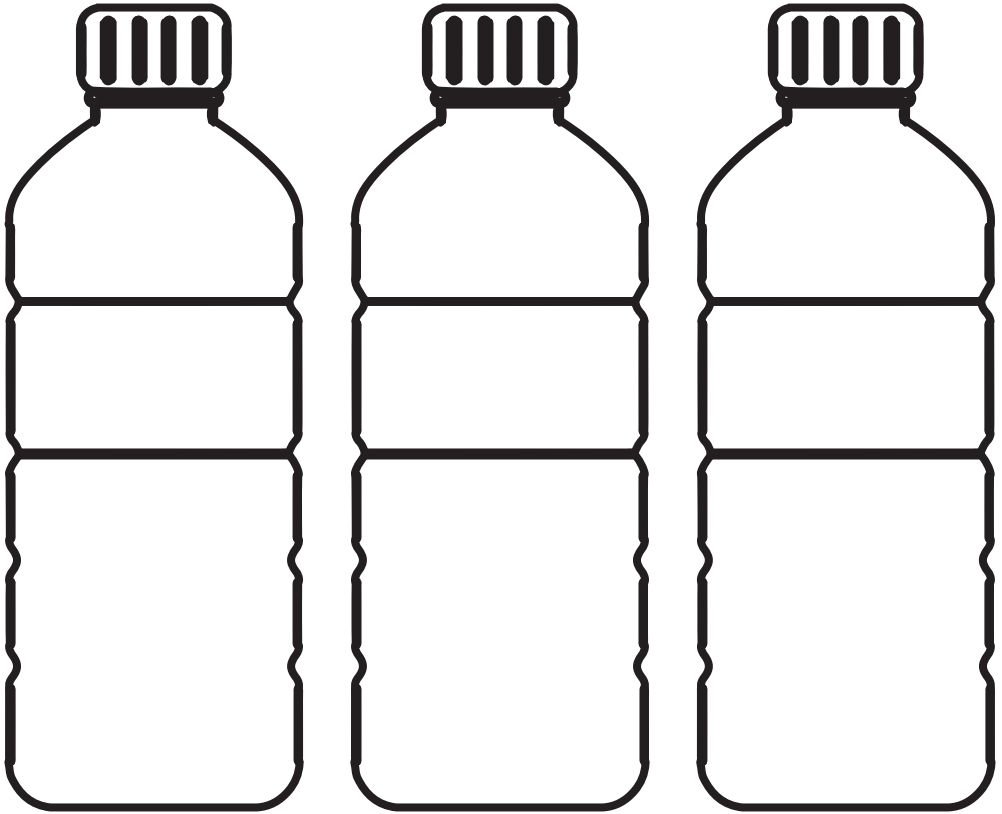
Draw a square on the right side of a child and a circle on the left. /
 Faneka sikwambando korulyo romunona ogo ntani sikwamusere
 korumoho rwendi.

Sivike 19

ntambo zontateko




Colour bottles to show the concept of full, half and empty. /
Kwita moyindini oyo , olikide zokuzura, zoharufa ntani zomporongwa.



Sivike 19

ntambo zontateko

Imitate different facial expression on the cards. /
Temwine malizuvo goyipara oyo poyikarata.




Sivike 19

ntambo zontateko



Dip fingers in paint and create your own patterns on the hat. /
 Dova nonyara doge mo payinda ntani otunge patorona
 zanyamoge pe mbare olyo.



Fill in the missing numbers. / Zwidamo nonomara dina dilimo.

1

3

4

5


8

Sivike 19

ntambo zontateko



Trace number 6. / Kwama nomora 6.



Sivike 19

ntambo zontateko



Match professionals with the correct item./
Hetakanesa yirugana oyo noyiruganeso youhunga .

Sivike 19

ntambo zontateko



Colour in the Namibian flag. / Kwita merembe lya Namibia.



Identify the clinic and the church
in the picture by marking them with a cross. /
Dimburura sipangero no ngereka pomafano ogo, ove oga ture
sindimbwiliso so sikuruse (x)



sitasi so
kudimisa
mundira



sipangero




sure

Sivike 20

ntambo zontateko


Complete the picture. / Manesa efano.



Sivike 20


ntambo zontateko

Colour the set of six (6). / Kwita mo muzumo go ntazimwe (6).



Sivike 20

ntambo zontateko



Look at the professional people,
 number them 1,2,3,4,5 from the shortest to the tallest. /
 Tara vakonekiyirugana ,Tjanga nomora 1,2,3,4,5 kutundilira
 kogu gomusupi dogoro kogu gomure.



Sivike 20

ntambo zontateko

Match clothes to the correct owners. /
Gwanekedesa mudwaro kefano kogu guna wapere/ kogu gouhunga.



Sivike 20

ntambo zontateko



Draw what you want to become one day. /
Faneka kweyi ono hara kakara ezuva limwe.

Cut out 2 types of transports in magazines or newspapers
and paste on this page. /
Tenga maugendero go kulisiga gavali , mosayitunga
ndi mekurante.

Sivike 20

ntambo zontateko



Play the picture card game.

- Cut out the pictures and play the game with the teacher or a parents/siblings
- Place the cards in the middle facing down.
- One person turns one card at the time and the next person says the occupation or transport on the card.




Dana sidanauka somafano poyikarata

Tenga mafano ntani odane sidanauka nomurongi ndi mukurona novakuru / vambyawoge.





Tura yikarata pokatji oyisurameke. Gumwe tafikura sikarata posiruwo , gumwe tatanta asi yirugana ndi ugendero posikarata.

Sivike 20

ntambo zontateko



Colour in the 6 types of transport. / Kwita mo maugendero 6 gokulisiga-siga.



Sivike 20

ntambo zontateko

Draw your own pattern. / Faneka patorona zanyamoge.

Sivike 20

ntambo zontateko

Complete a puzzle of 12 pieces. / Manesa yinungakana yomaruha 12.



Sivike 20

ntambo zontateko

Success begins with education

Parents will be able to visit the website and watch daily videos or they can subscribe to our Zoshy Telegram channel to receive daily videos. One can also download the PDF version of the book on the website. Also watch our daily show on Active Kids to watch your favourite lessons.



<https://t.me/zoshyonline>



ONLINE

For extra perks!

How does it work?



Easy peasy steps to follow

Register at zoshy

You can save your favourite lessons and find them easier



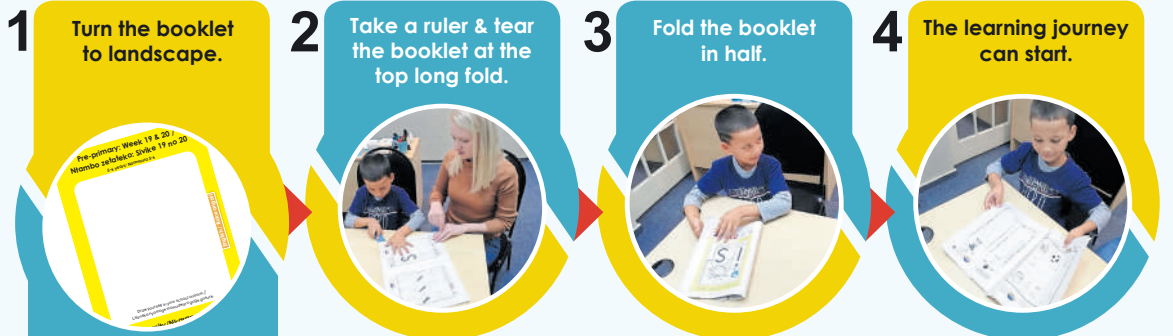
- Step 1: Find us at www.zoshy.online or scan the QR code
- Step 2: Find your grade and select the year
- Step 3: Choose your language
- Step 4: Choose the week you want to learn out of
- Step 5: Choose lessons from what lessons there are
- Step 6: Download booklet if you do not have it
- Step 7: Watch and follow the teacher as she explains what to do in the book
- Step 8: Follow us on Facebook (Zoshy & Active Kids) to never miss a video
- Step 9: Subscribe to our Zoshy Telegram channel if you want to receive daily updates



www.zoshy.online

In collaboration with the Ministry of Education, Arts and Culture

PRINT



STEPS

HOW TO TEAR & USE THE BOOKLET



Ngapi omu nokara

EPENDA

Kunga ndi gamena vakweni,
ntani likunga nyaamoge



Mapenda nagenye

kudwara yinkumantere

