

Pre-primary: Week 17 & 18 / Ngcara dho kwishi: Thivike 17 & 18

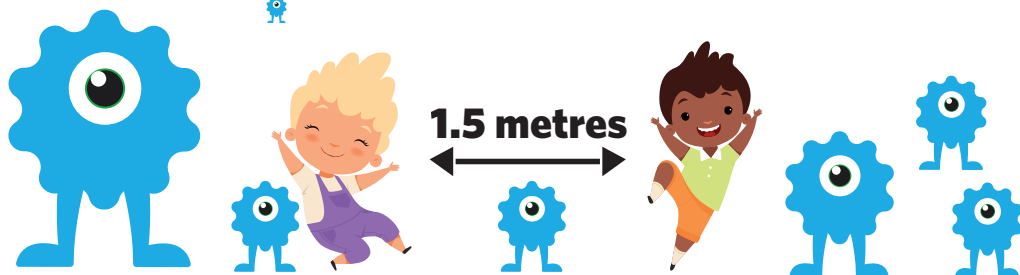
5-6 years / myaka 5-6

English / Thimbukushu

Draw yourself in your school uniform. /
Kufaneke gho thinda muyitere yoshure.

My School / Shure dhang





These numbers indicate which day you can complete each worksheet! But if you want to, you can work ahead and do the rest as well.

This publication is a collaboration between the Ministry of Education, Arts and Culture and Namibia Media Holdings. This publication is sponsored by the Ministry.

Copyright © Ministry of Education, Arts and Culture. All parts of this publication cannot be reproduced, stored in a retrieval system or transmitted in any form or by any means, electronic, mechanical, photocopying, recording or otherwise without prior permission of the Ministry of Education, Arts and Culture or the Publisher.

Production by: Namibia Media Holdings **NMH** NAMIBIA MEDIA HOLDINGS

Printing: Newsprint Namibia **newsprint** NAMIBIA

The Ministry of Education, Arts and Culture
www.moe.gov.na



My School/ Shure dhange

Identify names with same beginning sounds and circle them. /
Nongonone no dhingumutwedhe mena gho yighuka yokukupitura
kumatangelo.



Titus



Anna



Tim



Tory




Mark with a cross (x) all the missing objects in the second picture. /
Funde no thikurushe muyinu yoyihe eyi yina pirimo muthiperende tho
ghuwadi.

Thivike 17

Ngcara dhokwishi



Cut out the pictures and paste them in the correct order. /
Tete yiperende no yirameke mumuhingo gho ghuhunga.




Thivike 17


Ngcara dhokwishi



Trace the patterns. / Temunune murembo.



Thivike 17



Ngcara dhokwishi



Draw a big circle. Then draw a small square in the circle. /
Faneke ñata dho dhikuru no faneke mashongane mwishi dho ñata.

Thivike 17

Ngcara dhokwishi

Circle anything orange in the picture./
Dhingumutwedhe kehe yiperende yo thina dighumi.



Thivike 17

Ngcara dhokwishi

Complete the number pattern. / Manithe murembo gho manomora.

5, 4, 3, 2, 1

5, 4, __, __, __

1, 2, 3, 4, 3

___ / ___ / ___ / ___ / ___

3, 2, 5, 2, 3

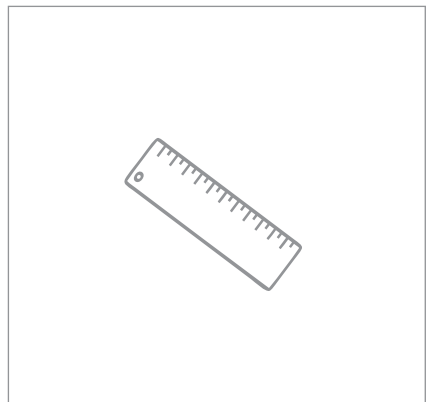
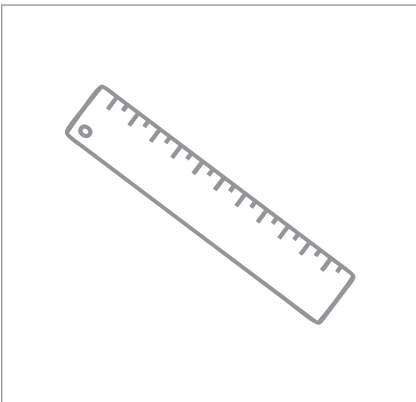
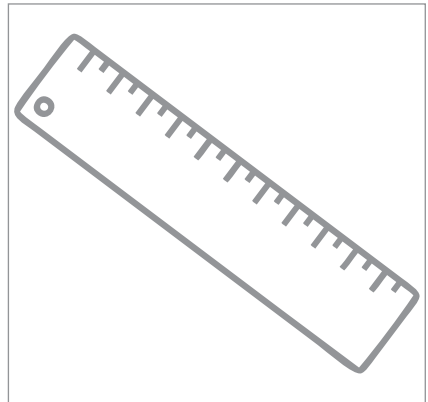
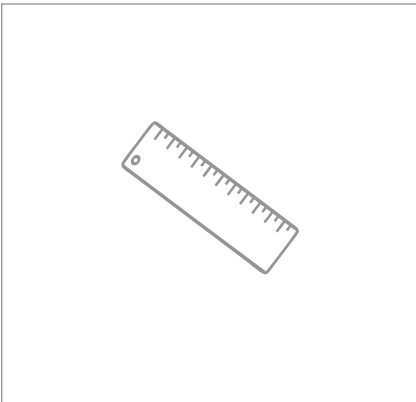
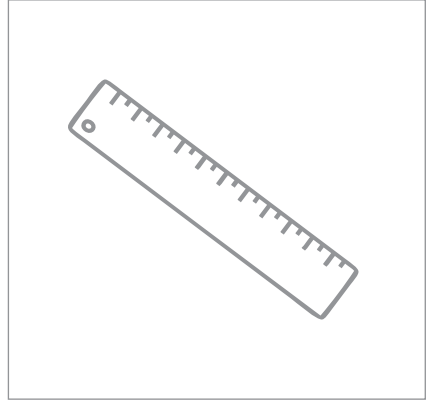
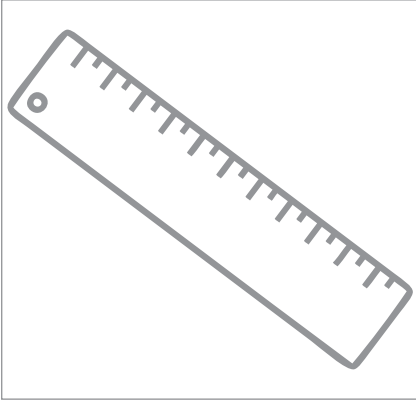
___ / ___ / ___ / ___ / ___

Thivike 17

Ngcara dhokwishi





Match the objects with the same length using lines. /
Rikanyithe yinu no kehe thino tho kukurikanya kughure, rughanithe
thipayuritho thomanomora.



Thivike 17

Ngcara dhokwishi

Spot the objects which are near and circle them. /
Nomene yinu eyi yidi popepi noyi dhingumutwedhe.





Thivike 17

Ngcara dhokwishi



Cut out the glasses and paste them from full to empty. /
 Tete no shwayithemo makopi gho makende no gharameke kutunderera
 kogha ghana yara kate kogha ghadi muporongwa.



Thivike 17

Ngcara dhokwishi





Circle all the number 5's. /
Dhingumutwedhe manomora ghomaheya gho 5.

2 4 1 3 4
 2 3 5 2 1
 5 4 3 1 4
 2 5 3 2
 1 5 3 1
 1 4 3
 3 4 2 5


Thivike 17

Ngcara dhokwishi


Trace the dotted triangle. / Temunune tundjoto to mashonga hatu.

Thivike 17


Ngcara dhokwishi



Draw a triangle. / Faneke mashongahatu.



Colour all the triangles with an orange colour, all circles with a blue colour and all squares with yellow colour. / Kunye mashonga hatu no thirombo tho thina dighumi, ñata no thirombo tho thina diwiru, mashongane no thirombo tho thina dihenga.



Thivike 18

Ngcara dhokwishi



Mime what is shown in the picture. /
Temunune eyi hana neghedha pa yiperende.







Thivike 18



Ngcara dhokwishi




Circle all clothes for cold weather. / Dhingumutwedhe yitere yoku vata pathivaka tho ghutenda.



Thivike 18

Ngcara dhokwishi

Identify with a cross (X) the correct picture when crossing the road. /
Nongonone mukuturapo (X) pathiperende tho ghuhunga
pakutjinaghana pathitavura.



Thivike 18

Ngcara dhokwishi

Circle all the 10c. / Dhingumutwedhe ma 10c ghomaheya.




Thivike 18

Ngcara dhokwishi



Draw any two classroom objects, talk about them with the teacher or parent./ Faneke kehe yinu yiwadi yo kuwana mungonda dhomakuhongero, ghambe yokuhatera kukwayo na mitiri ghoye endi namukuru ghoye.




Thivike 18

Ngccara dhokwishi

Colour the stop sign with a red crayon. / Kunye thidimukitho thokwimanena no thirombo thothikihu.

Thivike 18

Ngcara dhokwishi




4

Match the number to the correct set. / Rikanyithe nomora dhoghuhunga kudipando dyoghuhunga


4




3




1



5




2



Thivike 18

Ngcara dhokwishi

Complete the following pattern: / Manithe murembo ghu ghuna
kurandako:



Thivike 18

Ngcara dhokwishi



Cut and paste the objects below on their matching number in the picture. / Tete no rameke thinu thi pamuve kunomora edhi dhina kukuwa no thiperende tho ghuhunga.








Thivike 18

Ngcara dhokwishi



Trace the words and match the it to pictures. /
Temunune mañando no gharikanyithe kuthiperende.



ruler /
thipayuritho
thomanomora

chalkboard /
dikwere

table /
tishi

chair /
thipura

children /
hanuke

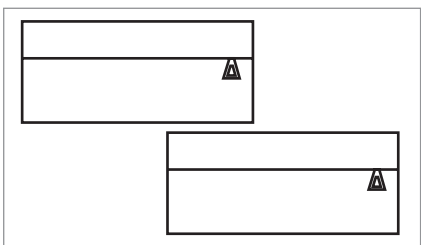
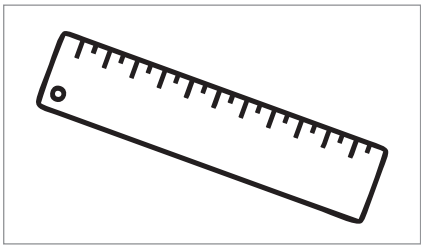

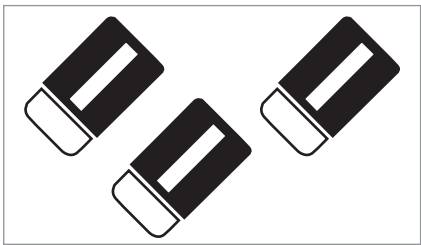
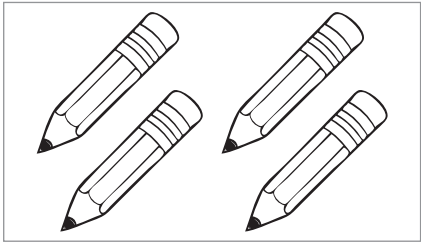
Thivike 18

Ngcara dhokwishi

Count the objects and write the correct number. /
Tare yinu no tjange nomora dhoghuhunga.

Thivike 18

Ngcara dhokwishi



Success begins with education

Parents will be able to visit the website and watch daily videos or they can subscribe to our Zoshy Telegram channel to receive daily videos. One can also download the PDF version of the book on the website. Also watch our daily show on Active Kids to watch your favourite lessons.



<https://t.me/zoshyonline>



ONLINE

For extra perks!

How does it work?



Easy peasy steps to follow

Register at zoshy

You can save your favourite lessons and find them easier



- Step 1: Find us at www.zoshy.online or scan the QR code
- Step 2: Find your grade and select the year
- Step 3: Choose your language
- Step 4: Choose the week you want to learn out of
- Step 5: Choose lessons from what lessons there are
- Step 6: Download booklet if you do not have it
- Step 7: Watch and follow the teacher as she explains what to do in the book
- Step 8: Follow us on Facebook (Zoshy & Active Kids) to never miss a video
- Step 9: Subscribe to our Zoshy Telegram channel if you want to receive daily updates



www.zoshy.online

In collaboration with the Ministry of Education, Arts and Culture

PRINT

1

Turn the booklet to landscape.

2

Take a ruler & tear the booklet at the top long fold.

3

Fold the booklet in half.

4

The learning journey can start.

STEPS

HOW TO TEAR & USE THE BOOKLET



Ngepi ghokukara DIPENDA

Ghamwene hamwe,
kughamwene ghothinda



Mapenda ghomahe

kuvata yimumu yagho

