

# Pre-primary: Week 19 & 20 / Ondondo yombutiro: Otjivike 19&20

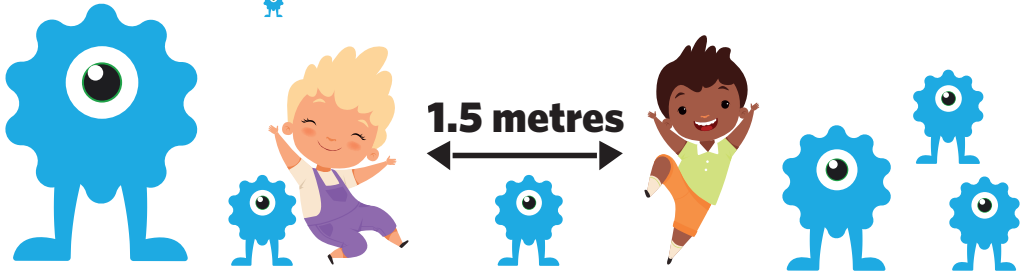
5-6 years / ozombura 5-6

English / Otjherero

Draw yourself in your school uniform. /  
Riperenda omuini nomuzaro wosikore.

## My Community/





These numbers indicate which day you can complete each worksheet! But if you want to, you can work ahead and do the rest as well.

**This publication is a collaboration between the Ministry of Education, Arts and Culture and Namibia Media Holdings. This publication is sponsored by the Ministry.**

**Copyright © Ministry of Education, Arts and Culture.** All parts of this publication cannot be reproduced, stored in a retrieval system or transmitted in any form or by any means, electronic, mechanical, photocopying, recording or otherwise without prior permission of the Ministry of Education, Arts and Culture or the Publisher.

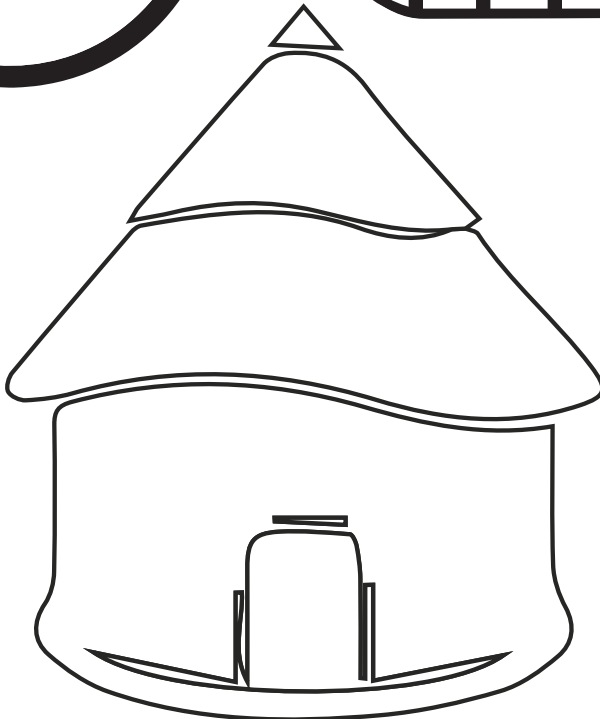

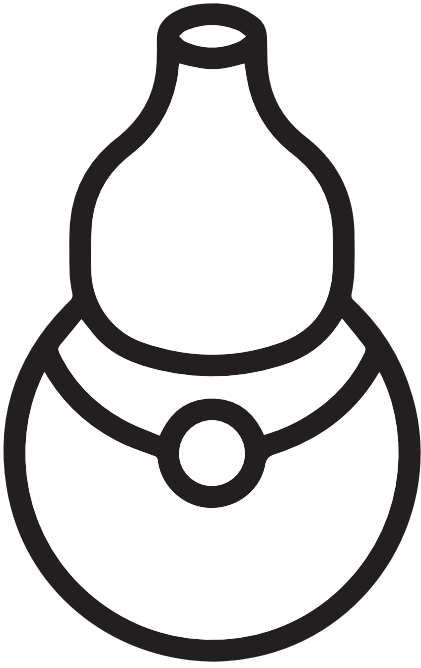
Production by: Namibia Media Holdings **NMH** NAMIBIA MEDIA HOLDINGS

Printing: Newsprint Namibia **newsprint** NAMIBIA



# My Community/ Otjiwana tjandje

Colour the picture with a colour of your choice. /  
Hwaa otjiperendero notjivara tjondjero yoye.



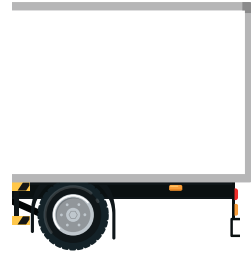



Draw your favourite type of transport. /  
Perenda otjitoore tji wa suvera.

Otjivike 19

Ondondo yombuifiro

Connect one part of the transport to the other part. /  
Hondja orupa rumwe rotjitoore ku norupa rarwe.





Otiyike 19

Ondondo yombutiro

Count the items in each row and write the correct number. /  
 Vara oviṅa nu u tjange otjivarero otjisemba mokapaka akehe.













Otjivike 19


Ondondo yombuifiro



Circle the items which can make a loud sound. /  
Patera otjina tji tjina ombosiro onyingi povikwao mokawonga.



Write number 1 and 2 inside the circle and 3 and 4 outside the circle. /  
Tjanga onomora ndji o1 no 2 motjiputuputu nonomora o3 no4 pendje  
yotjiputuputu.



Otjivike 19

Ondondo yombuifiro



Cross (X) out all items which are heavy. /  
Nana okakoroise koviṅa avihe mbi ri ovizeu.



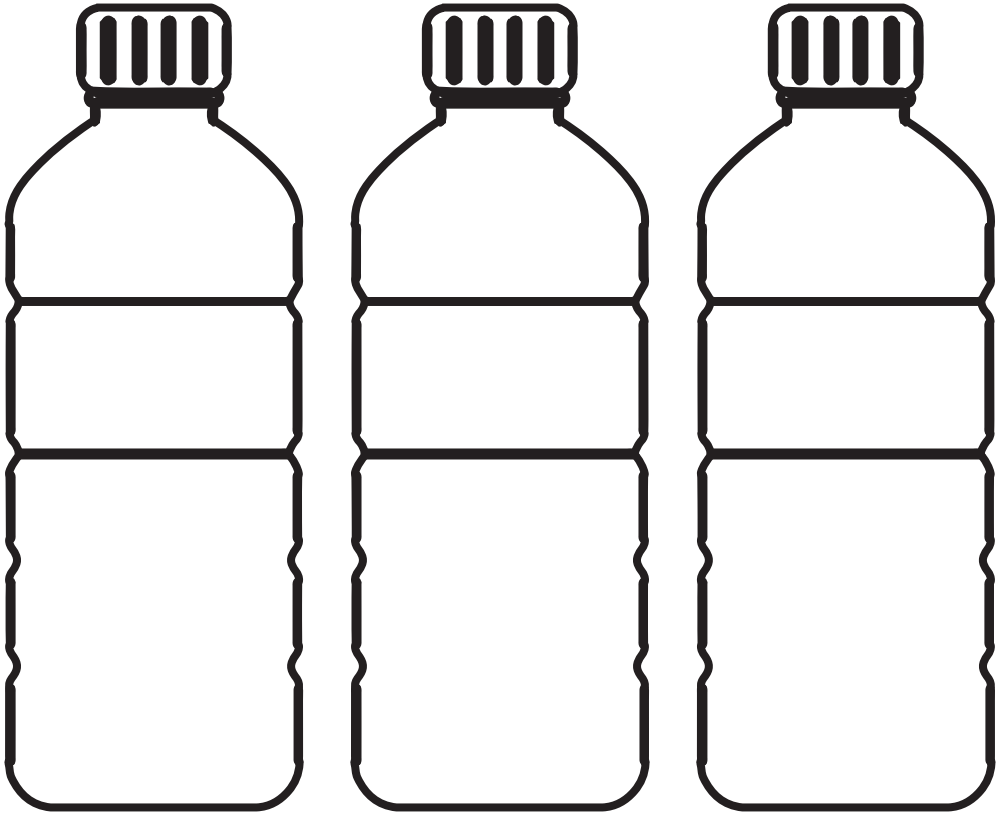
Draw a square on the right side of a child and a circle on the left. /  
 Perenda otjinavikorovine komanene womuatje notjiputupu  
 komamuho.

Otjivike 19

Ondondo yombuifiro



Colour bottles to show the concept of full, half and empty. /  
Hwaa omakende nga okuyarisa kutja reura, ehinga nu mu ri uriri.




Otiyike 19

Ondondo yombutiro


Imitate different facial expression on the cards. /  
Horera ovitjita mbi mavi tjitwa momirungu mbi.

Otjivike 19

Ondondo yombuifiro



Dip fingers in paint and create your own patterns on the hat. /  
Tjaveka ominwe vyoye mosaruve nu u twako ourenga wonḁero yoye  
mekori.



Ofjivike 19

Ondondo yombutiro

Fill in the missing numbers. / Urisa ozonomora nde he ri po.

1

-----

3

4

5

-----

8

-----


-----

Otjivike 19

Ondondo yombuifiro



Trace number 6. /Yarukira monomora ndji o6.




Ojivike 19

Ondondo yombutiro

Match professionals with the correct item./  
Ketisa omihunga vyoviungura ku noviungurisiwa ovisemba.


Otjivike 19

Ondondo yombuifiro





Colour in the Namibian flag. / Hwaa erpi raNamibia.




Identify the clinic and the church in the picture by marking them with a cross. / Paha onganda yomahungiro nokereka moviperendero mbi ri kehi mba nu u nane ko okakoroise.



Otjivike 20

Ondondo yombuifiro


Complete the picture. / Urisa otjiperendero hi.



Otjivike 20


Ondondo yombutiro

Colour the set of six (6). / Hwaa otjimbumba tjahambouwwe (6).



Otjivike 20

Ondondo yombuifiro



Look at the professional people, number them 1,2,3,4,5 from the shortest to the tallest. / Tara kovandu otja komihunga pekepeke vyoviungura, ve pa ozonomora o 1,2,3,4,5 okuza komusupisupi ngaa komuremure.



Otiyike 20

Ondondo yombutiro

Match clothes to the correct owners. /  
Ketisa ozombanda ku noveni vazo.



Otjivike 20

Ondondo yombuitiro



Draw what you want to become one day. /  
Perenda omuhunga ove mbu u vanga oku ka rira eyuva rimwe.

Cut out 2 types of transports in magazines or newspapers and paste on this page. / Konda omihoko vyovitoore membo roviperendero poo mokurande.

Otjivike 20

Ondondo yombuifiro



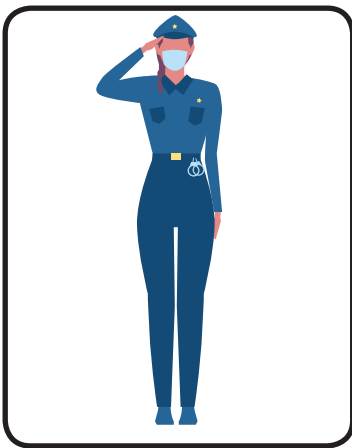




Play the picture card game.

- Cut out the pictures and play the game with the teacher or a parents/ siblings
- Place the cards in the middle facing down.
- One person turns one card at the time and the next person says the occupation or transport on the card.


Nyanda okanyando kokarata kotjiperendero.

- Konda oviperendero nu u nyande ku nomiṭiri yoye poo ku novanene novakwatwa va puna ove.
- Twa okakarata pokati nu omurungu kautare mehi.
- Omundu umwe nga tanaure okakarata kemwe motjikando nu ingwi warwe nga tamune otjiungura poo otjitoore tji tji ri kokakarata.








Colour in the 6 types of transport. / Hwaa omihoko vyovitoore 6.



Otiivike 20

Ondondo yombutiro



Draw your own pattern. / Perenda opaṭorona yoye omuini.

Otjivike 20

Ondondo yombuifiro

Complete a puzzle of 12 pieces. / Ungura okahakwa koundondi 12.



Otiyike 20

Ondondo yombutiro



# Success begins with education

Parents will be able to visit the website and watch daily videos or they can subscribe to our Zoshy Telegram channel to receive daily videos. One can also download the PDF version of the book on the website. Also watch our daily show on Active Kids to watch your favourite lessons.



<https://t.me/zoshyonline>



For extra perks!

How does it work?




## Easy peasy steps to follow

## Register at zoshy

You can save your favourite lessons and find them easier

- Step 1: Find us at [www.zoshy.online](http://www.zoshy.online) or scan the QR code
- Step 2: Find your grade and select the year
- Step 3: Choose your language
- Step 4: Choose the week you want to learn out of
- Step 5: Choose lessons from what lessons there are
- Step 6: Download booklet if you do not have it
- Step 7: Watch and follow the teacher as she explains what to do in the book
- Step 8: Follow us on Facebook (Zoshy & Active Kids ) to never miss a video
- Step 9: Subscribe to our Zoshy Telegram channel if you want to receive daily updates



In collaboration with the Ministry of Education, Arts and Culture

PRINT

- 1** Turn the booklet to landscape.
- 2** Take a ruler & tear the booklet at the top long fold.
- 3** Fold the booklet in half.
- 4** The learning journey can start.

**STEPS**  
HOW TO TEAR & USE  
THE BOOKLET



ONLINE  
Grade 19  
Andom...  
utiro

# Omuano wokurira OMBANGANE

Tjevera ovandu varwe,  
ritjevera omuini



OZOMBANGANE AZEHE

**ZE ZARA OKUTJIRE WOKOTJINYO NAWA**

