

# Grade 1: Week 17 & 18 / Ngcara 1: Thivike 17 no 18



English / Thimbukushu

## My friends & Being safe/ Hashere no Kukukongora thiwana.

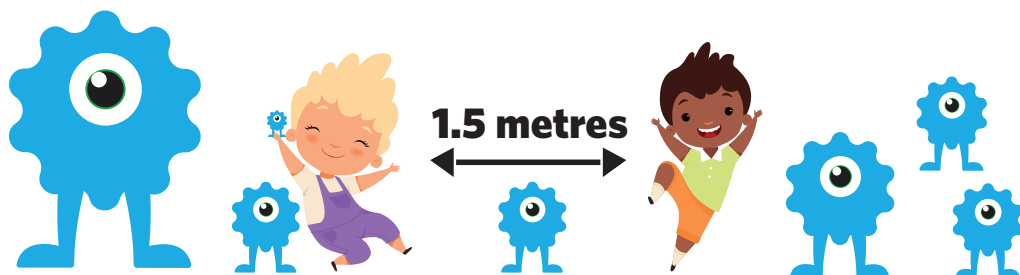


Ministry of Education,  
Arts and Culture



NAMIBIAN  
COMMUNITY TRUST





These numbers indicate which day you can complete each worksheet! But if you want to, you can work ahead and do the rest as well.

**This publication is a collaboration between the Ministry of Education, Arts and Culture and Namibia Media Holdings. This publication is sponsored by the Ministry.**

**Copyright © Ministry of Education, Arts and Culture.** All parts of this publication cannot be reproduced, stored in a retrieval system or transmitted in any form or by any means, electronic, mechanical, photocopying, recording or otherwise without prior permission of the Ministry of Education, Arts and Culture or the Publisher.

Production by: Namibia Media Holdings **NMH** NAMIBIA MEDIA HOLDINGS

Printing: Newsprint Namibia **newsprint** NAMIBIA



## Sight words / Mañando monathana

Read:

no

go

can

help

Trace it:

Write it:

no no no

go go go

can can

help help

Toye:

Awe

Yende

Kukona

Maghamweno

Temunune:

Tjange:

awe awe

Yende Yende

Kukona Kukona

Maghamweno

## Shane mañando gho ruñandweya

(Thimbukushu)

a	w	e	o	n	x	c	z	f	y	z	q	r	e	t	p	y	p	q	v
p	z	x	z	p	y	v	a	p	x	c	p	x	n	o	b	a	o	u	r
m	a	g	h	a	m	w	e	n	o	n	t	z	d	p	g	q	u	s	p
s	v	x	u	z	o	p	a	b	m	e	e	q	e	q	d	r	e		a
d	y	p	y	a	c	b	k	w	p	q	x	w		a	n	o	k	u	k



## Sight words / Mañando monathana.

Read:

good

bad

caring

friends

Trace it:

good

bad

caring

friends

Write it:

**Toye:** Ghuwa  
Kupakera thinga

Temunune:

Ghuwa

Ghuyi/Ghumango

Kupakera thinga

Hashere

Ghuyi/Ghumango  
Hashere

Yi tjange:

Unscramble the letters:

gincar

dogo

dba

ndsfrie

Rondeke manando thiwana:

Thinga Kupakera Nawathi Yighu/Mangoghu Resheha

# Number 17/ Nomora 17

Colour in/ Kunye mwishi



Make 17 dots on the dice  
Tende tundjoto-ndjoto 17  
pa wera gho kuvukum




Clircle the word seventeen  
Dhingumwitwedhe  
nando dikumi no kwoko wadi  
seventeen Dikumi no kwoko wadi  
dikumi no kwoko wadi  
Dikumi no kwoko dikumi no kwoko  
Dikumi no kwoko fotji  
fifteen sixteen

Trace/ Temunune

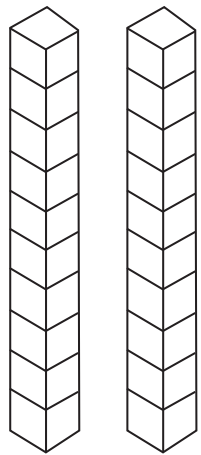
Write/ Tjange

17 17 Dikumi no kwoko  
seventeen wadi


Colour in 17 triangles  
Kunye mashonga hatu



Colour in 17 blocks  
kunye yimbabgu 17



Colour in the number 17  
kunye nomora 17



Before and after 17  
Kughutho no kunyima




Thivike 17

Ngcara 1



## Phonics

Replace beginning sounds to form new words:



cat

van

map

..... at

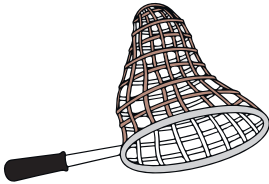
..... an

..... ap


..... at

..... an

..... ap



**big**



net

big

cot

..... et

..... ig

..... ot

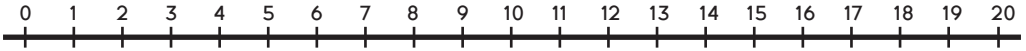
..... et

..... ig

..... ot

# Number bonds / Kutjinaghura no kupakerera ma nomora

Use the number line to help you solve the number bonds. /Rughanithe muyira gho manomora ghu koshonone ma nomora gho kutjinaghura no kupakerera.



$\begin{array}{c} \boxed{15} \\ \diagdown \quad \diagup \\ \boxed{6} \quad \boxed{\phantom{00}} \end{array}$	$\begin{array}{c} \boxed{17} \\ \diagdown \quad \diagup \\ \boxed{\phantom{00}} \quad \boxed{6} \end{array}$	$\begin{array}{c} \boxed{11} \\ \diagdown \quad \diagup \\ \boxed{3} \quad \boxed{\phantom{00}} \end{array}$	$\begin{array}{c} \boxed{18} \\ \diagdown \quad \diagup \\ \boxed{\phantom{00}} \quad \boxed{12} \end{array}$
$\begin{array}{c} \boxed{\phantom{00}} \\ \diagdown \quad \diagup \\ \boxed{17} \quad \boxed{3} \end{array}$	$\begin{array}{c} \boxed{14} \\ \diagdown \quad \diagup \\ \boxed{10} \quad \boxed{\phantom{00}} \end{array}$	$\begin{array}{c} \boxed{\phantom{00}} \\ \diagdown \quad \diagup \\ \boxed{9} \quad \boxed{8} \end{array}$	$\begin{array}{c} \boxed{12} \\ \diagdown \quad \diagup \\ \boxed{\phantom{00}} \quad \boxed{5} \end{array}$
$\begin{array}{c} \boxed{12} \\ \diagdown \quad \diagup \\ \boxed{4} \quad \boxed{\phantom{00}} \end{array}$	$\begin{array}{c} \boxed{19} \\ \diagdown \quad \diagup \\ \boxed{\phantom{00}} \quad \boxed{7} \end{array}$	$\begin{array}{c} \boxed{20} \\ \diagdown \quad \diagup \\ \boxed{\phantom{00}} \quad \boxed{11} \end{array}$	$\begin{array}{c} \boxed{13} \\ \diagdown \quad \diagup \\ \boxed{6} \quad \boxed{\phantom{00}} \end{array}$
$\begin{array}{c} \boxed{16} \\ \diagdown \quad \diagup \\ \boxed{12} \quad \boxed{\phantom{00}} \end{array}$	$\begin{array}{c} \boxed{18} \\ \diagdown \quad \diagup \\ \boxed{5} \quad \boxed{\phantom{00}} \end{array}$	$\begin{array}{c} \boxed{12} \\ \diagdown \quad \diagup \\ \boxed{\phantom{00}} \quad \boxed{1} \end{array}$	$\begin{array}{c} \boxed{10} \\ \diagdown \quad \diagup \\ \boxed{\phantom{00}} \quad \boxed{5} \end{array}$
$\begin{array}{c} \boxed{11} \\ \diagdown \quad \diagup \\ \boxed{2} \quad \boxed{\phantom{00}} \end{array}$	$\begin{array}{c} \boxed{15} \\ \diagdown \quad \diagup \\ \boxed{\phantom{00}} \quad \boxed{4} \end{array}$	$\begin{array}{c} \boxed{17} \\ \diagdown \quad \diagup \\ \boxed{12} \quad \boxed{\phantom{00}} \end{array}$	$\begin{array}{c} \boxed{19} \\ \diagdown \quad \diagup \\ \boxed{\phantom{00}} \quad \boxed{15} \end{array}$

Thivike 17

Ngcarra 1



## Problem Solving / Kukoshonona Maghukukutu.

1. I have 9 apples. I eat 6 apples. How many apples are left? / Nidi no ma aperi 9. Na dipo ma aperi 6. Mangatji ma aperi ghana thiyara po?



$$\boxed{\phantom{00}} - \boxed{\phantom{00}} = \boxed{\phantom{00}}$$

2. Sally has 8c. Tyger has 3c. What is the difference? / Rumono ghadi no 8c. Makushe ghadi no 3c. Pangatji hana ku tjakera?



$$\boxed{\phantom{00}} - \boxed{\phantom{00}} = \boxed{\phantom{00}}$$

3. There are 10 chickens. 5 chicken ran away. How many chickens are left? / Padi shushwa 10. Shushwa 5 dhina tjira po. Dhingatji shushwa dhina thiyarapo?



$$\boxed{\phantom{00}} - \boxed{\phantom{00}} = \boxed{\phantom{00}}$$

4. I see 7 people. 5 people walked away. How many people are left? / Namono hanu 7. Hanu 5 hana shwagha po. Hanganatji hana thiyarapo?



$$\boxed{\phantom{00}} - \boxed{\phantom{00}} = \boxed{\phantom{00}}$$




Revise Phonics

Sounds: b,c,m, d,e,f,t,g,h.

Fill in the beginning sound of the word:



.....




.....



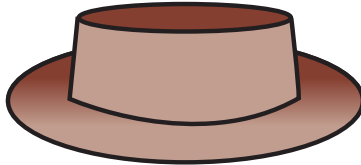
.....

Thivike 17


Ngcara 1



.....



.....



.....


Fill in the last sound of the word:



.....



.....



.....



.....



# Syllables / Mañando gho kutjinaghura

Clap the syllables. Use the code to colour the pictures. /  
Kanderere mañando gho kutjinaghura.

1 clap/ Kanderere 1







2 clap/ Kanderere 2

3 claps/ Kanderere 3

3 claps/ Kanderere 3

Thivike 17

Ngcara 1



# Data Handling / Rughanithe Mapathwero

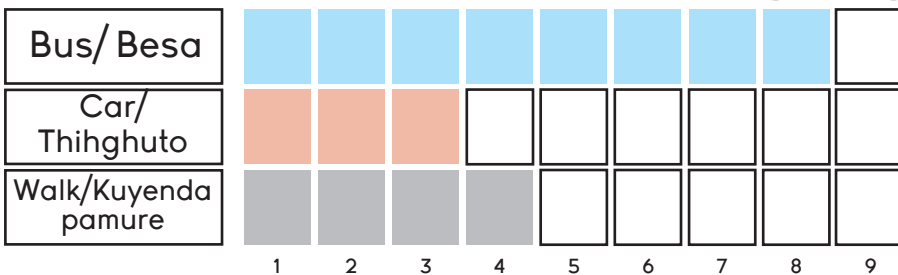
How do you get to school? / Ngepi edi ghuna kakumanga kushure?

Use the bar graph to answer the questions. /  
Rughanithe grafika gho mambangu no huthe mepwero.



## Getting to school / kakuma ku shure

transportation  
Yiyendera



### Number of children/ Nomora dho hanuke

1. How many children take the bus to school? /  
Hangatji hanuke ha yendanga  
no besa ku shure? .....

2. How many children walk to school? /Hangatji  
hanuke ha yendanga ku shure pa muve? .....

3. How many more children take the bus than  
a car? /Hangatji hanuke ha yendanga no besa  
mu wingi kuwa pakera ku warikanyitha nowa  
hayendanga no thihaghuto? .....

4. How many children take the bus and drive in  
a car in total? /Hangatji hanuke hayendanga  
no besa kupakerera nowa ha yendanga no  
thihaghuto? .....

5. Which transportation method do children take  
the most? /Yiyendera munye ha rughanithanga  
hanuke thikuma pa kuyenda ku shure? .....

6. Which transportation method do children take  
the least? /Yiyendera munye hana dhiranga  
kurughanitha hanuke thikuma? .....

Thivike 17


Ngcara 1



## English Activity

## Geometry: 2D Shapes

Complete


Draw and  
colour the shape.

This 2D shape is a

\_\_\_\_\_.

It has \_\_\_\_\_ corners.

It has \_\_\_\_\_ sides.

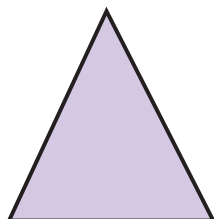


This 2D shape is a

\_\_\_\_\_.

It has \_\_\_\_\_ corners.

It has \_\_\_\_\_ sides.



This 2D shape is a

\_\_\_\_\_.

It has \_\_\_\_\_ corners.

It has \_\_\_\_\_ sides.



This 2D shape is a

\_\_\_\_\_.

It has \_\_\_\_\_ corners.

It has \_\_\_\_\_ sides.



## Length / Muna ghure

Use your hand spans to measure the following: /Rughanithe nyara dhoye ghu mete yinu eyi yina kurandako eyi ya kara mu ngondarongerero. Yakunuthe nyara dhoye kutundererera ku ghuhura gho dipambara kate ku ghuhura gho munwe gho ghumbiru:




table / Tishi

.....




chair / Thipura

.....

book / Mbapira

.....



Use your footsteps to measure the following: /Rughanithe mapadhi ghoye ghu mete thihaghuto tha mitiri ghoye:



car / Thihaghuto

.....

one side of your room /  
Mutara ghofotji gho  
mungonda dhoye

.....

gate / Heka

.....



## Reading comprehension/ Kutoya no kutjwathana.

Read the short passage and answer the questions.

### My Friend

My friend's name is Ben. Ben is a great friend.  
He is five years old. Ben plays soccer. We have so much fun together!

1. What is my friend's name?

---

2. How old is he?

---

3. What does he play?

---



Toye thiparatjangwa no huthe mepwero:

### Mushere Wange

Dina dya mushere wange ne Ben. Ben ne mushere wange gho dirura. Myaka dhendi ne dhikwoko. Aye kwa pepanga pari gho kuthita. Atwe kehe pano kwa pepanga pofotji no ruhafo.

1. Yidye dina dya muyendhange?

---

2. Dhingatji myaka dhendi?

---

3. Yipepa munye gha pepanga?

---

Is the following a statement or a question? / Eyi yina kurandako ne thitatumende endi dipwero?



Read the sentences and say whether its a question or a statement.

Put a cross next to 'S' if its a statement and a cross next to 'Q' if its a question.

Toye thighamba no ghambe eshi dipwero endi thitatumendi. Ture thikurashe kumbadi dho "T" ngeshi dipwero no ture thikurashe kumbadi dho dipwero.

T  Q/D

T  Q/D

T  Q/D

T  Q/D

T  Q/D

T  Q/D

T  Q/D

Thivike 18

Ngcarra 1


Now go back and punctuate each of the sentences.

Add a '?' for all the questions and a '.' for all the statements. /

Tamekereko ghuturo '?' kukehe gano mepwero no ture '.' kukehe thitaumendi.




Complete the train sum. /Manithe



Start here /  
Tameka Pano

2	+2		+1	
---	----	--	----	--



double /  
Kuwedherera



	-3		+2		halve / hende	
--	----	--	----	--	------------------	--



double /  
Kuwedherera



	halve / hende		+1		end here / Manithere Pano
--	------------------	--	----	--	------------------------------





## Thivike 18

## Thimbukushu

## Being safe / Kukukunga

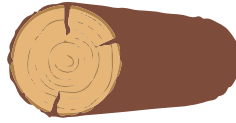
Vocabulary / Ruñandweya  
Read the vocabulary words. / Toye .



wolf/  
Dimbungu



basket / Kakote



wood / Thikunyi



path / NdHIRA

Fill in the missing letters

\_\_\_\_\_ol\_\_\_\_\_

b\_\_\_\_\_sk\_\_\_\_\_t

w\_\_\_\_\_ \_\_\_\_\_d

p\_\_\_\_\_th

n\_\_\_\_\_s\_\_\_\_\_

Search the vocabulary words.

b	a	s	k	e	t
i	k	w	o	o	d
p	a	t	h	m	o
s	w	o	l	f	r

Yarithe mo yitjanga eyi yina pirimo

Dim\_\_\_\_u\_\_\_\_g

Kak\_\_\_\_t\_\_\_\_

Thik\_\_\_\_ny

Ndh\_\_\_\_r\_\_\_\_

Shane mañando ghoruñandweya.

D	I	M	B	U	N	G	U	Y
T	R	G	J	B	K	W	Q	K
T	H	I	K	U	N	Y	I	A
E	F	B	N	U	H	Y	M	K
C	X	V	R	E	I	U	U	O
S	H	O	S	H	R	H	N	T
H	U	K	I	G	A	F	T	E
E	G	N	P	S	E	D	F	Y
E	S	G	R	U	D	J	L	O
W	F	H	C	X	J	I	M	E




# Odd and even numbers / Manomora gho kukurikanya no ghokupira kukurikanya.

Colour the appels with odd numbers **red.**

Colour the appels with even numbers **green.**

Kunye ma aperi gho manomora ghokupira kurikanya no thirombo tho thikihu.  
Kunye ma aperi no ma nomora gho kukurikanya no thirombo tho thina mahako.



## Sight words / Mañando mona thana

Read:

he

she

I

am

Trace it:

Write it:

he he

she she

I I

am am

\_\_\_\_\_

\_\_\_\_\_

\_\_\_\_\_

\_\_\_\_\_

\_\_\_\_\_

\_\_\_\_\_

Toye:

Aye

Aye

Ame

Ame

Temunune:

Tjange:

Aye Aye

Aye Aye

Ame Ame

Ame Ame

\_\_\_\_\_

\_\_\_\_\_

\_\_\_\_\_

\_\_\_\_\_

\_\_\_\_\_

\_\_\_\_\_

Find and circle the sight words:

Shane no dhingumwetwedhe  
mañando monathana:

at	I	he
she	my	is
am	the	on

Kupi	Aye
Opaya	Thange
Yame	Ame
Aye	Paya Thange



# Number bonds / Kutjinaghura no kupakerera manomora



Fill in the missing numbers to make 10. /  
Yarithe manomora ghano ghana pirimo ghurikanyithe 10.

7 + \_\_\_\_ = 10      9 + \_\_\_\_ = 10      4 + \_\_\_\_ = 10

8 + \_\_\_\_ = 10      5 + \_\_\_\_ = 10      10 + \_\_\_\_ = 10

Thivike 18

Ngcara 1

Fill in the missing facts. / Yarithe manomora ghano ghana pirimo ghurikanyithe 10.  
10 is 1 more than / Yarithe mañando gho ghuhunga.

10 is \_\_\_\_\_ more than 7  
10 is \_\_\_\_\_ meer as 7

10 ne \_\_\_\_\_ mukuru kwa 7

10 is \_\_\_\_\_ more than 5  
10 is \_\_\_\_\_ meer as 5

10 ne \_\_\_\_\_ mukuru kwa 5

10 is \_\_\_\_\_ more than 3  
10 is \_\_\_\_\_ meer as 3

10 ne \_\_\_\_\_ mukuru kwa 3

10 is \_\_\_\_\_ more than 1  
10 is \_\_\_\_\_ meer as 1

10 ne \_\_\_\_\_ mukuru kwa 1

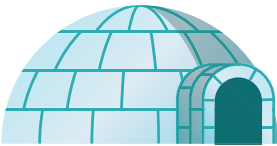
Join up the pair of numbers that add up to 10. /  
Nunge mapando gho manomora ghurikanyithe 10.

5	8	2	3	9
5	4	6	7	1

Revise Phonics

Trace

Circle the 'i's in the sentence.



Ida eats ice cream in an igloo.

Draw a line from the circle to the images that begin with the letter i

iron      ice

ink      pig

Thivike 18




Ngcarra 1

Trace

Trace and read the word.


ink

Colour the pictures that start with the letter 'i':  
Insert of pics of : ice cream, igloo, insect, ink and jet



# Number 18/ Nomora 18

Colour in/ Kunye mwishi



Make 18 dots on the dice/  
Tende tundjoto-ndjoto pa wera  
gho kuvukuma

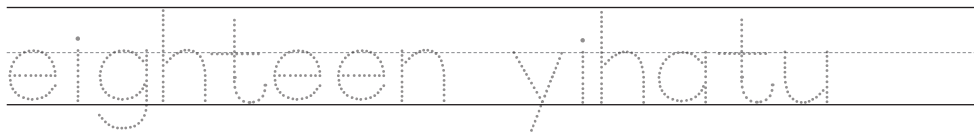


Clircle the word seventeen/  
Dhingumwitwedhe ñando dikumi  
no kwoko hatu


fourteen/ Dikumi    eighteen/ Dikumi  
no kwokonhatu    no kwoko  
fifteen/ Dikumi no    sixteen/ Dikumi no  
kwoko no ne    kwoko nothofotji  
nineteen/ Dikumi kwoko

Trace/ Temunune

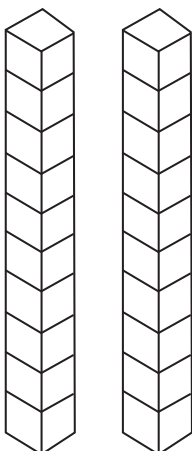
Write/ Tjange



Colour in 18 circles  
Kunye ma ñata 18



Colour in 18 blocks  
Kunye yi mbangu 18



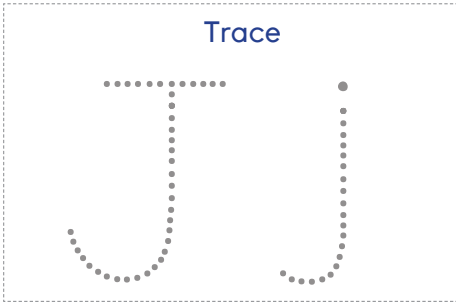
Colour in the number 18  
Kunye ma nomora 18



Before and after 18  
Kughuthi no kunyima



Phonics



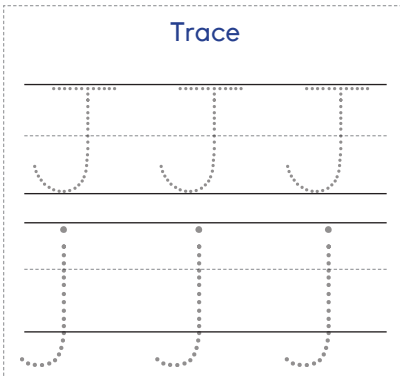
Circle the j's in the sentence.



Jack jogs with jewelry in his jacket.

Draw a line from the circle to the images that begin with the letter 'j':

jug jeep  
jelly cat



Trace and read the word.


jet

Colour the pictures that start with the letter 'j':




# Mass: Balance and compare / Ghuremu: Kurikanyitha

Colour the objects that are heavy. / Kunye yinu yoyiremu.



Colour the objects that are light. / Kunye yinu yoyiredhu.





## Days of the week / Mayuwa gho muthivike

Read and write the days of the week: / Toye no tjange mayuwa gho muthivike:

Sunday / Shundaha

Monday / Mandaha

Tuesday / Ghuwadi

Wednesday / Ghuhatu

Thursday / Ghune

Friday / Ghukwoko

Saturday / Mapeghu

.....

.....

.....

.....

.....

.....

.....

1. What day is:

a) before Monday?

b) after Friday?

c) before Wednesday?

.....

.....

.....

2. Count the letters in:

a) Tuesday:

b) Thursday:

c) Saturday:

.....

.....

.....

1. Diyuwa munye:

a. Kughutho gho mandaha?

b. Kunyima dhoGhukwoko

c. Kughutho gho Ghuhatu?

.....

.....

.....

2. Tare mañando mu:

a. Ghuwadi:

b. Ghune:

c. Mapeghu:

.....

.....

.....



Read the words in each pot.  
Circle the words that rhyme:

ran

let can rub

bin fan pan dot

man fat tan

ton rut

log

bog hug hog

met dog jog pat

bit mop smog

bit fog

ted

bed wed run

hen cat jot led

fed tip wig

rug jog

pit

bug wit hit

bit pen jet

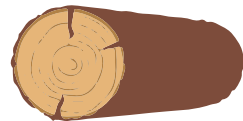

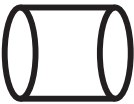
bat sit lap

run fit




## 3D shapes / Marupitu gho 3D

Match the shape with the correct objects. /  
Rikanyithe rupitu no thinu tho ghuhunga.



# Plurals / Muwingi



Write the plural forms of the given nouns. / Tjange muwingi



cat / Kambishi \_\_\_\_\_



lamp / Diramba \_\_\_\_\_



pen / Katjangitho \_\_\_\_\_



chair / Thipura \_\_\_\_\_



girl / Mukamadighana \_\_\_\_\_




sock / Dikoghuse \_\_\_\_\_



tree / Thitondo \_\_\_\_\_



table / Tishi \_\_\_\_\_



kettle / Kitiri \_\_\_\_\_ bottle / Kandini \_\_\_\_\_



## Question words/ Mañando gho mepwero: Who, What and Where / Yidye, Yipi no Kup

Who? What? Where?

Molly went to a shop. She bought some clothes for herself.  
The shop was in a mall.

Who went to the shop?

a) Molly

b) Sam

c) Mom

What did she buy?

a) car

b) clothes

c) snow

Where was the shop?

a) mall

b) beach

c) street

Yidye, Yipi no Kupi

Mamuna nga yendi kuthitora. Ngaka kughura yitere yendi.

Yidye nga yendi kuthitora?

a) Mamuna

b) Dinyando

c) Nawe

Yipi nga kaghura?

a) Thihaghuto

b) Yitere

c) Wiki

Kupi tha kara thitora?

a) Doropa

b) Diya

c) Thitarata

Write questions using the following words:/

Tjange mepwero mukurughanitha mañando agha ghana karandako:

What: /Yipi:

.....

.....

Where: /Kupi:

.....

.....



## Problem Solving / Kukoshonona maghukukutu

1. There are 10 pies. The wolf ate 7 pies. How many pies are left? /  
Ghadi maghumi 10. Dimbungu dina dipo maghumi 7. Maghumi  
mangatji ghana thiyarapo?

.....

.....

Thivike 18

2. I have 7 pens. Mother gives me 3 more pens. How many pens  
do I have altogether? / Nidi no tutjangitho 7. Nawe nga nipa  
tutjamgitho 3. Tungatji tutjangitho nidi nato kutupakerera?

.....

.....

Ngcara 1

3. There are 8 birds sitting on a wire. 4 birds fly away. How many  
birds are left? / Tunyunyi 8 tuna turera pandarata. Tunyunyi 4  
tuna tukapo, tunyunyi tungatji tuna thiyarapo?

.....

.....

4. Pam has 5 marbles. She win 3 more marbles. How many  
marbles does Pam have altogether? / Mashe ghadi no mawe 5.  
Ghana winenapo mawe 3. Mangatji mawe ghadi nagho Mashe  
kughapakerera?

.....

.....



# Success begins with education

Parents will be able to visit the website and watch daily videos or they can subscribe to our Zoshy Telegram channel to receive daily videos. One can also download the PDF version of the book on the website. Also watch our daily show on Active Kids to watch your favourite lessons.



<https://t.me/zoshyonline>



ONLINE

For extra perks!

How does it work?



## Easy peasy steps to follow

## Register at zoshy

You can save your favourite lessons and find them easier



- Step 1: Find us at [www.zoshy.online](http://www.zoshy.online) or scan the QR code
- Step 2: Find your grade and select the year
- Step 3: Choose your language
- Step 4: Choose the week you want to learn out of
- Step 5: Choose lessons from what lessons there are
- Step 6: Download booklet if you do not have it
- Step 7: Watch and follow the teacher as she explains what to do in the book
- Step 8: Follow us on Facebook (Zoshy & Active Kids ) to never miss a video
- Step 9: Subscribe to our Zoshy Telegram channel if you want to receive daily updates




[www.zoshy.online](http://www.zoshy.online)

In collaboration with the Ministry of Education, Arts and Culture

PRINT


### 1

Turn the booklet to landscape.




### 2

Take a ruler & tear the booklet at the top long fold.




### 3

Fold the booklet in half.



### 4

The learning journey can start.



## STEPS

HOW TO TEAR & USE THE BOOKLET



# Ngepi ghokukara DIPENDA

Ghamwene hamwe,  
kughamwene ghothinda



Mapenda ghomahe

**kuvata yimumu yagho**

