

Grade 1: Week 17 & 18 / Harade 1: Sivike 17 no 18



English / Rukwangali

My friends & Being safe/ Vaholi vange neElikungo



Ministry of Education,
Arts and Culture

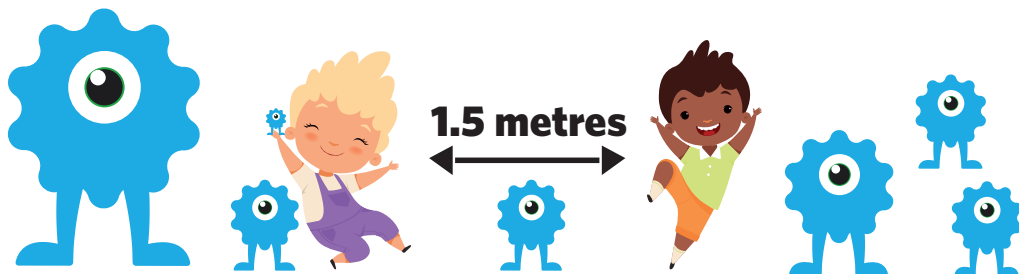


NAMIBIAN
COMMUNITY TRUST



for every child





These numbers indicate which day you can complete each worksheet! But if you want to, you can work ahead and do the rest as well.

This publication is a collaboration between the Ministry of Education, Arts and Culture and Namibia Media Holdings. This publication is sponsored by the Ministry.

Copyright © Ministry of Education, Arts and Culture. All parts of this publication cannot be reproduced, stored in a retrieval system or transmitted in any form or by any means, electronic, mechanical, photocopying, recording or otherwise without prior permission of the Ministry of Education, Arts and Culture or the Publisher.

Production by: Namibia Media Holdings **NMH** NAMIBIA MEDIA HOLDINGS

Printing: Newsprint Namibia **newsprint** NAMIBIA



Sight words / Nonkangomonayiko

Read:

no

go

can

help

Trace it:

Write it:

no no no

go go go

can can

help help

Resa:

hawe

zende

kuvhura

kuvatera

Kwama mo:

Tjangano:

hawe

zende

kuvhura

kuvatera

Search the vocabulary words.

c	a	n	g	o
h	h	e	l	p
e	c	g	o	n
l	a	n	o	o
p	n	y	w	e

Papara mauhwinkango ogo.

k	u	v	h	u	r	a	c	b
h	z	e	n	d	e	t	e	l
a	c	g	a	n	d	n	a	r
w	k	u	v	a	t	e	r	a
e	n	e	e	t	s	i	r	h



Sight words / Nonkangomonayiko

Read: good bad caring friends

Trace it:

Write it:

good

bad

caring

friends

Resa: nawa yidona epakerombili vaholi

Kwama mo:

Tjangano:

nawa

yidona

epakerombili

vaholi

Unscramble the letters:

gincar

dogo

dba

ndsfrie

Wapayika nondanda:

mbieparokeli

wawa

doyania

livaho

Number 17 / Nomora 17

Colour in / Kwita mo:



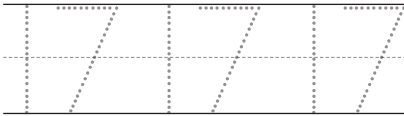
Make 17 dots on the dice / Tura yindomo 17 moyimbanga



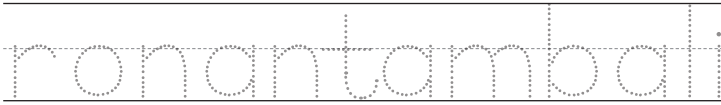
Clircle the word seventeen / Dingilika nomora ronantambali

- seventeen / ronantambali
- fifteen / ronantano
- sixteen / ronantazimwe

Trace / Kwama




Write / Tjanga



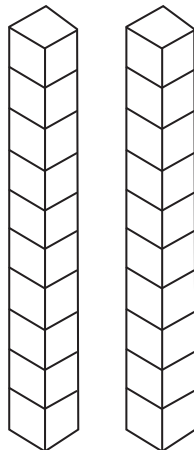
Sivike 17

Harade 1


Colour in 17 triangles / Kwita yikovhutatu 17



Colour in 17 blocks / Kwita nodopi 17



Colour in the number 17 / Kwita mo nonomora 17



Before and after 17 / komeho no konyima 17



Phonics

Replace beginning sounds to form new words:



cat

.....at

.....at



van

.....an

.....an



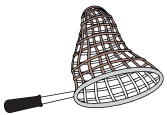
map

.....ap

.....ap

Sivike 17

Harade 1



net

.....et


.....et



big

.....ig

.....ig



cot

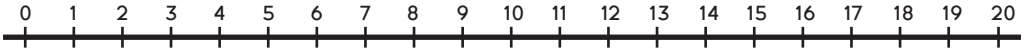
.....ot

.....ot

Number bonds / Nonomora delikwato kumwe

Use the number line to help you solve the number bonds. /

Ruganesa nziravaro zikuvatere okohonone nonomora delikwato ukwawo.



$\begin{array}{c} \boxed{15} \\ \diagdown \quad \diagup \\ \boxed{6} \quad \boxed{} \end{array}$	$\begin{array}{c} \boxed{17} \\ \diagdown \quad \diagup \\ \boxed{} \quad \boxed{6} \end{array}$	$\begin{array}{c} \boxed{11} \\ \diagdown \quad \diagup \\ \boxed{3} \quad \boxed{} \end{array}$	$\begin{array}{c} \boxed{18} \\ \diagdown \quad \diagup \\ \boxed{} \quad \boxed{12} \end{array}$
$\begin{array}{c} \boxed{} \\ \diagdown \quad \diagup \\ \boxed{17} \quad \boxed{3} \end{array}$	$\begin{array}{c} \boxed{14} \\ \diagdown \quad \diagup \\ \boxed{10} \quad \boxed{} \end{array}$	$\begin{array}{c} \boxed{} \\ \diagdown \quad \diagup \\ \boxed{9} \quad \boxed{8} \end{array}$	$\begin{array}{c} \boxed{12} \\ \diagdown \quad \diagup \\ \boxed{} \quad \boxed{5} \end{array}$
$\begin{array}{c} \boxed{12} \\ \diagdown \quad \diagup \\ \boxed{4} \quad \boxed{} \end{array}$	$\begin{array}{c} \boxed{19} \\ \diagdown \quad \diagup \\ \boxed{} \quad \boxed{7} \end{array}$	$\begin{array}{c} \boxed{20} \\ \diagdown \quad \diagup \\ \boxed{} \quad \boxed{11} \end{array}$	$\begin{array}{c} \boxed{13} \\ \diagdown \quad \diagup \\ \boxed{6} \quad \boxed{} \end{array}$
$\begin{array}{c} \boxed{16} \\ \diagdown \quad \diagup \\ \boxed{12} \quad \boxed{} \end{array}$	$\begin{array}{c} \boxed{18} \\ \diagdown \quad \diagup \\ \boxed{5} \quad \boxed{} \end{array}$	$\begin{array}{c} \boxed{12} \\ \diagdown \quad \diagup \\ \boxed{} \quad \boxed{1} \end{array}$	$\begin{array}{c} \boxed{10} \\ \diagdown \quad \diagup \\ \boxed{} \quad \boxed{5} \end{array}$
$\begin{array}{c} \boxed{11} \\ \diagdown \quad \diagup \\ \boxed{2} \quad \boxed{} \end{array}$	$\begin{array}{c} \boxed{15} \\ \diagdown \quad \diagup \\ \boxed{} \quad \boxed{4} \end{array}$	$\begin{array}{c} \boxed{17} \\ \diagdown \quad \diagup \\ \boxed{12} \quad \boxed{} \end{array}$	$\begin{array}{c} \boxed{19} \\ \diagdown \quad \diagup \\ \boxed{} \quad \boxed{15} \end{array}$

Sivike 17

Harade 1



Problem Solving / Ekohonono udigu

1. I have 9 apples. I eat 6 apples. How many apples are left?/
Ame kuna kara nono apuresa 9. Yiyo nina lipo 6. Dingapi dina hupupo?



$$\boxed{} - \boxed{} = \boxed{}$$

2. Sally has 8c. Tyger has 3c. What is the difference?/
Mate kuna kara noyisilinga 8. Timo kuna kara noyisilinga 3.
Elisigo musinke lina kara po?



$$\boxed{} - \boxed{} = \boxed{}$$

3. There are 10 chickens. 5 chicken ran away. How many chickens are left?/
Nonhunhwa 10 dina karapo. Nonhunhwa 5 dina duka po.
Nonhunhwa dingapi dina hupupo?



$$\boxed{} - \boxed{} = \boxed{}$$

4. I see 7 people. 5 people walked away. How many people are left?/
Ame kuna kumona vantu 7.vantu va 5 vana tundupo vantu vangapi vana hupupo?



$$\boxed{} - \boxed{} = \boxed{}$$



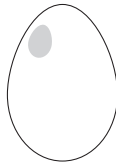
Revise Phonics

Sounds: b,c,m, d,e,f,t,g,h.

Fill in the beginning sound of the word:



.....



.....



.....



.....



.....



.....

Sivike 17

Harade 1


Fill in the last sound of the word:



.....



.....



.....



.....







Syllables / Yintetwandanda

Clap the syllables. Use the code to colour the pictures. /
Sakerera yintetwandanda. Ruganesa Maruvara vana kupe otjekene mafano.



Sivike 17

Harade 1



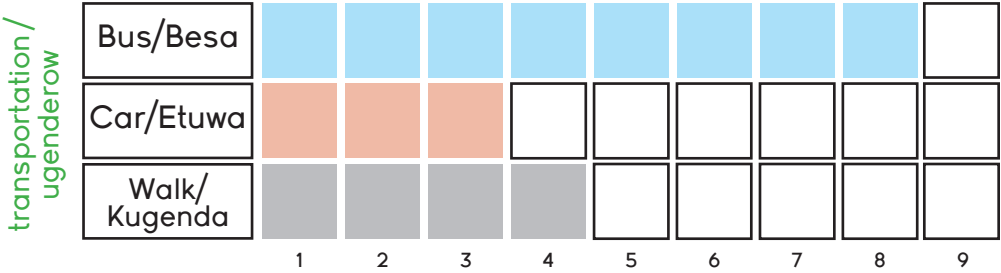
Data Handling / Eruganeso mauzera

How do you get to school? / Ngapi omu ozi kosure?

Use the bar graph to answer the questions. /
Ruganesa grafika olimburure mapuro.



Getting to school / Kuza kosure



1. How many children take the bus to school? / Vanona vangapi ava rondo besa vaze kosure?

.....

2. How many children walk to school? / Vanona vangapi ava gendi po kuza kosure?

.....

3. How many more children take the bus than a car? / Vanona vangapi ava rondo besa kupitakana etuwa?

.....

4. How many children take the bus and drive in a car in total? / Vanona vangapi ava rondo besa kuva pakera kumwe nava ava rondo etuwa?

.....

5. Which transportation method do children take the most? / Ugendero musinke ava ruganesa vanona unene?

.....

6. Which transportation method do children take the least? / Ugendero musinke ava dili kuruganesa po unene?



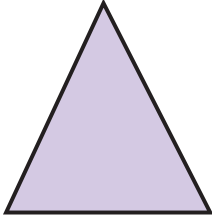

.....



Yifasno yomaruha ga 2

Manesa

Faneka ntani kwita sifano.

	<p>Esi sifano yomaruha ga 2 yiso ----- . Aso kwa kara nonohuke ----- . Aso kwa kara nomaruha ga ----- .</p>	
	<p>Esi sifano yomaruha ga 2 yiso ----- . Aso kwa kara nonohuke ----- . Aso kwa kara nomaruha ga ----- .</p>	
	<p>Esi sifano yomaruha ga 2 yiso ----- . Aso kwa kara nonohuke ----- . Aso kwa kara nomaruha ga ----- .</p>	
	<p>Esi sifano yomaruha ga 2 yiso ----- . Aso kwa kara nonohuke ----- . Aso kwa kara nomaruha ga ----- .</p>	



Length / Unaure

Use your hand spans to measure the following: /
Ruganesa nonyara omete yininke yina kukwamako:




table / sitafura -

.....

chair / sipundi -

.....

book / buke -

.....



Use your footsteps to measure the following: /
Ruganesa nompadi omete yininke oyo yina kukwamako:



car / etuwa -

.....

one side of your room /
ruha rumwe ronkondwa zoge -

.....

gate / heka -

.....



Reading comprehension/ Kuresa nokwato egano

Read the short passage and answer the questions.

My Friend

My friend's name is Ben. Ben is a great friend. He is five years old. Ben plays soccer. We have so much fun together!

1. What is my friend's name?

2. How old is he?

3. What does he play?

Resa kasanseko ntani limburura mapuro:

Muholi gwange

Edina ly muholi gwange Timo. Timo muholi gomuwa. Nomvhura dendi ntano. Timo kudana mbara zo kusanga.

1. Yilye edina lya muholi gwange?

2. Nomvhura dendi dingapi?

3. Yinke eyi adana?



Is the following a statement or a question? /
Resa eyi yina kukwamako etanto ndi epuro?



Read the sentences and say whether its a question or a statement.

Put a cross next to 'S' if its a statement and a cross next to 'Q' if its a question.

Resa ntanto ntani uyunga nsene epuro ndi etanto disura mosimbanguy pepi no "et" zetanto ntani pepi no "ep" nsene epuro.


1. How many windows do you see /
Makende gonzugo ga ngapi ono kumona.
.....
2. The ghost is white in colour /
Siruru sizera moruvara.
.....
3. The moon is shining bright /
Kakwedi kuna kutema unener.
.....
4. Do you see the flying bats /
Kuna kumona vakapukupuku vana kutuka ndi.
.....
5. The tree is behind the house /
Sitji konyima zonzugo.
.....
6. Can you see any leaves on the tree /
Tomono mahako kositji ndi.
.....
7. The house looks very spooky /
Omu zina kumoneka ezi nzugo kutjilisa.
.....

S	<input type="checkbox"/>	Q\Ep	<input type="checkbox"/>
Et	<input type="checkbox"/>		<input type="checkbox"/>
S	<input type="checkbox"/>	Q\Ep	<input type="checkbox"/>
Et	<input type="checkbox"/>		<input type="checkbox"/>
S	<input type="checkbox"/>	Q\Ep	<input type="checkbox"/>
Et	<input type="checkbox"/>		<input type="checkbox"/>
S	<input type="checkbox"/>	Q\Ep	<input type="checkbox"/>
Et	<input type="checkbox"/>		<input type="checkbox"/>
S	<input type="checkbox"/>	Q\Ep	<input type="checkbox"/>
Et	<input type="checkbox"/>		<input type="checkbox"/>

Now go back and punctuate each of the sentences.
Add a '?' for all the questions and a '.' for all the statements. /
Ngesi rugura , otremo yidiviso reseso monontanto.




Complete the train sum. /
Manesa sivaro sehina lyopo rutenda.



Start here /
Tamekera apa

2	+2		+1	
---	----	--	----	--



double /
valipika



	-3		+2		halve / kahepeka	
--	----	--	----	--	---------------------	--



double /
valipika



	halve / kahepeka		+1		end here / hagekera apa
--	---------------------	--	----	--	----------------------------



Being safe / Kukara melikanguro

Vocabulary / Mauhwinkango

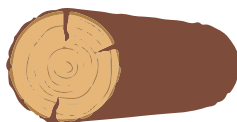
Read the vocabulary words. / Resa nonkango do mauhwinkango.



wolf / embungu



basket / sikumba



wood / sitji



path / nzira

Fill in the missing letters

____ol_____

b_____sk_____t

w_____d

p_____th

n_____s_____

Zwidamo nondnda dina dilimo.

Emb_____ng_____

S_____kumb_____

Nz_____r_____

S_____tj_____

Search the vocabulary words.

b	a	s	k	e	t
i	k	w	o	o	d
p	a	t	h	m	o
s	w	o	l	f	r

Papara nonkango do mauhwinkango.

s	i	k	u	m	b	a	s
i	k	h	o	u	t	k	i
n	z	i	r	a	o	p	t
s	w	o	l	f	r	l	j
e	m	b	u	n	g	u	i







Odd and even numbers / Nonomora dopahetakano ntani nonomora dopahahetakano.

Colour the appels with odd numbers **red.**

Colour the appels with even numbers **green./**

Tjekena ma apura gana kara nononomora dopahahetakano ugeha.

Tjekena ma apura gana kara nononomora dopahetakano sinamahako.



Sight words / Nonkangomonayiko

Read:

he

she

I

am

Trace it:

he he
she she
I I
am am

Write it:

Resa:

age

age

ame

nyame

Zi kwama:

age age
age age
ame ame
nyame

Zi tjanga:

Sivike 18

Harade 1

Find and circle the sight words:

at	I	he
she	my	is
am	the	on

Papara no kudingilika nonkango monayiko:

po	ame	age
age		sange
ame	si/yi	po



Number bonds / Nonomora delikwato kumwe.



Fill in the missing numbers to make 10. /
Zwidamo nonomora dina dilimo dininke 10.

7 + ___ = 10 9 + ___ = 10 4 + ___ = 10

8 + ___ = 10 5 + ___ = 10 10 + ___ = 10

Harade 1 Sivike 18

Fill in the missing facts. /Zwidamo eyi yina dilimo.
10 is 1 more than /10 nene na 1.

10 is _____ more than 7
10 is _____ nene ko 7

10 is _____ more than 8
10 is _____ nene ko 8

10 is _____ more than 5
10 is _____ nene ko 5

10 is _____ more than 6
10 is _____ nene ko 6

10 is _____ more than 3
10 is _____ nene ko 3

10 is _____ more than 4
10 is _____ nene ko 4

10 is _____ more than 1
10 is _____ nene ko 1

10 is _____ more than 2
10 is _____ nene ko 2

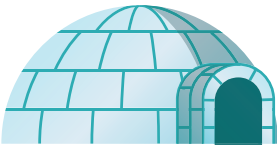
Join up the pair of numbers that add up to 10. /
Kwatakanesa nonomora mbali edi nadi gava nomora 10 (gwederera).

5	8	2	3	9
5	4	6	7	1

Revise Phonics

Trace

Circle the 'i's in the sentence.



Ida eats ice cream in an igloo.

Draw a line from the circle to the images that begin with the letter i.



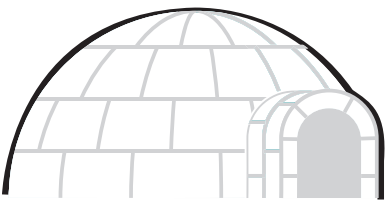
Sivike 18

Trace


Trace and read the word.

Harade 1

Colour the pictures that start with the letter 'i':



Colour in / Kwita mo

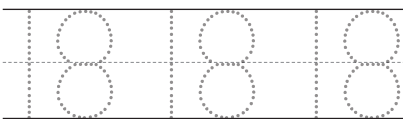


Make 18 dots on the dice /
Ndomayika yindomo 18 mowera
wokuzuguma:



Circle the word eighteen /
Dingilika nkango ronantambali
fourteen/ronane fifteen/ronantano
eighteen/ronantantatu
sixteen/ronantazimwe
nineteen/ronantane

Trace / Kwama




Write / Tjanga



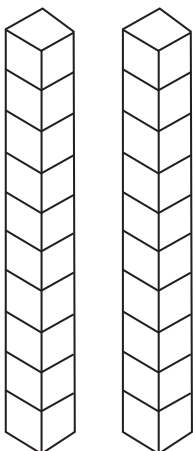
Sivike 18

Harade 1


Colour in 18 triangles /
Kwita mo yikwamusere 18



Colour in 18 blocks /
Tjekena moyinoka ndi
yimbangu



Colour in the number 18 /
Kwita mo nomora 18



Before and after 18 /
komeho no konyima 18



Phonics

Trace

Circle the j's in the sentence.



Jack jogs with jewelry in his jacket.

Draw a line from the circle to the images that begin with the letter 'j':

jug jeep

jelly cat

Trace

Trace and read the word.


jet

Colour the pictures that start with the letter 'j':




Mass: Balance and compare / Mukumo: Hetakanesa

Colour the objects that are heavy. / Tjekena yininke yomukumo.



Colour the objects that are light. / Tjekena yininke yo urerureru.



Days of the week / Mazuva gomosi vike

Read and write the days of the week: / Resa ntani tjanga mazuva gomosi vike:

Sunday / Sondaha

Monday / Mandaha

Tuesday / Etivali

Wednesday / Etitatu

Thursday / Etine

Friday / Etitano

Saturday / Mapeu

.....

.....

.....

.....

.....

.....

.....

1. What day is:

a) before Monday?

b) after Friday?

c) before Wednesday?

.....

.....

.....

2. Count the letters in:

a) Tuesday:

b) Thursday:

c) Saturday:

.....

.....

.....

1. Ezuva musinke:

a) komeho zo mandaha?

b) konyima zoutatu?

c) komeho zoutatu?

.....

.....

.....

2. Varura no ndanda mp:

a) Uvali:

b) Une:

c) Mapeu:

.....

.....

.....



Read the words in each pot.
Circle the words that rhyme:

ran

let can rub

bin fan pan dot

man fat tan

ton rut

log

bog hug hog

met dog jog pat

bit mop smog

bit fog

ted

bed wed run

hen cat jot led

fed tip wig

rug jog

pit

bug wit hit

bit pen jet

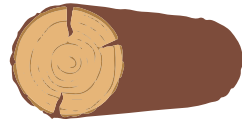
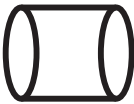
bat sit lap

run fit



3D shapes / Yifano yomaruha ga 3

Match the shape with the correct objects. /
Gwanekedesa sifano no sininke souhunga.




Plurals / Payinzi


Write the plural forms of the given nouns. /
Tjanga nonkangodina odo payinzi.




cat / mbisi _____



lamp / ramba _____



pen / pena _____



chair / sipundi _____



girl / mukadona _____




sock / sikasino _____



tree / sitji _____



table / sitafura _____



kettle / siketefa _____



bottle / sindini _____



Question words:
Who, What and Where /
Nonkango puro: Yilye, Yininke ntani Kupi

Who? What? Where?

Molly went to a shop. She bought some clothes for herself.
The shop was in a mall.

Who went to the shop?

a) Molly

b) Sam

c) Mom

What did she buy?

a) car

b) clothes

c) snow

Where was the shop?

a) mall

b) beach

c) street

Yilye? Yininke? Kupi?

Molly kwa zire kositora. Age kwa karende yidwara yendi.
Sitara kwa kara modoropa.

Yilye gazire kositora?

a) Molly

b) Sam

c) Mom

Yinke ga karende?

a) etuwa

b) yidwara

c) nondya

Kupi sakara sitara?

a) modoropo

b) kezenga

c) mositarata

Write questions using the following words:/

Tjanga mapuro kuruganesa nonkango9 odo dina ka kwamako:

What: /Yinke:

.....

Where: / Kupi:

.....



Problem Solving / Ekonakono udigu

1. There are 10 pies. The wolf ate 7 pies. How many pies are left? /
 Kuna kara nomungome 10. Mbwa yiyo zina lipo nomungome 7.
 Nomungome dingapi dina hupupo?

Sivike 18

2. I have 7 pens. Mother gives me 3 more pens. How many pens do I have altogether? /
 Ame kuna kara nonopena 7. Onane yiyo vana penge / vana gwedererengepo nonopena 3. Nopena dingapi nina karanado kudipakerera.

Harade 1

3. There are 8 birds sitting on a wire. 4 birds fly away. How many birds are left? /
 Yidira 8 yinatembere kondarate. Yine yina tuka po. Yidira yingapi yingapi yina hupupo?

4. Pam has 5 marbles. She win 3 more marbles. How many marbles does Pam have altogether? /
 Pamela kuna kara nomautovara 5. Yiyo ana venene po hena maureke 3. Maureke gangapi ana kara nago kugapakerera kumwe?

Success begins with education

Parents will be able to visit the website and watch daily videos or they can subscribe to our Zoshy Telegram channel to receive daily videos. One can also download the PDF version of the book on the website. Also watch our daily show on Active Kids to watch your favourite lessons.



<https://t.me/zoshyonline>



ONLINE

For extra perks!

How does it work?



Easy peasy steps to follow

Register at zoshy

You can save your favourite lessons and find them easier



- Step 1: Find us at www.zoshy.online or scan the QR code
- Step 2: Find your grade and select the year
- Step 3: Choose your language
- Step 4: Choose the week you want to learn out of
- Step 5: Choose lessons from what lessons there are
- Step 6: Download booklet if you do not have it
- Step 7: Watch and follow the teacher as she explains what to do in the book
- Step 8: Follow us on Facebook (Zoshy & Active Kids) to never miss a video
- Step 9: Subscribe to our Zoshy Telegram channel if you want to receive daily updates



www.zoshy.online

In collaboration with the Ministry of Education, Arts and Culture

PRINT

- 1** Turn the booklet to landscape.
- 2** Take a ruler & tear the booklet at the top long fold.
- 3** Fold the booklet in half.
- 4** The learning journey can start.

STEPS

HOW TO TEAR & USE THE BOOKLET



Ngapi omu nokara

EPENDA

Kunga ndi gamena vakweni,
ntani likunga nyaamoge



Mapenda nagenye

kudwara yinkumantere

