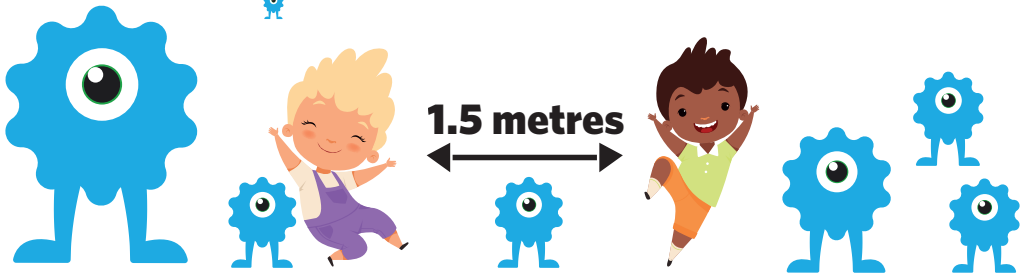


Pre-primary: Week 23 & 24 / !Gaos!gaos !Gubis: Wekheb 23 & 24 5-6 years/ 5-6 Kurin

English / Khoekhoegowab

Draw a picture of your pet. /
Sa om|guru-i īsiba |nō||nā

Animals/Xamarin



These numbers indicate which day you can complete each worksheet! But if you want to, you can work ahead and do the rest as well.

This publication is a collaboration between the Ministry of Education, Arts and Culture and Namibia Media Holdings. This publication is sponsored by the Ministry.

Copyright © Ministry of Education, Arts and Culture. All parts of this publication cannot be reproduced, stored in a retrieval system or transmitted in any form or by any means, electronic, mechanical, photocopying, recording or otherwise without prior permission of the Ministry of Education, Arts and Culture or the Publisher.

Production by: Namibia Media Holdings  **NAMIBIA MEDIA HOLDINGS**

Printing: Newsprint Namibia 




The Ministry of Education, Arts and Culture
www.moe.gov.na



Animals/Xamarin

Colour in the farm animals. / !Garo!ās xamarina anan!nā



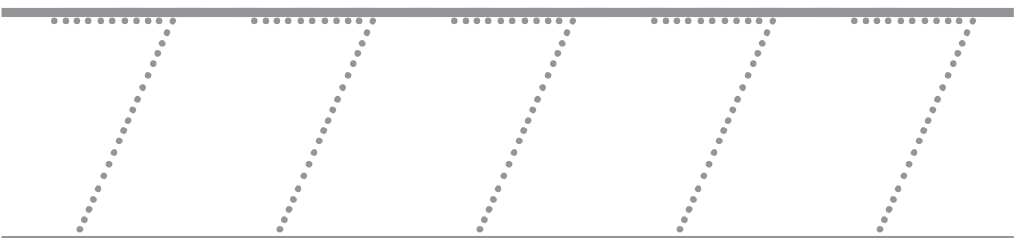
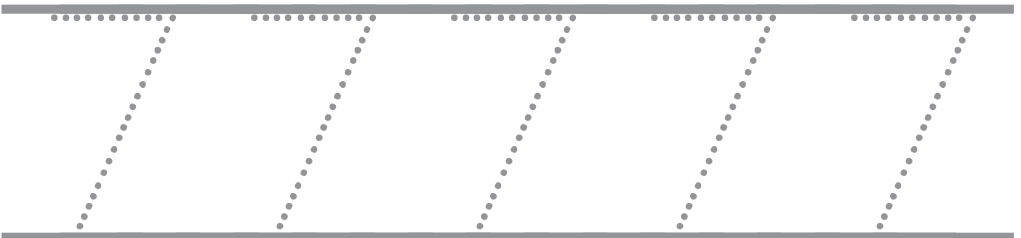
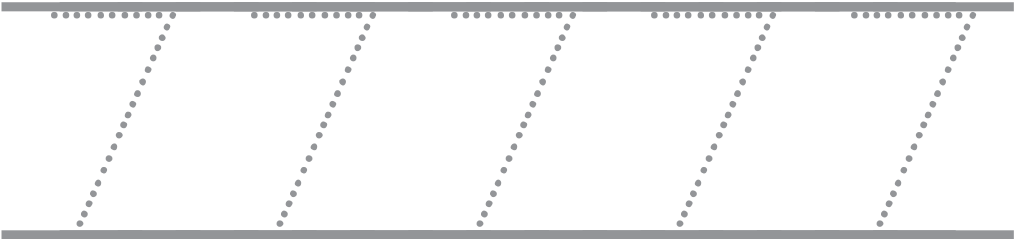

Draw your favourite pet, farm or domestic animal and discuss how you take care of it. / Sa |namsa om|guru-e |nō||nâ, !aub tamas ka io omari xamari-e tsî nē xamari-ets mâ |gaus ai ra !ûi!â !khaisa !hoaḥam.

Wekheb 23

iGao!gaos iGubis








Trace the number 7. / !Gôas 7sa !ari||garab ai ÷gae!nâ.



Wekhëb 23

!Gao!gaos !gubhis

Match each head to its body. /
Mâ danas hoasa ñhunuma soros |kha |hao|hao.



Wekheb 23

iGao!gaos iGubis




Circle the buckets that are full and colour the buckets that are empty. /
|Oasa emerde ꞑgaeꞑnami tsî |khai!nâ emerde anan!nâ.



Wekheb 23

iGao!gaos !gubis

Colour in all products we get from farm animals. /
Hoa kurusa xūn !garo!āde xū da ra hōna anan!nā.



Circle all names with the same beginning sound. /
Hoa |ondi |gui tsoatsoa |ōba ūhâde †gae†nami.




Eliaser



Eibeb



Alina



Ezal

Wekhneb 23

iGao!gaos Iguhis

Circle all the number sevens (7). / Hoa (7) !gôade †gae†nami.

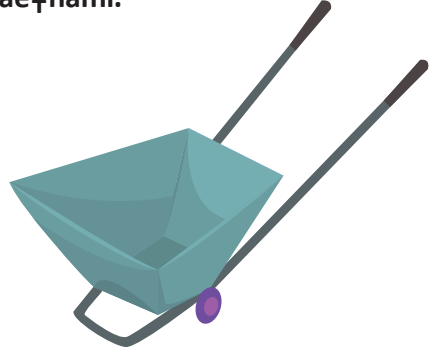
Wekheb 23

iGao!gaos igubis


7 4 1 3 6 4 7
 2 6 7 3 2 7 7
 2 4 6 5 7 6 1
 5 6 7 3 2 6 4
 7 2 5 6 7 1 6
 1 2 5 3 6 7 3
 6 1 6 4 1 7 3
 3 7 4 7 6 5 6



Identify all items coloured purple and circle them./
Hoa ꞑhoa|apa xûna ꞑgaeꞑnami.




Colour the first and last animals in the row. /
 †Guro tsî |uniga xamari-e !harib !nâ anan!nâ.



Wekheb 23

iGao!gaos !gubis




Look at the 50c and draw it in the space provided. /
50csa kō tsî māsa soab !nâ |nō||nâ.



Wekheeb 23

iGao!gaos !gubis



Circle all the 5c with yellow, 10c with red and 50c with brown. /
 Hoa 5c !hunise, 10c |apase tsî 50c †gama !ûb |kha †gae†nami.



Wekheb 23



iGao!gaos !gubis




Cut out the animals and arrange them in the given order: cow – first, sheep – second and dog – last. / Xamarina ||araɕui tsî m̄asa saogub !n̄a m̄aisaogu: gomas-ɕguro, gūs- |gam||î tsî arib- |uniga.



Wekheb 23



iGao!gaos !gubis





Use any resources available to make a collage. /
Hōsa xū-i hoa-e sisenū tsī īsiba ꞑaoInā.



Read the picture cards of different animals. /
!Kharagagu xamarin di isikartde khomai.



cat/hôas



dog/arib



horse/hāb



sheep/gūs



goat/piris




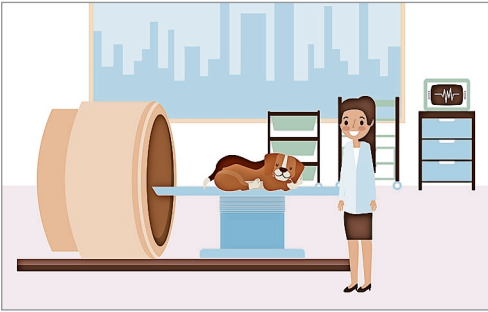

cow/gomas

Wekheb 24

iGao!gaos igubis



Arrange pictures in the correct sequence. /
‡Hanu saogub !nâ ai-îsiga mâisaogu.



Wekheb 24

iGao!gaos !gubis









Cut out and complete the puzzle. / Puzelsa ||araɕui tsí dītoa.



Wekheh 24

iGao!gaos Iqubis


Connect each animal to its group. /
Mâ xamari-i hoa-e ||î-i di !nans |kha ðgael|are.




Wekheb 24


iGao!gaos !gubis

Count the animals in each row and write the correct number. /
Mâ !harib hoab !nâ xamarina !gôa tsî ðhanu !gôasa xoa.










Wekheb 24

iGao!gaos !gubis



Colour all the rectangles with a colour of your choice. /
Sa ||khoab loa hâ |ûb |kha hoa ðhanu||hôabede anan!nâ.



Wekheb 24

iGao!gaos Iqubis

Cut out any animal you find in a newspaper or magazine and talk about it with your teacher or parent and paste it in the space provided. /

Xamari-e ɕhōaɕkhanib tamas ka io ɕkhani-e xu ||araɕui tsí sa in tamas ka io ||gau!nâ ao-i ||kha !hoaɕam tsî māsā soab !nâ ɕaoɕgā.

Wekheb 24

iGao!gaos iGubis



Match similar words with lines. / |Guiti-ī mîde ||garab |kha †gae||are.

fish / ||aub

cow / gomas

bird / anis

mouse / durus

mouse / durus

fish / ||aub

cow / gomas

horse / hāb

chicken / ||gāu-anis

bird / anis

horse / hāb

chicken / ||gāu-anis

Fill in the missing numbers. / Xūḥuisa !gōade xoaḥgā.

1, __, 3, __, 5, __, 7

Wekheb 24

1, 2, __, 4, __, 6, __


iGao!gaos igubis

__, 2, 3, __, __, 6, 7

1, __, __, 4, 5, __, __

1, __, 3, __, 5, __, 7

Combine the dots to form a dog. /
!Ari||garaba †gae||are ariba kurus !aroma.



Wekhneb 24

iGao!gaos !gubis


Match the number to the correct set of animals. /
!Gôasa ðhanu xamarin di !nans |kha ðgae||are.

Wekheb 24


iGao!gaos !gubis



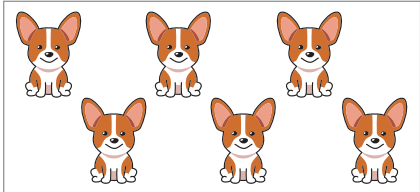
2




6




1



3



4



5

Success begins with education

Parents will be able to visit the website and watch daily videos or they can subscribe to our Zoshy Telegram channel to receive daily videos. One can also download the PDF version of the book on the website. Also watch our daily show on Active Kids to watch your favourite lessons.



<https://t.me/zoshyonline>



For extra perks!

ONLINE

How does it work?



Easy peasy steps to follow

Register at zoshy

You can save your favourite lessons and find them easier



- Step 1: Find us at www.zoshy.online or scan the QR code
- Step 2: Find your grade and select the year
- Step 3: Choose your language
- Step 4: Choose the week you want to learn out of
- Step 5: Choose lessons from what lessons there are
- Step 6: Download booklet if you do not have it
- Step 7: Watch and follow the teacher as she explains what to do in the book
- Step 8: Follow us on Facebook (Zoshy & Active Kids) to never miss a video
- Step 9: Subscribe to our Zoshy Telegram channel if you want to receive daily updates



www.zoshy.online

In collaboration with the Ministry of Education, Arts and Culture

PRINT

1 Turn the booklet to landscape.

2 Take a ruler & tear the booklet at the top long fold.

3 Fold the booklet in half.

4 The learning journey can start.

STEPS
HOW TO TEAR & USE
THE BOOKLET





WHAT DO YOU LIKE ABOUT THE SCHOOL BOOKS?



Foibe Shikongo

It felt really nice to colour in the booklet. I liked to see the different words and things I could learn from the booklet.



Lerato Masokela

I saw the Namibian flag in the educational booklet which has different colours. I coloured in the flag. I like the booklet because I like to read from it. I like reading and I like mathematics also. I saw numbers and words in the booklet which I liked.



Wendjipa Hondjera

I really like to see the different colours in the booklet and to see many types of animals. I like to count. The educational booklet helped me to do that very well.



< Zodak Kandjii

It was really nice to see the educational booklet where I could colour in the pages and read. I saw the picture of the President of Namibia. I learned that his name is President Hage Geingob.

Jennifer Hitjii >

I like the English language activities in the educational booklet. The educational booklets help me to read and write.



Get to know more about another Namibian language!

This week we will be learning about **Thimbukushu**.

Did you know?

- In Thimbukushu we do not have letter the L, X and Z.
- Thimbukushu is spoken in Namibia, Botswana, Angola and Zambia.

Take part in our competition of the week!

WIN N\$ 100

What is 'read' in all the 11 different languages from last week's word of the week? Whatsapp your answer with the following:

+264 81 850 3609

Name & Surname, Grade, School and picture of you holding one of our books.

