

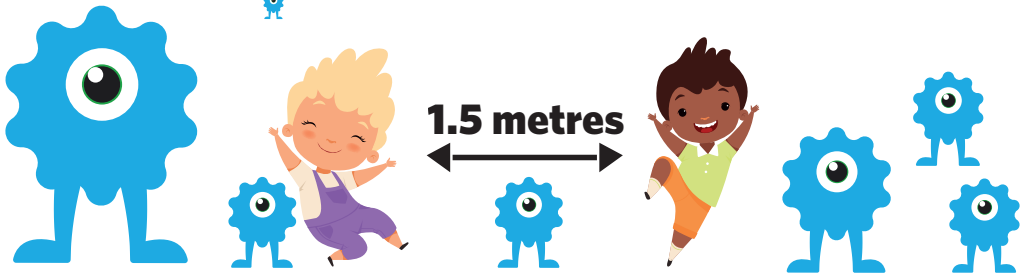
Pre-primary: Week 23 & 24 / Sitopa samakalelo: Viki 23 ni 24

5-6 years / balimo ze lishumi nize silezi

English / siLozi

Draw a picture of your pet. /
Swanisa simunanu sa hao.

Animals / Lifolofolo



These numbers indicate which day you can complete each worksheet! But if you want to, you can work ahead and do the rest as well.

This publication is a collaboration between the Ministry of Education, Arts and Culture and Namibia Media Holdings. This publication is sponsored by the Ministry.

Copyright © Ministry of Education, Arts and Culture. All parts of this publication cannot be reproduced, stored in a retrieval system or transmitted in any form or by any means, electronic, mechanical, photocopying, recording or otherwise without prior permission of the Ministry of Education, Arts and Culture or the Publisher.

Production by: Namibia Media Holdings  **NAMIBIA MEDIA HOLDINGS**

Printing: Newsprint Namibia 




The Ministry of Education, Arts and Culture
www.moe.gov.na



Animals / Lifolofolo

Colour in the farm animals. / Penda lifolofolo zeli mwasimu.



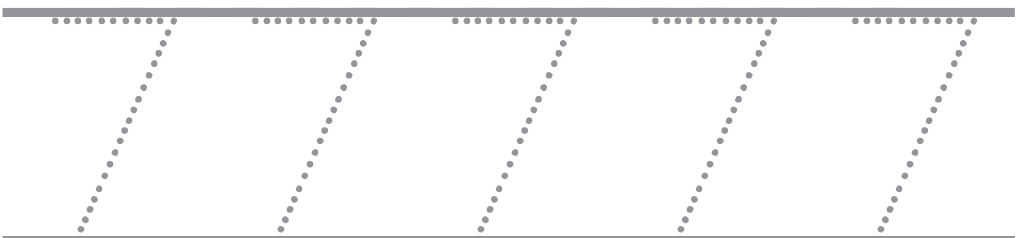
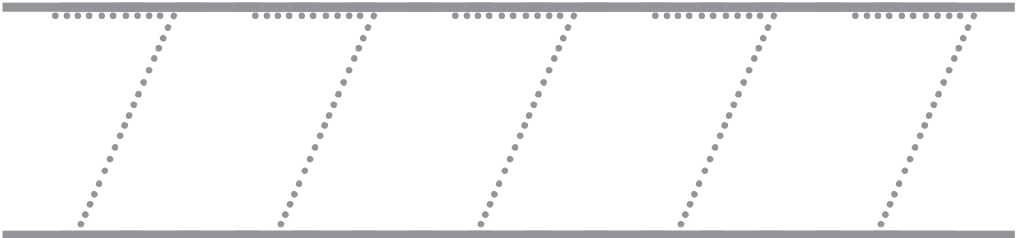


Draw your favourite pet, farm or domestic animal and discuss how you take care of it. / Swanisa simunanu sahao solata hahulu, fasimu kapa folofolo ye muutile mi muiambole kamo ukona kusibabalela.

Viki 23






Sitopa sa makalelo



Trace the number 7. / Utilese nombolo ya busupa.



Match each head to its body. / Bapanya maswaniso alitoho ni mubili oyelela.



Viki 23

Sitopa sa makalelo







Circle the buckets that are full and colour the buckets that are empty. /
Besikwenda fa mahemele atezi mi kupenda mahemele ali mukungulu.



Viki 23

Sitopa sa makalelo

Colour in all products we get from farm animals. /
Penda lika zeo lufumana kwa lifolofolo za mwasimu.



Viki 23

Sitopa sa makalelo




Circle all names with the same beginning sound. /
Bea mabizo kaufela akala ni mulumo o swana mwasikwenda.



Eliaser



Eibeb



Ezal



Alina

Viki 23

Sitopa sa makalelo

Circle all the number sevens (7). / Bea nombolo ya busupa kaufela mwasikwenda.

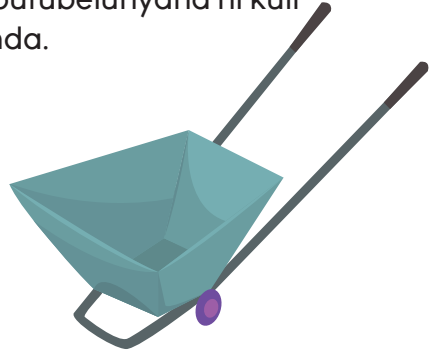
7 4 1 3 6 4 7
 2 6 7 3 2 7 7
 2 4 6 5 7 6 1
 5 6 7 3 2 6 4
 7 2 5 6 7 1 6
 1 2 5 3 6 7 6
 6 1 6 7 1 7 3
 3 7 4 7 4 5 6

Viki 23



Sitopa sa makalelo



Identify all items coloured purple and circle them./
Lemuha lika kaufela zependilwe bufubelunyana ni kuli
bea mwasikwenda.



Colour the first and last animals in the row. /
Penda folofolo yapili niya mafelelezo mwa mibamba yeo.



Viki 23

Sitopa sa makalelo



Look at the 50c and draw it in the space provided. /
Talima muwayawaya wa 50c ni ku uswanisa mwasibaka sesi filwe.



Wiki 23

Sitopa sa makalelo

A large, empty rectangular box with a thin black border, intended for the student to draw the 50-cent coin based on the provided images.

Circle all the 5c with yellow, 10c with red and 50c with brown. /
 Bea ma 5c mwasikwenda sañandatalukeke, ma 10c mwasikwenda sesi
 fubelu mi ma 50c mwasikwenda sa bulauni.




Viki 23



Sitopa sa makalelo




Cut out the animals and arrange them in the given order: cow – first, sheep – second and dog – last. / Puma tukulata twa lifolofolo zeo ni kulibea moliswanela: komu ibe yapili-ngu kiyabubeli, mi nja ya mafelelezo.



Viki 23



Sitopa sa makalelo





Use any resources available to make a collage. /
Sebelisa lisebeliso zosweli kupumaka siswaniso seo ni kungungeka
lilama zasona.




Read the picture cards of different animals. /
Bala tukulata twa lifolofolo zencincana.



cat/kaze



dog/nja



horse/pelesa



sheep/nguu

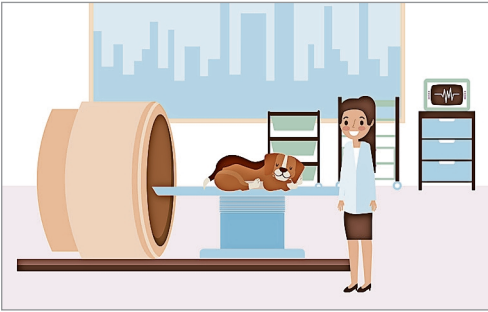


goat/puli



cow/komu

Arrange pictures in the correct sequence. /
Bea hande maswaniso ao kamo atatelelana.



Viki 24

Sitopa sa makalelo

Cut out and complete the puzzle. /
Pumaka tukulata ni kutaleleza pazulu.











Viki 24

Sitopa sa makalelo




Connect each animal to its group. /
Ngungeka lifolofolo zeli kwa zohoto ni likwata moliwela.




Viki 24


Sitopa sa makalelo

Count the animals in each row and write the correct number. /
 Bala palo ya lifolofolo zeziinzi mwatunpokesi kwa zohoto mi uñole palo
 yazona kwatunpkosi totuinzi mukungulu kwa bulyo.










Viki 24

Sitopa sa makalelo



Colour all the rectangles with a colour of your choice. /
Penda li ñokolwa talu kaufela kamubala wo tabela ahulu.



Cut out any animal you find in a newspaper or magazine and talk about it with your teacher or parent and paste it in the space provided. / Puma folofolo kaufela yokafumana mwamutende kapa magazine mi wambole zasona ni boticele kapa bashemi bahao, mi uñambeke folofolo yeo mwasibaka sesi lukisizwe.

Viki 24

Sitopa sa makalelo



Match similar words with lines. / Sebelisa mubamba kubapanya manzwi
aswana kuainzi mwatasi.

fish/tapi

cow/komu

bird/nyunywani

mouse/peba

mouse/peba

fish/tapi

cow/komu

horse/pelesa

chicken/kuhu

bird/nyunywani

horse/pelesa

chicken/kuhu

Fill in the missing numbers. / Taleleza linombolo zesio.

1, __, 3, __, 5, __, 7

Viki 24

1, 2, __, 4, __, 6, __


Sitopa sa makalelo

__, 2, 3, __, __, 6, 7

1, __, __, 4, 5, __, __

1, __, 3, __, 5, __, 7

Combine the dots to form a dog./
Ngungeka tudoti kueza Nja.



Viki 24

Sitopa sa makalelo


Match the number to the correct set of animals. /
Bapanya linombolo ni sikwata sa lifolofolo sesielela.

Viki 24


Sitopa sa makalelo




2




6




1



3



4



5

Success begins with education

Parents will be able to visit the website and watch daily videos or they can subscribe to our Zoshy Telegram channel to receive daily videos. One can also download the PDF version of the book on the website. Also watch our daily show on Active Kids to watch your favourite lessons.



<https://t.me/zoshyonline>



For extra perks!

How does it work?



Easy peasy steps to follow

Register at zoshy

You can save your favourite lessons and find them easier



- Step 1: Find us at www.zoshy.online or scan the QR code
- Step 2: Find your grade and select the year
- Step 3: Choose your language
- Step 4: Choose the week you want to learn out of
- Step 5: Choose lessons from what lessons there are
- Step 6: Download booklet if you do not have it
- Step 7: Watch and follow the teacher as she explains what to do in the book
- Step 8: Follow us on Facebook (Zoshy & Active Kids) to never miss a video
- Step 9: Subscribe to our Zoshy Telegram channel if you want to receive daily updates




www.zoshy.online


In collaboration with the Ministry of Education, Arts and Culture

PRINT


1 Turn the booklet to landscape.




2 Take a ruler & tear the booklet at the top long fold.



3 Fold the booklet in half.



4 The learning journey can start.



STEPS
HOW TO TEAR & USE
THE BOOKLET





Keep the school and your village clean

Don't cut trees. Plant trees!

Don't kill wild animals

Reuse and Recycle

