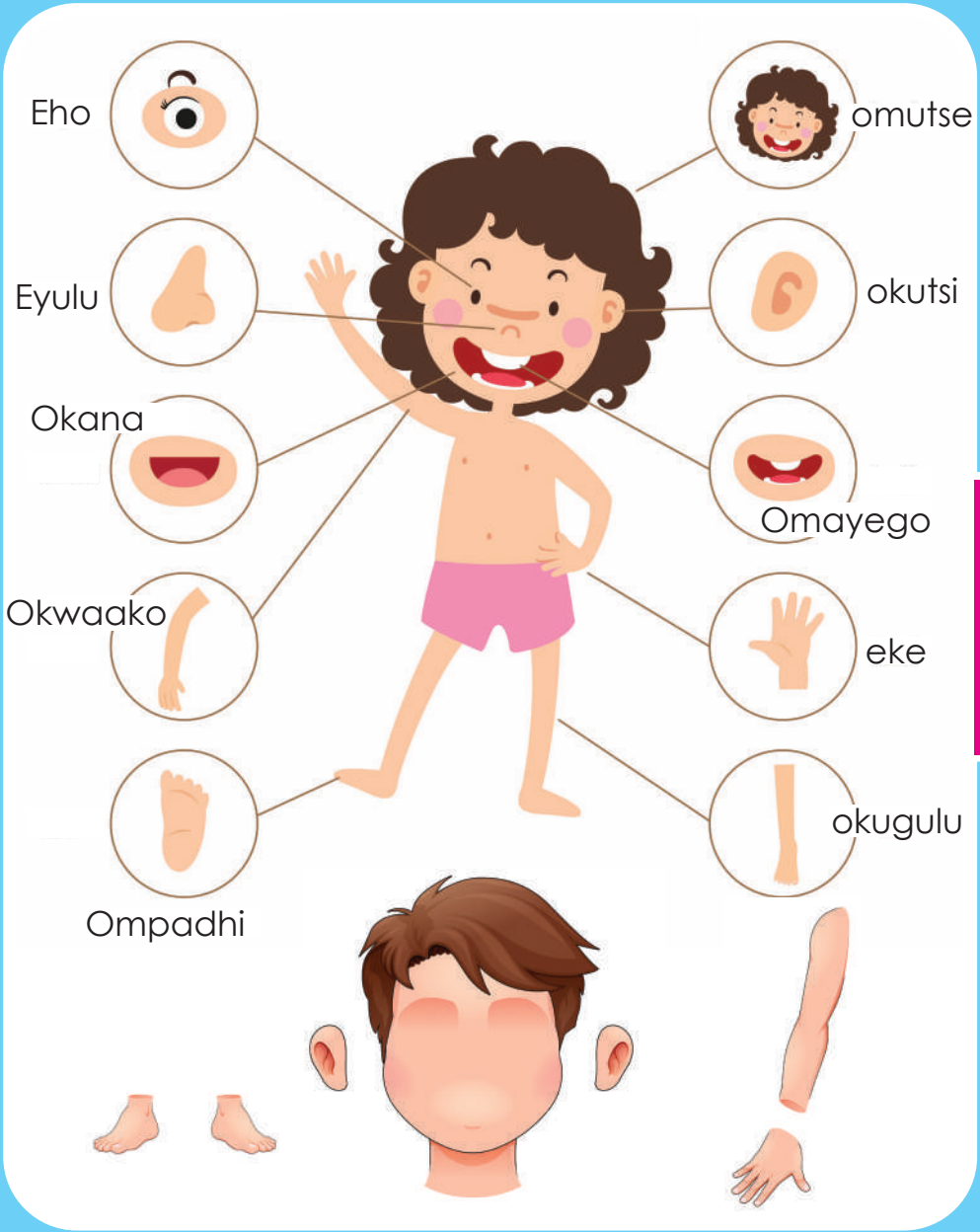


# Ondodo 3: Oshivike 15 & 16



Oshindonga

litopolwa yolutu nokuninga Omatokolo



Ministry of Education,  
Arts and Culture



NAMIBIAN  
COMMUNITY TRUST



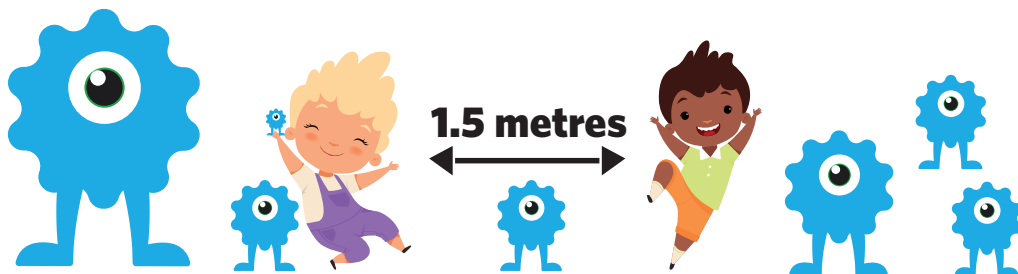
Capricorn Foundation



unicef  
for every child



ONLINE SCHOOL



1

2

3

4

5

These numbers indicate which day you can complete each worksheet! But if you want to, you can work ahead and do the rest as well.

**This publication is a collaboration between the Ministry of Education, Arts and Culture and Namibia Media Holdings. This publication is sponsored by the Ministry.**

**Copyright © Ministry of Education, Arts and Culture.** All parts of this publication cannot be reproduced, stored in a retrieval system or transmitted in any form or by any means, electronic, mechanical, photocopying, recording or otherwise without prior permission of the Ministry of Education, Arts and Culture or the Publisher.

**Production by: Namibia Media Holdings**  **NAMIBIA MEDIA HOLDINGS**

**Printing: Newsprint Namibia**  **newsprint** NAMIBIA



# Rhyme: My Body

Read the story and answer the questions:



Two little hands and two little legs.  
 One big back and one big chest.  
 Ten little fingers, ten little toes.  
 Two little eyes and one little nose.  
 Two little ears and two little feet.  
 One little mouth with lots of teeth.  
 Rosy lips and a big forehead.  
 And lots of hair on the head.  
 One little chin and two elbows.  
 One long neck and two chubby cheeks.  
 Two long arms and two round knees.  
 These are the parts of my body.



1. Name any three body parts that comes in pairs (two):

---

2. Name any three body parts that are not in pairs (one):

---

3. Write down the rhyming words of the following:

toes




---

elbows




---



# Ehalomwaalu Omathele Omulongo, ooyimwe

1. Onomola ayihe, nyola onomola yomathele yomilongo nooyimwe:

- a)  $685 = 6$  hundreds  $8$  tens  $5$  units.
- b)  $197 =$  \_\_\_ Omathele \_\_\_ omilongo \_\_\_ ooyimwe
- c)  $718 =$  \_\_\_ Omathele \_\_\_ omilongo \_\_\_ ooyimwe
- d)  $563 =$  \_\_\_ Omathele \_\_\_ omilongo \_\_\_ ooyimwe
- e)  $278 =$  \_\_\_ Omathele \_\_\_ omilongo \_\_\_ ooyimwe
- f)  $432 =$  \_\_\_ Omathele \_\_\_ omilongo \_\_\_ ooyimwe

2. Nyola onomola tadhi landula:

- a)  $3$  Omathele  $4$  omilongo  $2$  ooyimwe  $= 342$
- b) Omathele  $9$  omilongo  $6$  ooyimwe  $2 =$  \_\_\_\_\_
- c) Omathele  $7$  omilongo  $7$  ooyimwe  $3 =$  \_\_\_\_\_
- d) Omathele  $4$  omilongo  $2$  ooyimwe  $9 =$  \_\_\_\_\_
- e) Omathele  $2$  omilongo  $8$  ooyimwe  $7 =$  \_\_\_\_\_
- f) Omathele  $5$  omilongo  $3$  ooyimwe  $2 =$  \_\_\_\_\_



# Yalula Etulokumwe

$$\begin{array}{r} 342 \\ + 156 \\ \hline \end{array}$$

$$\begin{array}{r} 268 \\ + 213 \\ \hline \end{array}$$

$$\begin{array}{r} 532 \\ + 464 \\ \hline \end{array}$$

$$\begin{array}{r} 714 \\ + 273 \\ \hline \end{array}$$

$$\begin{array}{r} 278 \\ + 421 \\ \hline \end{array}$$

$$\begin{array}{r} 251 \\ + 521 \\ \hline \end{array}$$

Oshiwike 15

## Ekuthemo

$$\begin{array}{r} 873 \\ - 542 \\ \hline \end{array}$$

$$\begin{array}{r} 647 \\ - 315 \\ \hline \end{array}$$

$$\begin{array}{r} 945 \\ - 621 \\ \hline \end{array}$$

Ondondo 3

$$\begin{array}{r} 478 \\ - 153 \\ \hline \end{array}$$

$$\begin{array}{r} 852 \\ - 211 \\ \hline \end{array}$$

$$\begin{array}{r} 741 \\ - 320 \\ \hline \end{array}$$



# Vocabulary and Sight words



## Vocabulary

parts  
body  
function  
heart  
lungs  
kidney  
stomach



Oshiwike 15

## Sight words

Find the following words in the word search

were  
legs  
head

them  
ears  
feet

hands  
teeth  
nose

chin



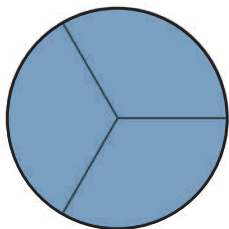
b	h	a	n	d	s	d	s	o	h	w	c	a	e	g	h
c	a	n	s	g	s	i	t	t	e	e	t	h	e	r	s
n	o	s	e	v	i	t	e	g	a	r	k	e	l	t	l
d	e	l	l	i	r	e	b	s	r	e	t	a	h	n	k
s	v	o	r	l	t	h	e	m	s	i	t	d	i	n	e
k	f	e	e	t	m	a	y	i	t	f	r	i	m	a	l

Ondondo 3

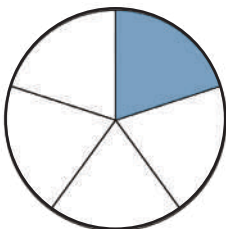


# Omipambulwayalu

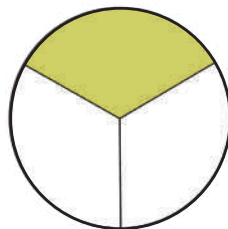
Omupambulwayalu guni gu ulikwa methano kehe.



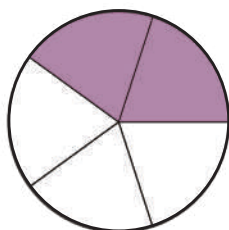
\_\_\_\_\_



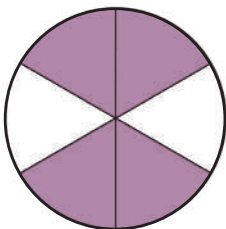
\_\_\_\_\_



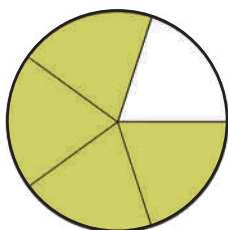
\_\_\_\_\_



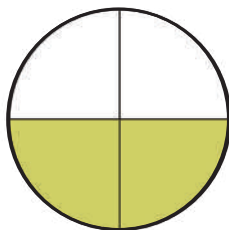
\_\_\_\_\_



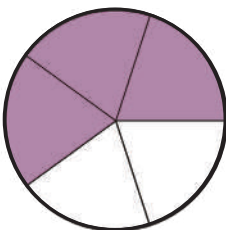
\_\_\_\_\_



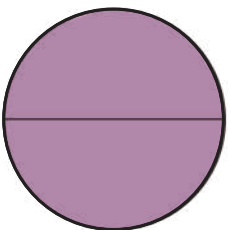
\_\_\_\_\_



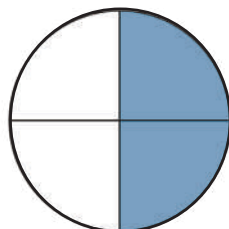
\_\_\_\_\_



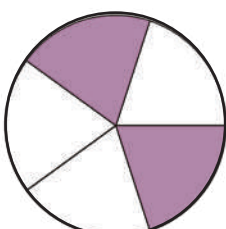
\_\_\_\_\_



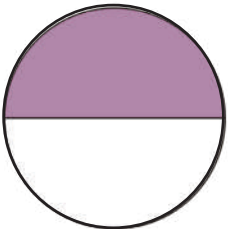
\_\_\_\_\_



\_\_\_\_\_



\_\_\_\_\_



\_\_\_\_\_

Oshiwike 15

Ondondo 3



## Emeto




Tengeneka: \_\_\_\_ cm

Meta : \_\_\_\_ cm



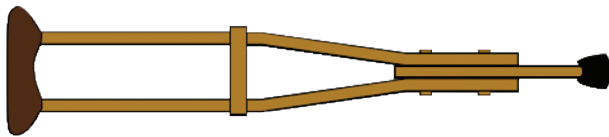
Tengeneka: \_\_\_\_ cm

Meta : \_\_\_\_ cm



Tengeneka: \_\_\_\_ cm

Meta : \_\_\_\_ cm



Tengeneka: \_\_\_\_ cm

Meta : \_\_\_\_ cm



Estimate: \_\_\_\_ cm

Meta : \_\_\_\_ cm








# Okukitakununa

1. Posikola ope na aamati 124 naakadhona 163. Yamwe yomalongwa 144 oye na omafufu omaluudhe. Aalongwa yangapi ka ye na omafufu omaludhe.
- 

2. Anna oku na N\$65 eta toola N\$ 20. Okwa landa uuleke wo N\$25. Okwa thigilapo noshendja yiingapi?
- 

3. Jafet oku na oopena dhomakala 458, Okwa kanitha oopena 120 ta ga ndjapo 212 ku Anna, Jafet okwa thigalapo noopena ngapi?
- 

4. Aanona 41 naakuluntu 24 oya ka talele oshinyandwa uusiku wEtitano. Ngele oshinyanga shiinyandwa oshi na iipundi 177, okwa thigila iipundi ingapi inaayi kuutumbwa?
- 



## Introduction to Conjunctions

and	<u>and</u> connects two ideas that are related: I like apples and bananas.
but	<u>but</u> connects two opposing ideas: I have a secret, but I can't tell you.
because	because is used to show the reason: I ate my lunch because I was hungry.
so	so is used to show the result: It is raining so I take my umbrella



## Conjunctions

Complete the sentences with conjunctions from the box. Use each word only once.

and or before so

because but after



- Let's go to the bakery \_\_\_\_\_ get a treat.
- You will need to put your coat on \_\_\_\_\_ we go.
- I'll open the door \_\_\_\_\_ we can go in.
- Would you prefer a pink \_\_\_\_\_ blue cupcake?
- I'm going to get pink \_\_\_\_\_ it's my favourite colour.
- They both look good, \_\_\_\_\_ you can only choose one.
- We can go to the park \_\_\_\_\_ we finish eating.



## Okwiindjipaleka

2

Oshimpungu  
sha 2

$\square \times 2 = 2$

$2 \times \square = 4$

$\square \times 2 = 6$

$4 \times 2 = \square$

$5 \times \square = 10$

$\square \times 2 = 12$

$7 \times 2 = \square$

$8 \times \square = 16$

$9 \times 2 = \square$

$\square \times 2 = 20$

$11 \times \square = 22$

$12 \times 2 = \square$

3

Oshimpungu  
sha 3

$1 \times \square = 3$

$\square \times 3 = 6$

$3 \times \square = 9$

$4 \times \square = 12$

$\square \times 3 = 15$

$6 \times 3 = \square$

$7 \times \square = 21$

$8 \times \square = 24$

$9 \times 3 = \square$

$\square \times 3 = 30$

$11 \times \square = 33$

$12 \times 3 = \square$

4

Oshimpungu  
sha 4

$1 \times \square = 4$

$\square \times 4 = 8$

$3 \times 4 = \square$

$4 \times \square = 16$

$\square \times 4 = 20$

$6 \times \square = 24$

$7 \times 4 = 28$

$8 \times \square = 32$

$\square \times 4 = 36$

$\square \times 4 = \square$

$11 \times \square = 44$

$\square \times 12 = 48$

Oshiwike 15

Ondondo 3



## Oohuke

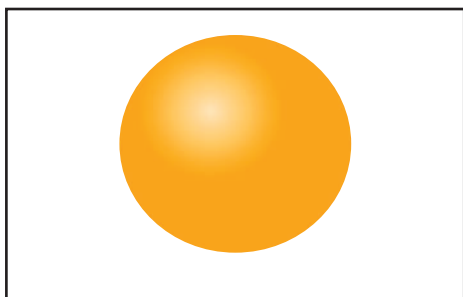
Ulika oohuke nokambo:




\_\_\_ Yoohuke




\_\_\_ yoohuke




\_\_\_ Yoohuke



\_\_\_ yoohuke



Yoohuke



\_\_\_ yoohuke













## Syllables

Look at each picture and clap the syllables. Cut and paste the pictures next to the correct number.



Oshiwike 15

Ondondo 3

 <b>bunny</b>	 <b>bus</b>	 <b>animals</b>	 <b>rain</b>	 <b>chocolate</b>	 <b>bug</b>
 <b>eggs</b>	 <b>basket</b>	 <b>flower</b>	 <b>gigantic</b>	 <b>muddy</b>	 <b>umbrella</b>







# My emotions and I

Complete the speech bubbles:

Sara's little brother fell and hurt his knees. She felt sad and tried her best to help him and comfort him.

Sara said, "Oh you poor thing. Let me help you."



Sam said, " \_\_\_\_\_ ."

When Sam's mother forgot to pick him up from school he felt sad and angry with her. What did he say to her?



John's cousin fought with him. He wanted to prevent the fight. What did he say?

John said, " \_\_\_\_\_ ."



Jane said, " \_\_\_\_\_ ."

Jane got full marks for her test. She wanted to tell her friend that she got full marks without hurting her feelings. What did she say?



# Landula ondjila e to nyola oonomola dhomondjila muukololo ka awu nasha.



$$10 \xrightarrow{+3} 13 \xrightarrow{-5} 8 \xrightarrow{+6} \square \xrightarrow{-4} \square \xrightarrow{+8} \square$$

$$12 \xrightarrow{+6} \square \xrightarrow{-5} \square \xrightarrow{+7} \square \xrightarrow{+10} \square \xrightarrow{-8} \square$$

$$15 \xrightarrow{+7} \square \xrightarrow{-6} \square \xrightarrow{+9} \square \xrightarrow{-8} \square \xrightarrow{+5} \square$$

$$18 \xrightarrow{+2} \square \xrightarrow{-6} \square \xrightarrow{+10} \square \xrightarrow{-5} \square \xrightarrow{+6} \square$$

$$20 \xrightarrow{-1} \square \xrightarrow{-4} \square \xrightarrow{+3} \square \xrightarrow{-7} \square \xrightarrow{-6} \square$$

$$\square \xrightarrow{+4} 14 \xrightarrow{-7} \square \xrightarrow{+3} \square \xrightarrow{-5} \square \xrightarrow{+10} \square$$

$$\square \xrightarrow{-6} 13 \xrightarrow{+7} \square \xrightarrow{-5} \square \xrightarrow{-4} \square \xrightarrow{+8} \square$$



# Okulesha

## Uuyambiitya

Dhenga  
Kwatha  
Yaka  
Tukana  
Ohenda



## litya ya kwalukehe

nawa  
dhiladhila  
etha  
tangi  
mondjila

Oshiwike 16

Ondondo 3



Phonics: a-e

ace

face

cave

bake

race

base

sale

made

cage

case

hate

safe

late

date

gate

plate

skate

rate

Use any 3 words above and make your own sentences:

---



---



---



---



---



---



---



---

Oshiwike 16

Ondondo 3



# Yalula Etulokumwe

$$\begin{array}{r} 346 \\ + 232 \\ \hline \\ \hline \end{array}$$

$$\begin{array}{r} 416 \\ + 243 \\ \hline \\ \hline \end{array}$$

$$\begin{array}{r} 107 \\ + 481 \\ \hline \\ \hline \end{array}$$

$$\begin{array}{r} 125 \\ + 234 \\ \hline \\ \hline \end{array}$$

$$\begin{array}{r} 240 \\ + 453 \\ \hline \\ \hline \end{array}$$

$$\begin{array}{r} 388 \\ + 211 \\ \hline \\ \hline \end{array}$$

Oshiwike 16

# Ekuthemo

$$\begin{array}{r} 899 \\ - 436 \\ \hline \\ \hline \end{array}$$

$$\begin{array}{r} 296 \\ - 154 \\ \hline \\ \hline \end{array}$$

$$\begin{array}{r} 474 \\ - 261 \\ \hline \\ \hline \end{array}$$

Ondondo 3

$$\begin{array}{r} 368 \\ - 107 \\ \hline \\ \hline \end{array}$$

$$\begin{array}{r} 176 \\ - 130 \\ \hline \\ \hline \end{array}$$

$$\begin{array}{r} 566 \\ - 324 \\ \hline \\ \hline \end{array}$$



# Subject-verb agreement

The subject and verb must agree in number.

**Example:** He goes to work by bus.

They go to work by bus

Look at each picture and choose the correct form of the verb that matches the subject:

- 1) Cows \_\_\_\_\_ in the meadow.



graze / grazes

- 2) Janet \_\_\_\_\_ her school bag.




pack / packs

- 3) The bunny \_\_\_\_\_ the eggs.



hide / hides

- 4) Ships \_\_\_\_\_ in the sea.



sail / sails

- 5) Elephants \_\_\_\_\_ water with their trunks.



drink / drinks

- 6) The boy \_\_\_\_\_ the dog.



hug / hugs

- 7) Christina \_\_\_\_\_ at herself in the mirror.



looks / look

- 8) The butterflies \_\_\_\_\_ their wings.



flutter / flutters



# Okumbalipika noku tateka

- Mbalipika 16 = \_\_\_\_\_
- Mbalipika 24 = \_\_\_\_\_
- Mbalipika 11 = \_\_\_\_\_
- Mbalipika 20 = \_\_\_\_\_
- Mbalipika 33 = \_\_\_\_\_
- Mbalipika 50 = \_\_\_\_\_



Oshiwike 16

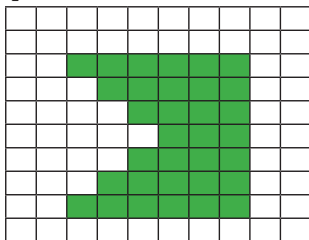
Ondondo 3

- Etata lyo 24 = \_\_\_\_\_
- Etata lyo 16 = \_\_\_\_\_
- Etata lyo 40 = \_\_\_\_\_
- Etata lyo 100 = \_\_\_\_\_
- Etata lyo 12 = \_\_\_\_\_
- Etata lyo 30 = \_\_\_\_\_

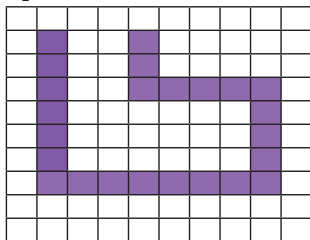
## Area: Counting squares

Find the area of each shape:

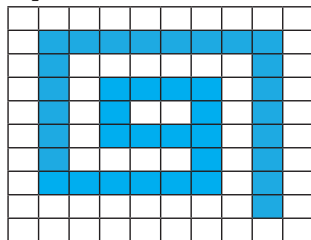
1)

Area in   
square units


2)

Area in   
square units

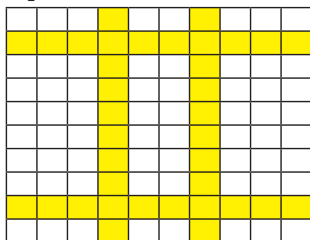
3)

Area in   
square units

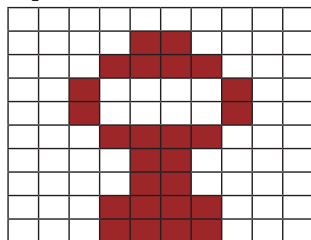
4)

Area in   
square units

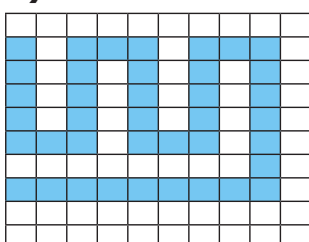
5)

Area in   
square units

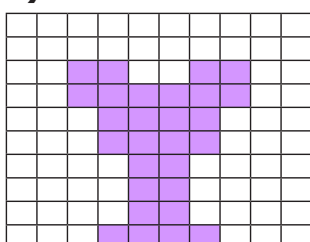
6)

Area in   
square units

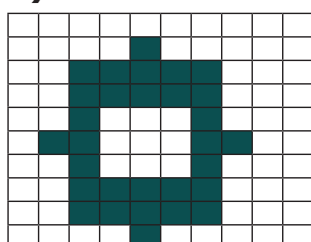
7)

Area in   
square units

8)

Area in   
square units

9)

Area in   
square units



## Prepositions of time:

## at / on / in

Fill in the blanks with the correct preposition (at, on, or in)

1. Peter's birthday is \_\_\_\_\_ February 17th.
2. It is always cold \_\_\_\_\_ July in Namibia.
3. It can be dangerous to walk alone \_\_\_\_\_ night.
4. My family always eats cake \_\_\_\_\_ Christmas day.
5. The train leaves \_\_\_\_\_ 8 o'clock tomorrow morning.
6. I love swimming in the pool \_\_\_\_\_ the summer.
7. I visited my grandmother \_\_\_\_\_ Friday.
8. Jack always goes for a run \_\_\_\_\_ the morning.



# Okukitakununa

1. Okamati okanyanyukwi oha toola oonkolokosha 17 esiku kehe. Muule womasiku ga8 ota toola oonkolokosa ngfapi?

---

2. Okakadhona okageyintu oka toola omamanya 24.Omamanya 13 okwe ga dhaadhiga momulonga. Okwa thigalapo nomamanya gangapi?

---

3. Aanona aanyanyukwi oya longitha uuyemele we vi u3 oku tunga egumbo lyevi.Oyena oku longitha uuyemele u ngapi oku tunga omagumbo gevi ge li 21?

---

4. Dan okwa ningila Jane oshituthi inaashi longekidhwa. Okwa hiya aamati 21 naakadhona 19.Aamati 18 oyo owala ya holoka.Aanona yangapi ya li yaholoka koshituthi?

---


Oshiwike 16

Ondondo 3



# Okuvongokonona omauyelele.

Abeli okwa thaneke ograma tayi ulike ethimbo ndjoka ha longitha miilongadhalwa ye momwedhi gumwe.



- Oha longitha oowili ngapi moshinyandwa?  
\_\_\_\_\_
- Muudhano okwa longitha oowili ngapi?  
\_\_\_\_\_
- Omoshilongadhalwa shini a longitha ethimbo olindji  
\_\_\_\_\_
- Omoshinyangadhalwa shini a longitha ethimbo eshona ?  
\_\_\_\_\_
- Okwa longitha oowili ngapi muunkulungu,moshinyandwa nomondanisa?  
\_\_\_\_\_
- Oowili ngapi odhindji a longitha mondanisa dhi vulithe muunkulungu?  
\_\_\_\_\_

Oshiwike 16

Ondondo 3



# Plurals: Add 's to make the nouns plural

Complete the sentence and change the word in brackets to plural form:


1. The \_\_\_\_\_ (girl) are happy because they have got new \_\_\_\_\_ (toy).
2. These are the \_\_\_\_\_ (way) to school.
3. Tony is two \_\_\_\_\_ (year) old.
4. Mom bought new \_\_\_\_\_ (computer).
5. These are your \_\_\_\_\_ (key).
6. We have fourteen \_\_\_\_\_ (boy) in our class.
7. There are many \_\_\_\_\_ (donkey) on the farm.
8. Sam wants to collect the \_\_\_\_\_ (ruler).



# Okuninga omatokolo

Kwathela Emma a tokole ondjila ndjoka e na okuya kedhiya lyenono,hoka ku na ookume ke yemutegelela yemuninginithe.

Tameka



Manitha



Oshiwike 16

Ondondo 3





## Okwiindjipaleka

5

Oshimpungu  
sha5

$$1 \times \square = 5$$

$$\square \times 5 = 10$$

$$3 \times 5 = \square$$

$$4 \times \square = 20$$

$$5 \times 5 = \square$$

$$7 \times \square = 30$$

$$\square \times 5 = 40$$

$$9 \times 5 = \square$$

$$\square \times 5 = 50$$

$$11 \times \square = 55$$

$$\square \times 5 = 60$$

Oshimpungu  
sho10

$$\square \times 1 = 10$$

$$2 \times \square = 20$$

$$3 \times 10 = \square$$

$$4 \times \square = 40$$

$$\square \times 10 = 50$$

$$7 \times 10 = \square$$

$$\square \times 10 = 80$$

$$9 \times \square = 90$$

$$10 \times 10 = \square$$

$$11 \times \square = 110$$

$$\square \times 10 = 120$$

Oshiwike 16

Ondondo 3



# Success begins with education

Parents will be able to visit the website and watch daily videos or they can subscribe to our Zoshy Telegram channel to receive daily videos. One can also download the PDF version of the book on the website. Also watch our daily show on Active Kids to watch your favourite lessons.



<https://t.me/zoshyonline>



ONLINE

For extra perks!

How does it work?



## Easy peasy steps to follow

## Register at zoshy

You can save your favourite lessons and find them easier



- Step 1: Find us at [www.zoshy.online](http://www.zoshy.online) or scan the QR code
- Step 2: Find your grade and select the year
- Step 3: Choose your language
- Step 4: Choose the week you want to learn out of
- Step 5: Choose lessons from what lessons there are
- Step 6: Download booklet if you do not have it
- Step 7: Watch and follow the teacher as she explains what to do in the book
- Step 8: Follow us on Facebook (Zoshy & Active Kids ) to never miss a video
- Step 9: Subscribe to our Zoshy Telegram channel if you want to receive daily updates



[www.zoshy.online](http://www.zoshy.online)

In collaboration with the Ministry of Education, Arts and Culture

PRINT

**1** Turn the booklet to landscape.

**2** Take a ruler & tear the booklet at the top long fold.

**3** Fold the booklet in half.

**4** The learning journey can start.

**STEPS**  
HOW TO TEAR & USE  
THE BOOKLET



# GET TO KNOW YOUR TEACHERS!



**Paulina Tamukondjo Neingo**

Assists with compiling all Pre-primary books.

The project is of great value to the Namibian education system specially during COVID 19 pandemic. It provides educational materials to teachers and parents to educate their children. The project indirectly educates parents to be involved in children's education since they can assist them at home. At the same time teachers are able to use activities throughout the year when they are teaching different themes and at times they may even get examples/ideas on how to set quality assessment tasks. Since children are attending school per groups parents/teachers are able to request children to complete certain activities on their days off. In that way learners are kept busy with learning and are kept safely at home Booklets are user friendly, they are arranged from simple to complex with clear instructions of what is expected from a child. Since the booklets are theme/topic based and are in line with syllabuses, it is promoting a link between home and school, thus learners can have a better understanding as it enhances their prior knowledge.

## Get to know more about another language!

Word of the week: **read**

### Oshikwanyama

lesha

### Khoekhoegowab

khomai

### Thimbukushu

kutoya

### Deutsch

lessen

### Oshindonga

lesha

### Rukwangali

kuresa

### Silozi

kubala

### Otjiherero

resa

### Rumanyo

varura

### Afrikaans

lees

**Take part in our competition  
of the week!**

**You stand a chance to**

**WIN N\$ 100**

Send a video of you reading a story in the book and tell us what you enjoy about reading. Whatsapp your answer with the following:

**+264 81 850 3609**

**Name & Surname, Grade, School and your video.**