

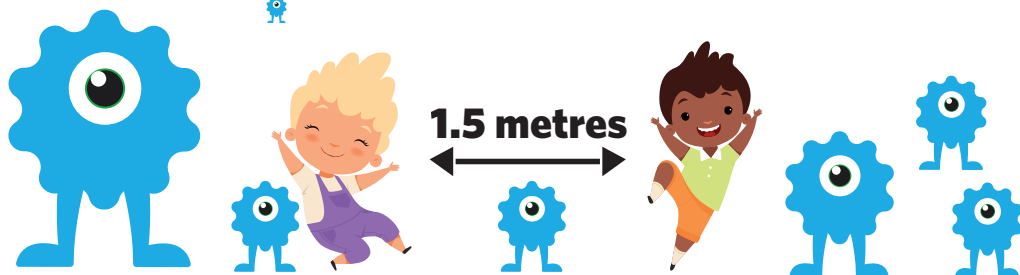
Pre-primary: Week 17 & 18 / Ntambo zontateko: Sivike 17 & 18

5-6 years/Nomvhura 5-6

English /Rukwangali

Draw yourself in your school uniform. /
Lifaneka nyamoge momudwaro gosure.

My School / Sure Zange



These numbers indicate which day you can complete each worksheet! But if you want to, you can work ahead and do the rest as well.

This publication is a collaboration between the Ministry of Education, Arts and Culture and Namibia Media Holdings. This publication is sponsored by the Ministry.

Copyright © Ministry of Education, Arts and Culture. All parts of this publication cannot be reproduced, stored in a retrieval system or transmitted in any form or by any means, electronic, mechanical, photocopying, recording or otherwise without prior permission of the Ministry of Education, Arts and Culture or the Publisher.

Production by: Namibia Media Holdings **NMH** NAMIBIA MEDIA HOLDINGS

Printing: Newsprint Namibia **newsprint** NAMIBIA

The Ministry of Education, Arts and Culture
www.moe.gov.na



My School / Sure Zange

Identify names with same beginning sounds and circle them. /
Dimburura madina ga tameka nomuhagaro gokulifana ko kutamekera.



Titus



Anna



Tim



Tory





Mark with a cross (x) all the missing objects in the second picture. /
Dishura ndi ninka sikuruse (x) koyininke yina dili pefano lyauvali.

Sivike 17

ntambo zontateko



Cut out the pictures and paste them in the correct order. /
Tetagura ntani orameke mafano melikwamo lyouhunga.





Sivike 17

ntambo zontateko



Trace the patterns. / Kwama mo no patorona.



Sivike 17

ntambo zontateko

Draw a big circle. Then draw a small square in the circle. /
Faneka sikwamusere sosinene. Makura ofaneke sikwambando
sosinunu mosikwamusere.

Sivike 17

ntambo zontateko



Circle anything orange in the picture. /
Dingilika nkenye eyi yina kara moruvara rosineguni mefano eli.



Sivike 17

ntambo zontateko

Complete the number pattern. / Manesa patorona zo nomora.

5, 4, 3, 2, 1

sivike 17

5, 4, __, __, __

ntambo zontateko

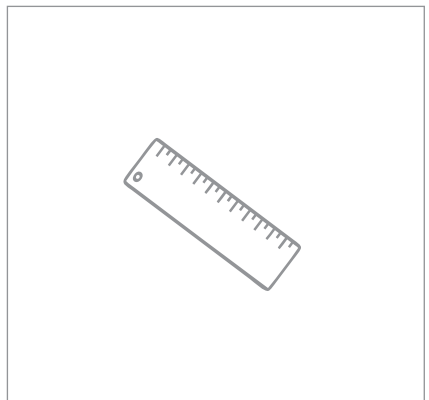
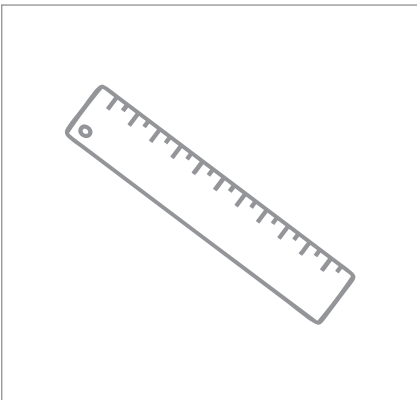
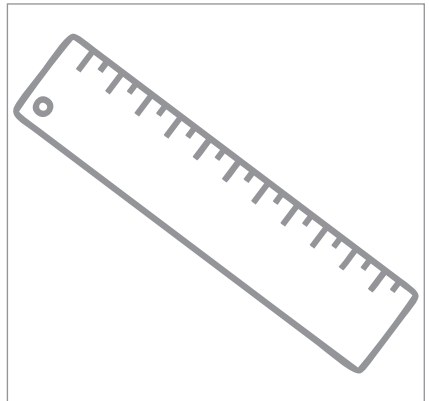
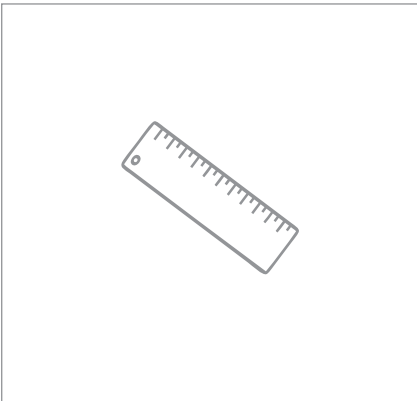
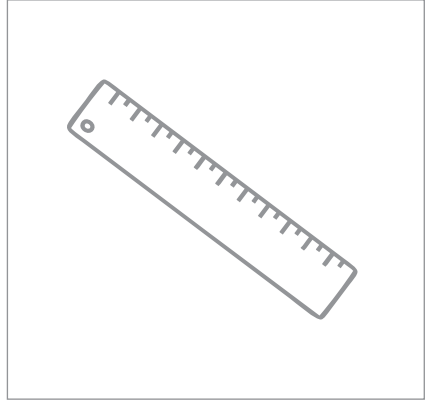
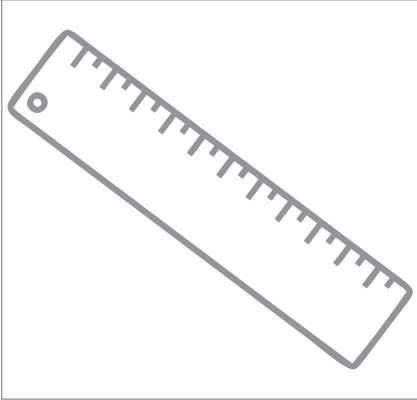
1, 2, 3, 4, 3

___ / ___ / ___ / ___ / ___





3, 2, 5, 2, 3

___ / ___ / ___ / ___ / ___





Match the objects with the same length using lines. /
Ruganesa musunda ogwanekedese yitendeso yina kara
nomusika gumwe.



Spot the objects which are near and circle them. /
Dimburura mafano aga gana kara pepi ntani oga dingilike.



Cut out the glasses and paste them from full to empty. /
 Tetagura mafano gono nkinda makura oga rameke kutundilira
 lyo kuzura dogoro lyomuporongwa.



Sivike 17

ntambo zontateko


Circle all the number 5's. / Dingilika nonomora 5 nadinye.

2 4 1 3 4
 2 3 5 2 1
 5 4 3 1 4
 2 5 3 2
 1 5 3 1 3
 1 1 4 1 3
 3 4 2 5


Trace the dotted triangle. / Kwama yindomo yekovhutatu.

Sivike 17


ntambo zontateko



Draw a triangle. / Faneka ekovhutatu.



Colour all the triangles with an orange colour, all circles with a blue colour and all squares with yellow colour. / Kwita makovhutatu nagenye nosikwitiso sosineguni, yikwamusere nayinye nosikwitiso sosineguru ntani yikwamusere nayinye nouhenga.



Sivike 18

ntambo zontateko

Mime what is shown in the picture. /
Temwinina eyi vana likida mefano.




Sivike 18


ntambo zontateko





Circle all clothes for cold weather. / Dingilika mudwaro gokufu.





Sivike 18



ntambo zontateko



Identify with a cross (X) the correct picture when crossing the road. /
Dimburura nosikuruse (x) efino lyouhunga pokutaguruka sitaura.



Sivike 18

ntambo zontateko

Circle all the 10c. / Dingilika no 10c nadyne.




Sivike 18

ntambo zontateko




Draw any two classroom objects, talk about them with the teacher or parent./ Faneka yininke yivali nkenye eyi yinakara yomonkondwarongerero, yiliyonga nomurongi / mukurona.



Colour the stop sign with a red crayon./ Kwita silikidiso sokusikama nosikwitiso sosigeha.


Sivike 18

ntambo zontateko



Match the number to the correct set. / Gwanekedesa nomora
nefano lyouhunga.

4



3



1



5



2



Sivike 18

ntambo zontateko

Complete the following pattern: / Manesa patorona ozo:

Sivike 18



ntambo zontateko



Cut and paste the objects below on their matching number in the picture. /Tenga ntani rameka yininke ponomora dokulifana pefano.



Sivike 18


ntambo zontateko



Trace the words and match the it to pictures. /
Kwama mononkango odo moyindomo ntani odi
gwanekeedese komafano.



ruler /
sitendeseso



chalkboard /
siperende

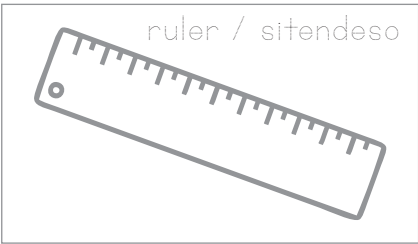



table /
sitafura



chair /
sipundi



children /
vanona

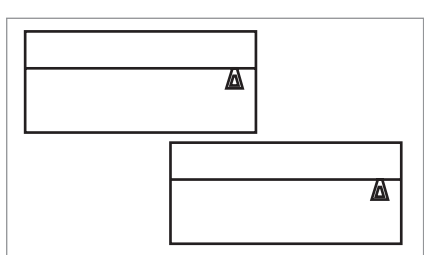
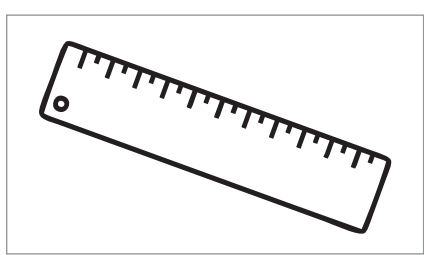

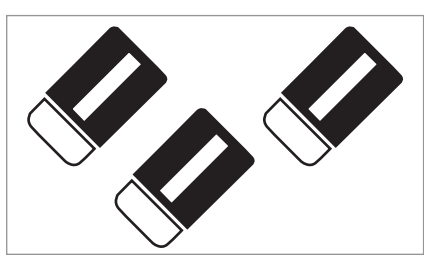
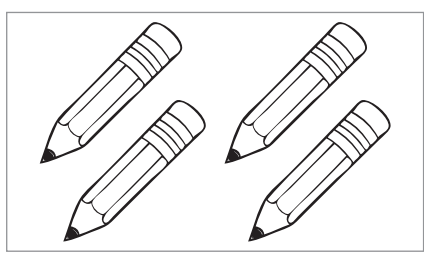
Sivike 18

ntambo zontateko

Count the objects and write the correct number. /
Varura yinke oyo moyimbangu ntani otjange nomora zouhunga moyimbangu korulyo.

Sivike 18

ntambo zontateko



Success begins with education

Parents will be able to visit the website and watch daily videos or they can subscribe to our Zoshy Telegram channel to receive daily videos. One can also download the PDF version of the book on the website. Also watch our daily show on Active Kids to watch your favourite lessons.



<https://t.me/zoshyonline>



For extra perks!

How does it work?



Easy peasy steps to follow

Register at zoshy

You can save your favourite lessons and find them easier



- Step 1: Find us at www.zoshy.online or scan the QR code
- Step 2: Find your grade and select the year
- Step 3: Choose your language
- Step 4: Choose the week you want to learn out of
- Step 5: Choose lessons from what lessons there are
- Step 6: Download booklet if you do not have it
- Step 7: Watch and follow the teacher as she explains what to do in the book
- Step 8: Follow us on Facebook (Zoshy & Active Kids) to never miss a video
- Step 9: Subscribe to our Zoshy Telegram channel if you want to receive daily updates




www.zoshy.online


In collaboration with the Ministry of Education, Arts and Culture

PRINT


1 Turn the booklet to landscape.




2 Take a ruler & tear the booklet at the top long fold.



3 Fold the booklet in half.



4 The learning journey can start.



STEPS
HOW TO TEAR & USE
THE BOOKLET



Ngapi omu nokara

EPENDA

Kunga ndi gamena vakweni,
ntani likunga nyaamoge



Mapenda nagenye

kudwara yinkumantere

