

Grade 1: Week 23 & 24/ Ondondo 1: Otjivike 23 & 24



English / Otjiverero

Spring & Animals / Oruteṅi novinamuinyo



Ministry of Education,
Arts and Culture

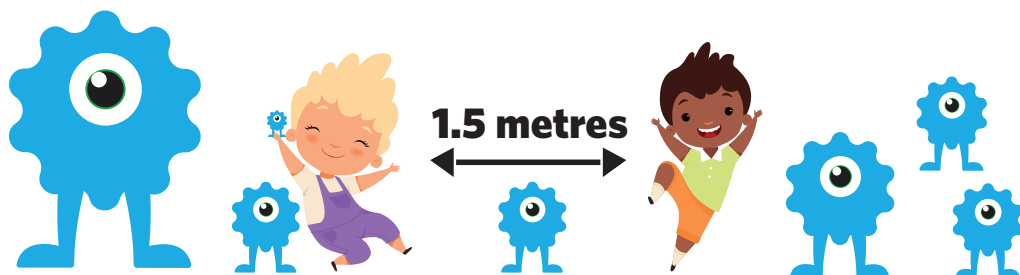


NAMIBIAN
COMMUNITY TRUST



for every child





These numbers indicate which day you can complete each worksheet! But if you want to, you can work ahead and do the rest as well.

This publication is a collaboration between the Ministry of Education, Arts and Culture and Namibia Media Holdings. This publication is sponsored by the Ministry.

Copyright © Ministry of Education, Arts and Culture. All parts of this publication cannot be reproduced, stored in a retrieval system or transmitted in any form or by any means, electronic, mechanical, photocopying, recording or otherwise without prior permission of the Ministry of Education, Arts and Culture or the Publisher.

Production by: Namibia Media Holdings **NMH** NAMIBIA MEDIA HOLDINGS

Printing: Newsprint Namibia **newsprint** NAMIBIA



Reading comprehension / Okuresa nokupaka

Read the story and answer the questions. /
Resa okahungi nu u zire omapuriro.

Spring garden

John has a flower garden.
He waters his flower garden
every day.
First, he gets his watering can.
Next, he fills it with water.
Then, he goes outside to his
garden.
Finally, he waters his
sunflowers.

Ottjikunino ttjoruteni

John notttjikunino ttjovimburoma
Eye u ttja ttja ottjikunino ttje
ttjovimburoma eyuva arihe.
Rutenga eye u toora ottjikana ttje
ttjomeva.
Okuzambo eye u urisa ttjo
nomeva
Okuzambo a i pendje kotttjikunino ttje.
Korusenina, eye ma ttjatja ozongara ze
inḁa zottjivara ottjingara.

1. When does this story take place? /
Okahungi nga ka nyandwa moruveze ruḁe?





2. Who is the main character? /
Omunyande ohongora owaḁi ?

3. What does he use to water his garden? /
Eye u ungurisa iye ttji ma ttjatja ottjikunino ttje?

4. What kind of flowers does he water? /
Ozongara zottjivara ttji ttja sana pi eye nḁu ma ttjatja?



1. Count the following objects and write the number in the block. /
Vara oviṅa mbi mavi kongorere mba nu u tjange onomora mokapaka .

 <input data-bbox="450 396 573 513" type="text"/>	 <input data-bbox="960 396 1083 513" type="text"/>
 <input data-bbox="479 633 573 749" type="text"/>	 <input data-bbox="960 633 1083 749" type="text"/>

2. Count on and back in 10's. /Vara komurungu novihahambunda mo 10

a)

b)

c)

d)



Doubling and halving / Okupotubarisa

1. Double the numbers and fill it in on top of the ice-cream. /
Potubarisa ozonomora nu u tjange kombanda yozoisikirima.



2. Halve the numbers and fill it in the block. /
Hingaparisa ozonomora nu u tjange mokapaka.

10	2	8	6
-------------	------------	------------	------------

3. Complete: / Urisa:

Number/ Onomora	Halve/ Hingaparisa	Double/ Potubarisa
2	1	2
4		
10		
12		
16		



Vocabulary/ Orutumbo romambo

Read the vocabulary words. /
Resa orutumbo romambo:



grow /
Kura




blossoms / ozosunda



butterflies /
Ombombo



spring /
oruteni



bees / onyutji

Fill in the missing letters:

bl ___ ss ___ ms

b ___ tt ___ rflies

sp ___ ing

b ___ es

gr ___ w

Hitisa ozoreṭera nḁe he ripo :

oz ___ s ___ nd ___

Omb ___ mb ___

o ___ r ___ t ___ ḁ ___

k ___ r ___

o ___ utji ___

Search the vocabulary words.

b	u	t	t	e	r	f	l	i	e	s
c	b	g	r	o	w	r	m	o	n	u
l	d	e	f	s	b	e	e	s	r	l
m	g	h	l	s	p	r	i	n	g	r
s	l	f	b	l	o	s	s	o	m	s

Pana omambo wopeuapuyura mokahakwa komambo.

o	z	o	m	b	o	m	b	o	t	h
c	e	k	u	r	a	u	r	y	e	u
i	d	o	z	o	n	y	u	t	j	i
m	g	h	o	r	u	t	e	ḁ	i	t
s	i	a	z	o	n	g	a	r	a	i
o	z	o	s	u	n	d	a	m	i	t

Sight words/ Ombambo wopevapayuva

Read:

where

what

Trace it:

where

what

Write it:

Find and circle the sight words.

what	on	I
	see	
where	we	play

Read each sentence.
Circle the sight words.

1. This is where I learned to ride my bicycle.
2. I want to see what they are doing.

Resa:

Pi

Ovikwaye

Yarukira moutotoo:

Tjanga:

Pi

Ovikwaye

Paha nu u patere omambo
wopevapayuva mokawongo.

Ovikwaye	imba	ami
Pi	munu	
	eye	nyando

Resa omuhewo auhe. Patera
omambo wopevapayuva
mokawongo.

1. Imba opu mbe rihongera okuhinga okanyeti.
2. Me vanga okumuna kokutja mave ungura ovikwaye?

Write your own sentences using the sight words. /
Tjanga omihewo vyoye omuni a mo ungurisaomambo wopevapayuva.



Computation / Omarekeneno

Identify the number pattern and fill in the missing numbers. / Paha opa^otorona yozonomora nu u hitise ozonomora n^ode he ri po.

a. 4, 6, 8, 10, 12, _____, _____, _____, _____, _____.

b. 11, 13, 15, 17, 19, _____, _____, _____, _____, _____.

c. 22, 24, 26, 28, 30, _____, _____, _____, _____, _____.

d. 10, 20, 30, 40, 50, _____, _____, _____, _____, _____.

e. 5, 10, 15, 20, 25, _____, _____, _____, _____, _____.

f. 6, 7, 8, 9, 10, _____, _____, _____, _____, _____.

g. 23, 25, 27, 29, 31, _____, _____, _____, _____, _____.

h. 98, 97, 96, 95, 94, _____, _____, _____, _____, _____.

i. 78, 76, 74, 72, 70, _____, _____, _____, _____, _____.









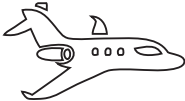

j. 100, 90, 80, 70, 60, _____, _____, _____, _____, _____.



English Activity

Phonics

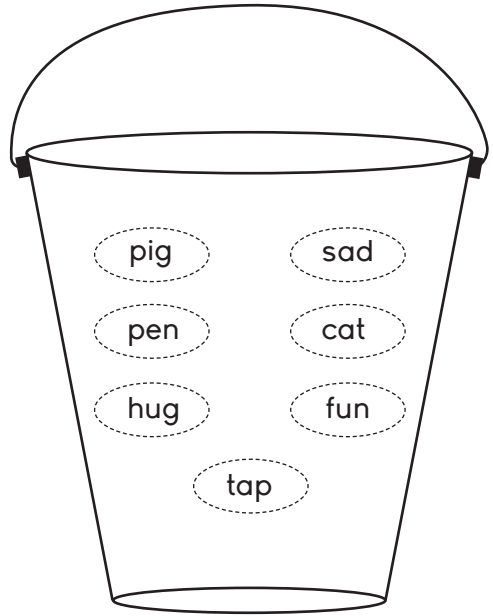
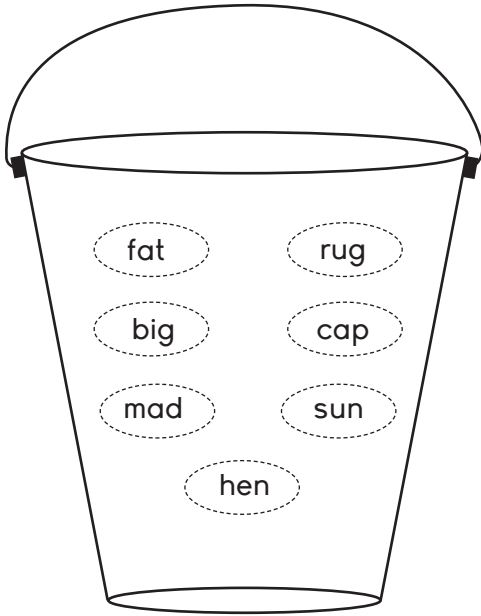
Say the name of each picture, colour the beginning, middle and ending sounds. Write the word.

Picture	Colour	Write
	f i g b u s	bug
	s e g n a t	
	p i b r u g	
	w o n d a g	
	h u n p a t	
	l a g i o n	
	p a t r e n	
	n e t h o n	
	l e t j a b	
	f e n t a p	



English Activity

Rhyming words



Otjivike 23

Ondondo 1

Take a word from each bucket that rhymes:

1. fat

and

cat

2. _____

and

3. _____

and

4. _____

and

5. _____

and

6. _____

and

7. _____

and

Sharing / Okuhaṅa

1. Division by repeated subtraction. /
Haṅa ovivarero oviyarurwapo

a. $10 - 5 - 5 =$

d. $10 - 5 =$

b. $6 - 2 - 2 - 2 =$


e. $2 -$

$= 0$


c. $- 2 - 2 - 2 - 2 = 0$

f. $- 2 - 2 = 0$

2. Sara and Shaun both like apples. Share these apples equally between them.
/ Sara na Shaun ave yevari va suvera oviapera . Haṅa oviapera mbi pu peṅa
kuvu aveyevari.



3. Draw the apples to show how many each will get. /
Perenda oviapera okuyarisa kutja auhe wa munu oviapera mbi ṅa pi ?



'What' and 'where' questions. / Omapuriro inga " otjikwaye na pi.

Read the story and answer the questions. /
Resa okahungi nu u zira omapuriro.

My Teddy Bear

I lost my teddy bear.
First, I looked for it on the
bed.
It was not there.
Next, I looked for it in the toy
box. It was not in there.
Then, I looked for it on the
table. It was not there.
My teddy bear was in the
tub.

Okambopi kandje

Ami mba pandjarisa okambopi
kandje .
Rutenga ,Ami mba tara
kombanda yombete.
Oko ka pukari
Okuzambo etara mo tjimbakete
tjovinyandisiwa .
Oko ka mu kari , okuzambo mba
tara komba yotjitiha
Oko wina ka pukari
Okambopi kandje ka ri
motjitemba tjokurikoha .

1. What did the child lose? /
Otjikwaye omuatje tja pandjarisa ?

2. What is the story about? /
Okahungi make ka yenda ohunga notjikwaye?

3. Where did the ka child look for his teddy bear first?
Rutenga okanatje ka paha pi okambapi ka ko?

4. Where was the teddy bear?
Okambopi ka ri pi?



Problem Solving / Omazengururiro wozondjemeno

4


13

1. There are 10 red roses and 8 yellow roses. How many roses are there altogether?
/ Pe nozangara ozoserandu 10 nocongara 8 ozongara. Ozongara azehe kumwe i zengapi?



$$\boxed{} + \boxed{} = \boxed{}$$

2. Ava has 10 oranges. She shares them equally between her and Cathy. How many oranges will each one get?
/ Ava u noviyaporosine 10 Eye wa haḅa pu pe ṭa pokati ke na Cathy. Omundu auhe ma munu oviaporosine viḅgapi?




$$\boxed{} \div \boxed{} = \boxed{}$$

3. Ben picks 10 apples in the morning and 6 apples in the afternoon. How many apples did he pick altogether?
/ Ben wa nikora oviapera 10 muhukomunene noviapera 6 mapeta. Eye wa nikora oviapera vi ngapi avihe kumwe?



$$\boxed{} + \boxed{} = \boxed{}$$

4. Tom has 12 eggs. He cooks and eats 3 eggs. How many eggs does he have left?
/ Tom u na omai 12. Eye wa ziki nokurya omai 3. Omai yengapi eye nga sewa nayo.



$$\boxed{} - \boxed{} = \boxed{}$$

5. There are 3 nests in a tree. In each nest are 2 chicks. How many chicks are there altogether?
/ Pe noviruwo 3 komuti. Motjiruwo atjihe mu nouzerona 2. Ouzerona ungapi mbu ri po auhe kumwe?



$$\boxed{} + \boxed{} + \boxed{} = \boxed{}$$

Ofiivike 23

Ondondo 1



Capital letters and full stops. / Ozoreṭera oviuru

English rules:

- We use capital letters for the following:
 - a person's name (Alex)
 - at the beginning of a sentence (This is my cat.)
 - for the word I (I am happy.)
 - for the days of the week (It is Monday.)
 - for the months of the year (We are in July.)
 - for the names of places (I live in Windhoek.)
- We use a full stop at the end of a sentence.

Omazeva wOtjiherero:

- Eṭe tu ungurisa ozoreṭera oviuru potuveze twi:
 - Pena romundu (Alex)
 - Pomautiro womuhewo (Inga okambihhi kandje)
 - Komayuva wotjivike (Ndino Omandaha)
 - Komieze vyombura vyombura (Tu ri mu Kambundu)
 - Omana wovirongo (Ami mbi kara mOtjomuise)
- Tu ungurisa onḡe komaandero womuhewo.

Re-write the sentences using capital letters and full stops. /
Tjangurura omihewo amo ungurisa ozoreṭera oviuru nozonḡe.

1. my name is ben / ena randje o ben

2. i live in windhoek / ami mba tura motjomuise

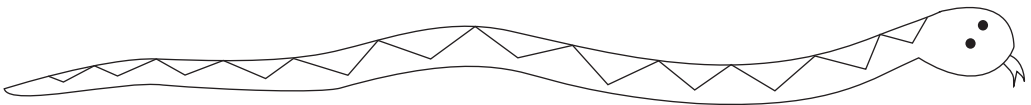
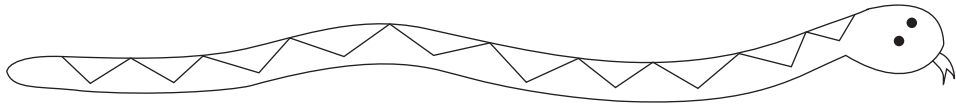
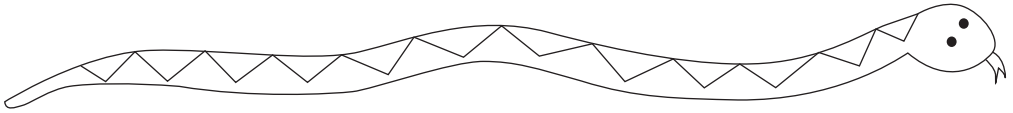
3. i am going to the movies on friday / ami oritjatano me i komituka

4. there is a butterfly on the flower / ombombo ya haama kozongara



Length / Oure

Cut and paste in order by length. Paste from the shortest to the longest. / Konda nu u kakaterise otja mongongorasaneno youre. Kakaterisa okuzu kotjisupisupi ngaa kotjiretjire.





Reading comprehension /
Okuresa nokupaka

Read the story and answer the questions. /
Resa nu u zire omapuriro

Tom has a dog named Rex. On Monday, Tom left the gate open and Rex got out. He was lost. Tom looked for Rex at the park, but he was not there. Then he looked for him by the lake, but Rex was not there. Tom found Rex at the apple trees. Tom hugged Rex when he found him.

Tom u nombwa yena Rex. Omandaha, Tom wa isa omuvero kamwaha nu Rex a piti. Oko ka pandjarere. Tom wa paha Rex poruveze romerinaneno posiyokutja oko ka pu ka ri. Tjazumbo eye wa ka paha ko keo ,posiyokutja Rex ka pu ka ri. Tom wa ka vaza Rex pomuti woviapera. Tom tja muna Rex we ke pukata.

1. When does this story take place? /
Okahungi ka tjitwa ruḽe?

2. What happened on Monday? /
Omandaha pa tjitwa tjike ?

3. Where was the first place Tom looked for Rex? /
Oruveze orutenga Tom pa ka paha Rex oorūḽe ?

4. Where did Tom find Rex? /
Rex ya kavazewa pi i Tom?

5. What would you do if you lost your dog? /
Mo tjiti vi tji wa pandjarisa ombwa yoye?



Numbers / Ozonomora

Counting forward and backwards in tens. /

Vara okuyenda komurungu nokuvara ovihahambunda momirongo.

32, 42, 52, _____, _____, _____, _____, _____

91, 81, _____, 61, _____, _____, _____, _____

11, 21, _____, _____, 51, _____, _____, _____

87, 77, _____, 57, _____, _____, _____, _____

79, 69, _____, _____, 39, _____, _____, _____

Round off to the nearest 10. / Tanaurira komurongo wopopezu.

34 = _____

27 = _____

18 = _____

41 = _____

29 = _____

14 = _____

Arrange the numbers from small to big. /

Twa ozonomora okuza konditi okuyenda konene.

54 91 73 33 48 _____

27 87 19 43 37 _____

29 17 26 37 41 _____



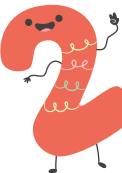







74 39 26 65 45 _____

18 61 81 16 6 _____



Omana wozonomora

Tuna omana wozonomora nga tjangwa ondorondomba.

 <p>o m e i w</p> <p><input type="text"/> <input type="text"/> <input type="text"/> <input type="text"/> <input type="text"/></p>	 <p>o m u e h b m a o w</p> <p><input type="text"/> <input type="text"/> <input type="text"/> <input type="text"/> <input type="text"/> <input type="text"/> <input type="text"/> <input type="text"/></p>
 <p>o b r i m a</p> <p><input type="text"/> <input type="text"/> <input type="text"/> <input type="text"/> <input type="text"/> <input type="text"/></p>	 <p>o m m r i h b b a o a</p> <p><input type="text"/> <input type="text"/> <input type="text"/> <input type="text"/> <input type="text"/> <input type="text"/> <input type="text"/> <input type="text"/></p>
 <p>o d t n a u</p> <p><input type="text"/> <input type="text"/> <input type="text"/> <input type="text"/> <input type="text"/> <input type="text"/></p>	 <p>o m n t h b d u a o a</p> <p><input type="text"/> <input type="text"/> <input type="text"/> <input type="text"/> <input type="text"/> <input type="text"/> <input type="text"/> <input type="text"/></p>
 <p>o n i e</p> <p><input type="text"/> <input type="text"/> <input type="text"/> <input type="text"/></p>	 <p>o v m y u u</p> <p><input type="text"/> <input type="text"/> <input type="text"/> <input type="text"/> <input type="text"/> <input type="text"/></p>
 <p>o d n n a o</p> <p><input type="text"/> <input type="text"/> <input type="text"/> <input type="text"/> <input type="text"/> <input type="text"/></p>	 <p>o r g m o u n o</p> <p><input type="text"/> <input type="text"/> <input type="text"/> <input type="text"/> <input type="text"/> <input type="text"/> <input type="text"/> <input type="text"/></p>

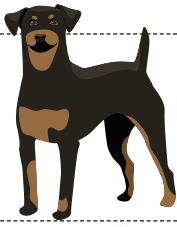
Otjivike 24

Ondondo 1




Vocabulary/ Orutumbo romambo

Read the vocabulary words. /
Resa orutumbo romambo:



dog/
ombwa



cat/
okambihi



bird/
okazera



pet/
okakorwa
koponganda



fish/
ehundju

Otjivike 24

Ondondo 1

Fill in the missing letters:

- d _ _ g
- b _ _ rd
- c _ _ t
- p _ _ t
- f _ _ sh

Hitisa ozombosiro nda heripo ?:

- Omb _ _ _ _ _
- o _ _ a _ _ e _ _ a _ _
- e _ _ _ u _ _ _ u
- o _ _ _ a _ _ o _ _ _ rw _ _ _

Search the vocabulary words.

f	i	s	h	o
c	s	p	e	t
a	p	r	u	l
t	b	i	r	d
d	o	g	k	n

Paha orutumbo romambo mokahakwa komanto.

o	m	m	b	w	a	a	a	e	p	o	n	p	k	p	t	r	z
e	h	u	n	d	j	u	a	t	e	t	u	i	o	q	e	h	u
o	k	a	k	o	r	w	a	k	o	p	o	n	g	a	n	d	a
o	k	a	z	e	r	a	l	i	e	r	a	m	n	k	t	h	o
o	k	a	m	b	i	h	i	v	v	v	m	n	o	p	t	h	k

Sight words / Omambo wopevipayuva

2

Read:

yellow

here

away

Trace it:

yellow
here

Write it:

Find and circle the sight words.

here jump
 see yellow
where help play

Read each sentence.
Circle the sight words.

1. The sun is yellow.
2. You can play here.
3. The dog ran away.

Resa:

Otjingara

imba

kwarwe

Yarukira moutootoo:

Otjingara
Imba

Tjanga:

Paha nu u patere omambo
wopevipayuva mokawongo

Imba tuka nyanda
 muna
pi vatera engara

Resa omuhewo auhe
nu upatere omambo
wopevipayuva mokaongo.

1. Eyuva engara.
2. Moyenene okunyandera mba.
3. Ombwa ya tupuka kwarwe

Choose two sight words and write your own sentences. /
Paha omambo yevari wopewapayuva nu u tjange omihewo
vyoye omuni.


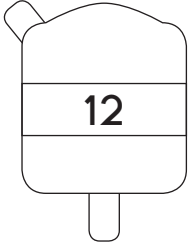
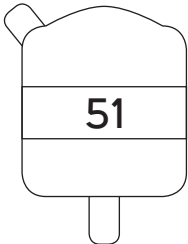
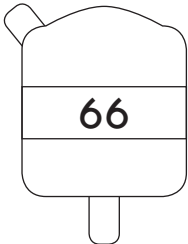





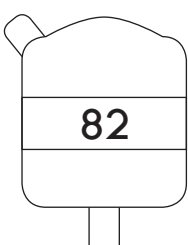
Ofjivike 24

Ondondo 1



10 More 10 Less / O 10 Kombanda o 10 kehi

Write the numbers that are 10 more and 10 less for each
popsicle. Color the popsicles. / Tjanga onomora ndji
momunu tji wa weza o 10 kombanda na ndji momunu tji wa
isako o 10 kehi oisikirima aihe.

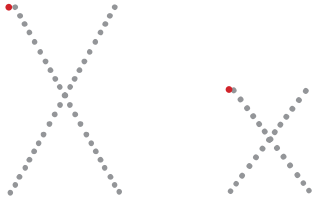
 <p>10 more O 10 kombanda</p> <p>10 less o 10 kehi</p>	 <p>10 more O 10 kombanda</p> <p>10 less o 10 kehi</p>
 <p>10 more O 10 kombanda</p> <p>10 less o 10 kehi</p>	 <p>10 more O 10 kombanda</p> <p>10 less o 10 kehi</p>
 <p>10 more O 10 kombanda</p> <p>10 less o 10 kehi</p>	 <p>10 more O 10 kombanda</p> <p>10 less o 10 kehi</p>
 <p>10 more O 10 kombanda</p> <p>10 less o 10 kehi</p>	 <p>10 more O 10 kombanda</p> <p>10 less o 10 kehi</p>
 <p>10 more O 10 kombanda</p> <p>10 less o 10 kehi</p>	 <p>10 more O 10 kombanda</p> <p>10 less o 10 kehi</p>



English Activity

Phonics

Trace




Draw a line from the circle to the images that begin with the letter 'x':



umbrella



xenops



king



x-ray

Circle the x's in the sentence:




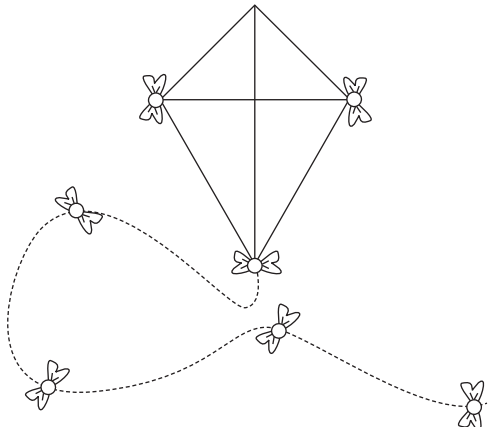
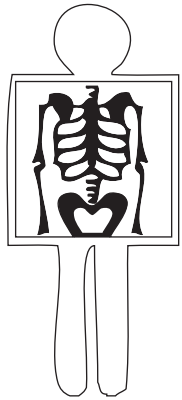
Xavier plays with his toy ox and xylophone.

Trace

Write

Two sets of handwriting practice lines. Each set consists of a solid top line, a dashed middle line, and a solid bottom line. The first set shows a dotted uppercase 'X' with numbered arrows (1 and 2) indicating stroke direction, followed by several more dotted 'X's. The second set is identical but without the numbered arrows.


Colour the picture that start with the letter 'x'




Capacity / Omurya

More vs Less / Omengi nomaṭiṭi

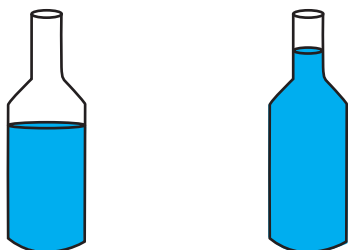
Circle the one with more water.
/ Patera tji tji nomeva omengi
mokawongo.



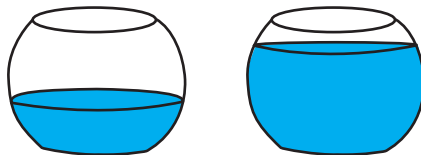
Circle the one with less water.
/ Patera tji tji nomeva omaṭiṭi
mokawongo.




Circle the one with less water.
/ Patera tji tji nomeva omaṭiṭi
mokawongo.




Circle the one with more water.
/ Patera tji tji nomeva omengi
mokawongo.




Circle the one with less water.
/ Patera tji tji nomeva omaṭiṭi
mokawongo.



Circle the one that has more water.
/ Patera tji tji nomeva omengi
mokawongo





Colour all the triangles green. / Hwa ovinavikorovitatu avihe notjivara otjingirine.

How many triangles are there? /

Pe novinavikorovitatu vingapi?

Colour all the squares red. / Hwa ovinavikorovine notjivara otjiserandu.

How many squares are there? /

Pe novinavikorovine vingapi?

Colour all the rectangles blue. / Hwa otjisebatuwo notjivara otjimbirau.

How many rectangles are there? /

Pe novinavisembatuwo vingapi?



Syllables / Ozondundo

Look at the pictures. Say the word, clap out the syllables and colour the right number. / Tara koviperendero. Tamuna embo, tona omake otja mozondundo u hwe onomora osemba.


ladybug



okapuka




fish



ehundju



cat



okambihi



parrot



Okapapahae



caterpillar



etiva




snake



onyoka




dog



ombwa



butterfly



ombombo



otjisiwi



E n g l i s h

Simple Present Tense : Verb to be

Fill in: am, is, are.

1. We _____ scared.
2. He _____ in the garden.
3. I _____ drawing shapes.
4. They _____ riding their bicycles.
5. She _____ a nurse.
6. You _____ a smart boy.
7. I _____ sleepy.
8. The girls _____ hungry.
9. Tom and I _____ scientists.
10. It _____ sad.





Ondjinda

Otjizeu /otjiipupu notjiviha

Tara koviviha mbi rik ehi mba nu u hitise omambo nga otjizeuzeu otjipupupupu poo viṭa pamwe poruveze ndu ri ka mwaha.



okaṭu kotjitjange tjekara
-----po tjiapera



Otijkopi nerambe -----



Okateni notjiapera



Okateni
-----pembo



Erambe
-----pembo




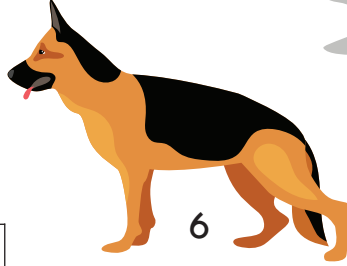



okaṭu kotjitjange tjekara
-----pembo





English Activity

Crossword puzzle



dog

cat

turtle

rabbit

hamster

snake

parrot




bird

fish

Data Handling / Ombungurisiro yondjiviri omborongansiwa

Study the picture graph. Use the information from the graph to answer the questions below. / Rihonga ongarafa yoviperendro. Ungurisa ondjivisiro okuza kongarafa okuzira omapuriro ngu maye kongorere kehi mba.

Pets in Thea's Pet shop / Oukorwa mositora yaThea youkorwa

dog/ ombwa	
turtle/ onduzu	
parrot/ Okapapahae	
fish/ Ehundju	

Otjivike 24

Ondondo 1

1. How many of each? / Yandja otjivarero tjotjina atjihe?

dog/Ombwa parrot/Okapapahae turtle/onduzu fish/ehundju

--	--	--	--

2. Are there more turtles than dogs? /

Ozonduzu za kapita ozombwa notjivarero tja ngapi ?

3. Which pet animals count to 8? /

Oukorwa uḽe mbu ri 8 motjivarere?

4. What is the total number of pets in the shop? /

Oukorwa i ungapi auhe kumwe mbu ri mositoro?

Success begins with education

Parents will be able to visit the website and watch daily videos or they can subscribe to our Zoshy Telegram channel to receive daily videos. One can also download the PDF version of the book on the website. Also watch our daily show on Active Kids to watch your favourite lessons.



<https://t.me/zoshyonline>



ONLINE

For extra perks!

How does it work?



Easy peasy steps to follow

Register at zoshy

You can save your favourite lessons and find them easier



- Step 1: Find us at www.zoshy.online or scan the QR code
- Step 2: Find your grade and select the year
- Step 3: Choose your language
- Step 4: Choose the week you want to learn out of
- Step 5: Choose lessons from what lessons there are
- Step 6: Download booklet if you do not have it
- Step 7: Watch and follow the teacher as she explains what to do in the book
- Step 8: Follow us on Facebook (Zoshy & Active Kids) to never miss a video
- Step 9: Subscribe to our Zoshy Telegram channel if you want to receive daily updates



www.zoshy.online

In collaboration with the Ministry of Education, Arts and Culture

PRINT

- 1** Turn the booklet to landscape.
- 2** Take a ruler & tear the booklet at the top long fold.
- 3** Fold the booklet in half.
- 4** The learning journey can start.

STEPS
HOW TO TEAR & USE
THE BOOKLET





GET TO KNOW YOUR TEACHERS!



Anetta Bezuidenhoudt

Senior Education Officer and assists in compiling and reviewing every book.

These educational material booklets include competencies from the Junior Primary Phase syllabus that supports learning, help ensuring knowledge and ability to students in line with the teaching process. Using technological products to produce these booklets helped to remove some learning barriers.

The E-learning booklets can be used as an assessment tool by the teachers to understand learners' previous knowledge, the outcome of learning process and at the same time they can be used to to enable learners to monitor the progress of their own learning.

Get to know more about another Namibian language!

This week we will be learning about *Khoekhoegowab*.

Did you know?

- Khoekhoegowab has 4 clicks, namely !, |, || and ɕ.
- It is spoken in Namibia, Botswana and South Africa.
- There are about 200 000 people in Namibia that speaks Khoekhoegowab.
- Regions in Namibia where it is mostly spoken include; **Kunene, Khomas, Hardap, Omaheke, Otjizondjupa and Oshikoto.**

Take part in our competition of the week!

You stand a chance to

WIN N\$ 100

What have you enjoyed about the My Zone school books and online school? Whatsapp your answer with the following:

+264 81 850 3609

Name & Surname, Grade, School, why you enjoy the project and a picture of you holding one of our books.

