

Grade 1 : Week 15 & 16 / Ondondo 1: Otjivike 15 & 16



English / Otjijherero

Body Parts / Oviṅepo vyorutu



Ministry of Education,
Arts and Culture



NAMIBIAN
COMMUNITY TRUST



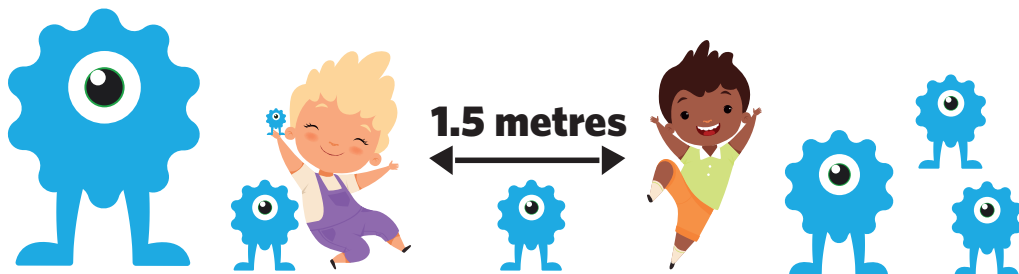
Capricorn Foundation



unicef
for every child



7 WAYS
Zone
ONLINE SCHOOL



These numbers indicate which day you can complete each worksheet! But if you want to, you can work ahead and do the rest as well.

This publication is a collaboration between the Ministry of Education, Arts and Culture and Namibia Media Holdings. This publication is sponsored by the Ministry.

Copyright © Ministry of Education, Arts and Culture. All parts of this publication cannot be reproduced, stored in a retrieval system or transmitted in any form or by any means, electronic, mechanical, photocopying, recording or otherwise without prior permission of the Ministry of Education, Arts and Culture or the Publisher.

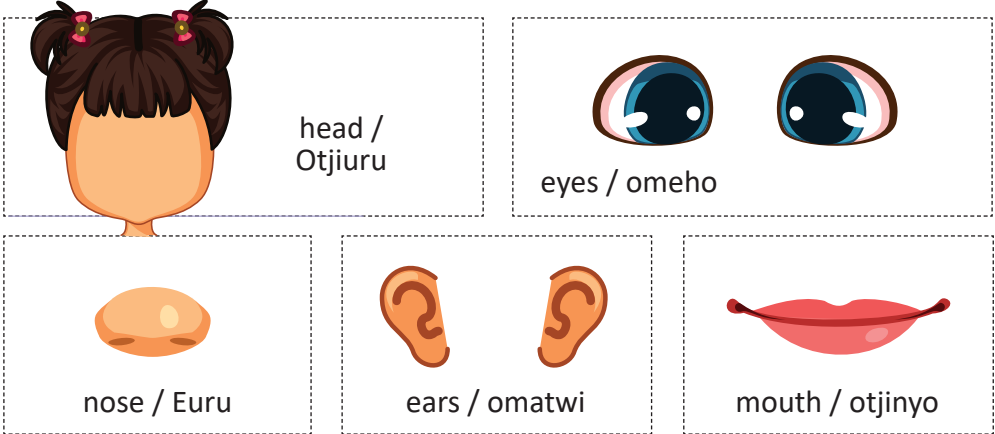
Production by: Namibia Media Holdings **NMH** NAMIBIA MEDIA HOLDINGS

Printing: Newsprint Namibia **newsprint** NAMIBIA



Vocabulary / Orutumbo romambo

Read the vocabulary words. / Resa orutumbo romambo.



Fill in the missing letters:

h__a__

__ar__

n__s__

e__e__

__o__th

Hitisa ozombosiro nḡe he ri po:

O__e__o

__ur__

O__at__i

Otji__y__

Search the vocabulary words.

h	e	e	d	m	n
n	a	y	f	t	o
s	r	e	k	u	s
a	s	s	l	o	e
e	m	o	u	t	h

Paha omambo mokapaka ke hi mba

o	e	o	t	j	i	u	r	u	h
m	u	w	e	r	t	y	u	p	n
e	r	o	m	a	t	w	i	e	m
h	u	s	h	j	k	p	y	e	b
o	t	j	i	n	y	o	v	w	g



English Activity

Sight words/Sigwoorde


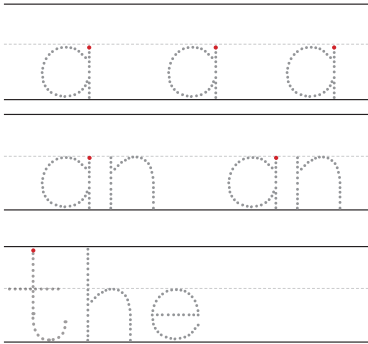
Read:

a

the

Trace it:

Write it:



Oshiwike 15

Ondondo 1

Search the vocabulary words.

m	a	a	t
y	n	z	h
a	a	n	e
l	t	h	e

Vind die woordeskat woorde.

m	d	i	e
y	n	z	h
'n	a	'n	e
l	d	i	e

Number 15 / Onomora 15

Colour in/ Hwaa



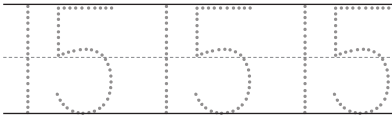
Make 15 dots on the dice / Twako outootoo 15 kokandaesa



Circle the word fifteen Patera embo ndi
 fourteen omurongo nandano
 fifteen mokawongo
 fifteen Omurongo na ine
 fifteen omurongo na ndano
 sixteen omurongo na ndano
 omurongo na hambumwe

Trace/ Yarukira mo


Write/ Tjanga



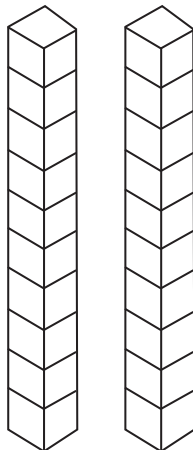
Oshiwike 15

Ondondo 1

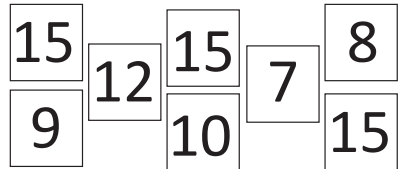
Colour in 15 smiley faces/
 Hwaa ourungu wondjoroka 15



Colour in 15 blocks/
 Hwaa oupaka o15



Colour in the number 15/
 Hwaa onomora ndji o15

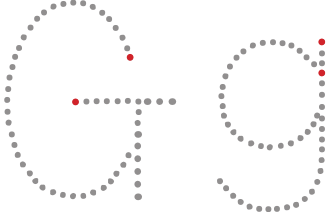


Before and after/
 Komurungu nokombunda



The 'G' 'g' sound

Trace



Draw a line from the circle to the images that begin with the letter 'g':



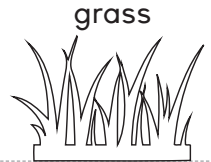
hat



giraffe



girl



grass

Circle the g's in the sentence:

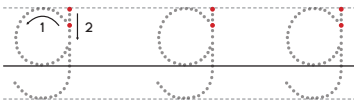
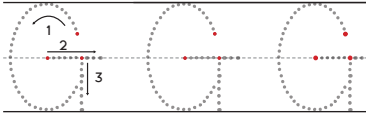


The girl got a golden gift.

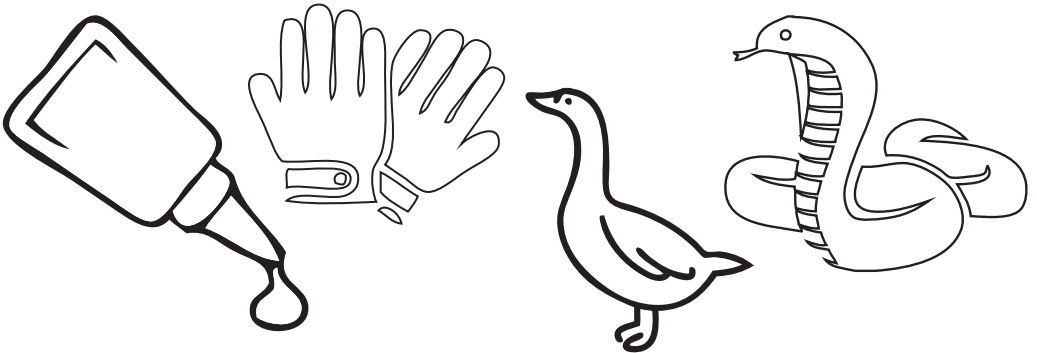


Trace

Write



Colour the picture that start with the letter 'g'



Number bonds / Ovidiagrama vyorupa notjimbomba


$\begin{array}{c} \boxed{7} \\ \diagdown \quad \diagup \\ \boxed{5} \quad \boxed{} \end{array}$	$\begin{array}{c} \boxed{6} \\ \diagdown \quad \diagup \\ \boxed{} \quad \boxed{3} \end{array}$	$\begin{array}{c} \boxed{4} \\ \diagdown \quad \diagup \\ \boxed{2} \quad \boxed{} \end{array}$	$\begin{array}{c} \boxed{9} \\ \diagdown \quad \diagup \\ \boxed{2} \quad \boxed{} \end{array}$	$\begin{array}{c} \boxed{5} \\ \diagdown \quad \diagup \\ \boxed{4} \quad \boxed{} \end{array}$
$\begin{array}{c} \boxed{10} \\ \diagdown \quad \diagup \\ \boxed{} \quad \boxed{7} \end{array}$	$\begin{array}{c} \boxed{8} \\ \diagdown \quad \diagup \\ \boxed{1} \quad \boxed{} \end{array}$	$\begin{array}{c} \boxed{2} \\ \diagdown \quad \diagup \\ \boxed{0} \quad \boxed{} \end{array}$	$\begin{array}{c} \boxed{3} \\ \diagdown \quad \diagup \\ \boxed{1} \quad \boxed{} \end{array}$	$\begin{array}{c} \boxed{8} \\ \diagdown \quad \diagup \\ \boxed{8} \quad \boxed{} \end{array}$
$\begin{array}{c} \boxed{10} \\ \diagdown \quad \diagup \\ \boxed{} \quad \boxed{5} \end{array}$	$\begin{array}{c} \boxed{4} \\ \diagdown \quad \diagup \\ \boxed{2} \quad \boxed{} \end{array}$	$\begin{array}{c} \boxed{5} \\ \diagdown \quad \diagup \\ \boxed{} \quad \boxed{3} \end{array}$	$\begin{array}{c} \boxed{7} \\ \diagdown \quad \diagup \\ \boxed{4} \quad \boxed{} \end{array}$	$\begin{array}{c} \boxed{1} \\ \diagdown \quad \diagup \\ \boxed{1} \quad \boxed{} \end{array}$
$\begin{array}{c} \boxed{10} \\ \diagdown \quad \diagup \\ \boxed{} \quad \boxed{0} \end{array}$	$\begin{array}{c} \boxed{8} \\ \diagdown \quad \diagup \\ \boxed{} \quad \boxed{7} \end{array}$	$\begin{array}{c} \boxed{8} \\ \diagdown \quad \diagup \\ \boxed{4} \quad \boxed{} \end{array}$	$\begin{array}{c} \boxed{10} \\ \diagdown \quad \diagup \\ \boxed{} \quad \boxed{2} \end{array}$	$\begin{array}{c} \boxed{6} \\ \diagdown \quad \diagup \\ \boxed{5} \quad \boxed{} \end{array}$
$\begin{array}{c} \boxed{5} \\ \diagdown \quad \diagup \\ \boxed{2} \quad \boxed{} \end{array}$	$\begin{array}{c} \boxed{4} \\ \diagdown \quad \diagup \\ \boxed{} \quad \boxed{0} \end{array}$	$\begin{array}{c} \boxed{6} \\ \diagdown \quad \diagup \\ \boxed{5} \quad \boxed{} \end{array}$	$\begin{array}{c} \boxed{7} \\ \diagdown \quad \diagup \\ \boxed{5} \quad \boxed{} \end{array}$	$\begin{array}{c} \boxed{5} \\ \diagdown \quad \diagup \\ \boxed{} \quad \boxed{1} \end{array}$

Oshiwike 15

Ondondo 1



Connect the dots: 1-25 / Hondja outotoo kumwe okuza ko1-25



Reading comprehension/ Okuresa nokupaka

Read the story and answer the questions.

My name is Pam.
I have two big blue eyes.
I have two ears.
I have one nose and one mouth.

1. What is her name?

2. How many ears does she have?

3. What colour is your eyes?


Resa ehungi nu u zire omapuriro ngu maye kongorere
kehi mbo

Ena randje oPam.
Mbi nomeho yevari omanene
omamburau.
Mbi nomatwi yevari.
Mbi neuru rimwe notjinyo tjimwe

1. Ena re otjikwaye?

2. Eye u nomatwi ye ngapi?

3. Omeho woye yasana pi?



Body Parts/ Oviṅepo vyorutu

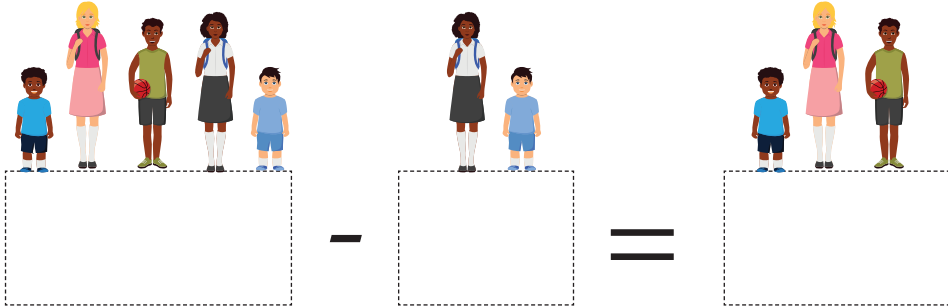
Look at the picture and circle the correct word. / Tara kotjiperendero nu u patere embo esemba mokawongo.

	<p>head / Otjiuru</p> <p>hed / Ekori</p>		<p>ear / okutwi</p> <p>eye / eho</p>
	<p>ear/ Okutwi</p> <p>eye/ Eho</p>		<p>noz / eyuru</p> <p>nose / euru</p>
	<p>mouth / Otjinyo</p> <p>mouf / Otjiyo</p>		<p>alm/ okuroko</p> <p>arm/ okuwoko</p>
	<p>leg / Okurama</p> <p>lig/ Karama</p>		<p>hand/ eke</p> <p>hanb/ omunwe</p>
	<p>her / Otjiuru</p> <p>hair / Ozondjise</p>		<p>hand/ ombaze</p> <p>foot / eke</p>


Problem Solving / Omazengururiro wozondjemeno

1. 5 learners were playing on the playground. 2 of them go back to the classroom. How many learners are on the playground now? /

Ovahongwa 5 aa ve nyandere porupare romanyando. 2 va yaruka ketuwo romahongero. Ovahongwa ve ngapi mba sewa porupare romanyando?



2. There are 8 cows on a farm. The farmer sells 4 of them. How many cows are left on the farm? / Pe nozongombe 8 pofarama. Omuṭuta wa randisa ozongombe 4. Mwa sewa ozongombe ngapi mofarama?



3. Riya bought a stationary set for N\$2. She paid with N\$5 coins. How much change would she receive? / Riya wa randa oviungurisiwa vyosikore ko N\$2. Eye wa sutu noN\$5 zovitenda. Otjendja ya vi ngapi eye ndja kotererwa?



Capital letters & Full stops / Ozoreṭera oviuru nozonde

Rewrite each sentence correctly. Begin each sentence with a capital letter and end with a full stop.

1. i see five penguins

2. they are black and white

3. fish is their favourite food

4. they are on the ice

5. sliding is fun

Tjangurura omihewo mbi osemba. U ta omihewo avihe nozoreṭera oviuru nu u hitise oviraise vyokuresa mbya pwire po komaandero womihewo.

1. ami me munu ozongera ṅḁa ookatjikongwanyo ndano

2. ozo ozombonde motjivara

3. omahundju ovikurya mbi za suvera




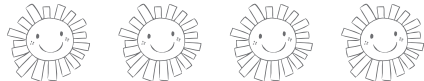
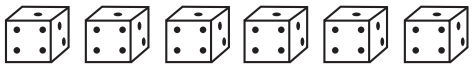





4. ozo ze haama kewe rozongawiwi

5. okunyandera kozongawiwi ku yandja ondjoroka



I know my numbers. / Tjiwa ozonomora zandje.

Colour the number, its name and the correct number of objects with the same colour. / Hwaa onomora, ena rononora notjivarero otjiseмба tjoviḽa motjivara tji tja sana.

7	six/ ohambounwe	
3	nine/ omuvyu	
10	two/ ombari	
1	four/ oine	
4	one/ oimwe	
8	seven/ ohambombari	
5	ten/ omurongo	
9	five/ ondano	
2	eight/ ohambondatu	
6	three/ ondatu	



Questions: Yes or No / Omapuriro: li poo kako

Circle Yes or No: / Petera o li poo okako mokawongo:

Is this a hand? / Indi eke?

Yes
li



No
Kako

Is this a nose? / Indi euru?

Yes
li



No
Kako

Are these eyes? / Inga omeho?

Yes
li



No
Kako

is this a heel?/
Ihi otjipande?

Yes
li



No
Kako


Is this skin? / Imbwi omukova?

Yes
li



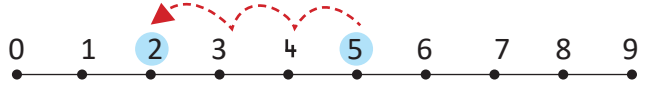
No
Kako



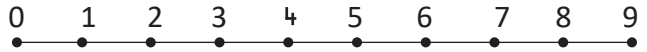


Computation: Subtraction / Okurekena : Okuisako

$$5 - 3 = \boxed{2}$$



$$6 - 2 = \boxed{}$$



$$4 - 2 = \boxed{}$$



$$9 - 7 = \boxed{}$$



$$7 - 1 = \boxed{}$$



$$7 - 5 = \boxed{}$$



$$8 - 2 = \boxed{}$$







$$7 - 3 = \boxed{}$$



Data Handling/ Ombungurisiro yondjivisiro omborongansiwa

Study the picture graph. Use the information from the graph to answer the questions below. / Tara kongarafa yoviperendero. Ungurisa ondjivisiro okuza mongarafa oku zira omapuriro nge ri kehi mbo.

Tool's in Joyce's Kitchen / Ovingurisiwa metuwo romaterekero ra Joyce

Kettles/ Oviketisa	
Cups/ Omakopi	
Plates/ Oviyaha	
Pots/ Ozonyungu	

1. Tjanga otjivarero tjoviṅa avihe

Kettles/
Oviketisa

Cups/
Omakopi

Plates/
Oviyaha

Pots/
Ozonyungu

2. Are there more plates or cups? / Ooviṅe mbi ri ovingi povikwao oviyaha poo omakopi? _____






3. Which kitchen tool counts to 2? / Oviungurisiwa viṅe vyometuwo romaterekero mbi ri 2? _____

4. What is the total number of Joyce's kitchen tools? / Oviungurisiwa vyometuwo raJoyce romaterekero i vi ngapi avihe kumwe? _____



Vocabulary / Orutumbo romambo

Read the vocabulary words. / Resa orutumbo romambo ndwi

 <p>head / otjiuru</p>	 <p>eyes / omeho</p>	
 <p>nose / Euru</p>	 <p>ears / omatwi</p>	 <p>mouth / otjinyo</p>

Unscramble the letters:

Tjanga omambo nga tjangwa
ondorondomba nga nawa

deah _____
seye _____
srea _____
esno _____
thuom _____

routjiu _____
ohome _____
matwio _____
rueu _____
onyotji _____

Write sentences with the vocabulary words

eyes _____

ears _____

nose _____

Ungurisa orutumbo romambo okutunga omuhewo

omeho _____

omatwi _____

euru _____

Sight words/Omambo wohevapayuva

look/ Tara is/ o

for /Ko up /kombanda

I / Ami now/nai

little/ okaṭiṭi we / eṭe

the/ tara down / kehi

an / o

blue / otjimbirau

in / mo

a / o



Number 16 / Onomora 16

Colour in/ Hwaa



Make 16 dots on the dice / Twako outootoo 16 kokandaesa

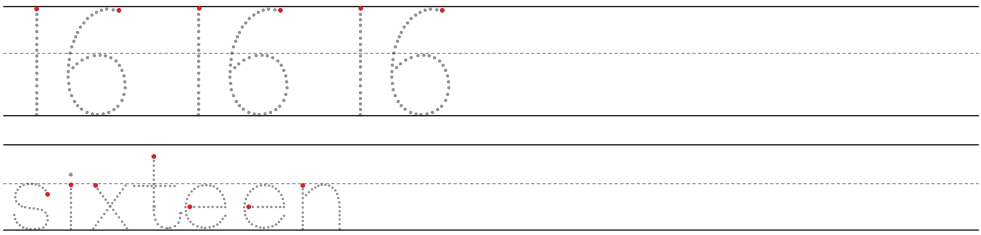


Clircle the word sixteen
 sixteen
 eleven
 fourteen
 sixteen
 sixteen

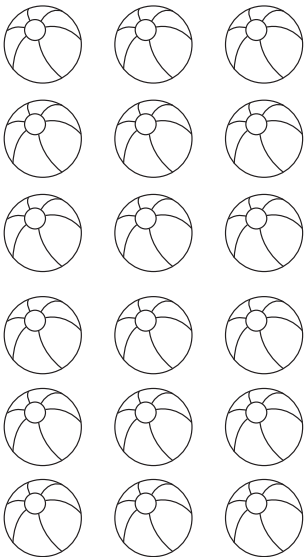
Patera embo ndi omurongo na hambouwme mokawongo
 Omurongo na hambouwme omurongo na imwe
 Omurongo na ine
 Omurongo na hambouwme omurongo na hambouwme

Trace/ Yarukira mo

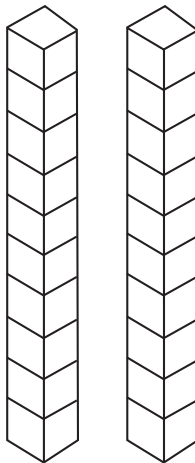
Write/ Tjanga



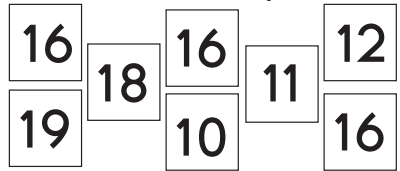
Colour in 16 balls/
 Hwaa oymbere 16



Colour in 16 blocks/
 Hwaa oupaka o16



Colour in the number 16/
 Hwaa onomora ndji o16



Before and after/
 Komurungu nokombunda




The 'H' 'h' sound / Omboširo o'H'h'

Oshiwike 16


Ondondo 1


Trace/ Yarukira mo

Draw a line from the circle to the images that begin with the letter 'h':/ Nana omukoka okuza kokawongo ku keru mokati okuyenda kotjiperendero tji njoretera o'h'.




hat ekori






hut ondujuwo




flower Otjimburoma



chicken hunguriva

Circle the h's in the sentence: / Patera o 'h' mokawongo:



Hannah hen is in the hut./ Ohunguriva yaHannah iri mokatara.

Trace/Yarukira mo

Write/ Tjanga

Colour the picture that start with the letter 'h' / Hwaa otjiperendero tji tjina o 'h' mena ratjo.





Number names / Omana wozonomora

Trace the name of each number, then write it once. /
Yarukira mena ronomora aihe, kuzambo u i tjange rumwe.

Write

Tjanga

1	one	Imwe
2	two	Imbari
3	three	Indatu
4	four	Iine
5	five	Indano
6	six	Ihamboumwe
7	seven	Ihambombari
8	eight	Ihambondatu
9	nine	Imuvyu
10	ten	Omurong0

Oshiwike 16

Ondondo 1

Number bonds / Ovidiagrama vyorupa notjimbomba

Complete the number bonds/ Urisa ovidiagrama vyorupa notjimbomba mbi ri kehi mba.

$\begin{array}{c} \boxed{4} \\ \diagdown \quad \diagup \\ \boxed{} \quad \boxed{4} \end{array}$	$\begin{array}{c} \boxed{5} \\ \diagdown \quad \diagup \\ \boxed{5} \quad \boxed{} \end{array}$	$\begin{array}{c} \boxed{7} \\ \diagdown \quad \diagup \\ \boxed{} \quad \boxed{7} \end{array}$	$\begin{array}{c} \boxed{8} \\ \diagdown \quad \diagup \\ \boxed{8} \quad \boxed{} \end{array}$
$\begin{array}{c} \boxed{9} \\ \diagdown \quad \diagup \\ \boxed{} \quad \boxed{7} \end{array}$	$\begin{array}{c} \boxed{10} \\ \diagdown \quad \diagup \\ \boxed{3} \quad \boxed{} \end{array}$	$\begin{array}{c} \boxed{5} \\ \diagdown \quad \diagup \\ \boxed{0} \quad \boxed{} \end{array}$	$\begin{array}{c} \boxed{6} \\ \diagdown \quad \diagup \\ \boxed{5} \quad \boxed{} \end{array}$
$\begin{array}{c} \boxed{7} \\ \diagdown \quad \diagup \\ \boxed{} \quad \boxed{6} \end{array}$	$\begin{array}{c} \boxed{8} \\ \diagdown \quad \diagup \\ \boxed{} \quad \boxed{4} \end{array}$	$\begin{array}{c} \boxed{9} \\ \diagdown \quad \diagup \\ \boxed{3} \quad \boxed{} \end{array}$	$\begin{array}{c} \boxed{10} \\ \diagdown \quad \diagup \\ \boxed{} \quad \boxed{2} \end{array}$
$\begin{array}{c} \boxed{5} \\ \diagdown \quad \diagup \\ \boxed{} \quad \boxed{4} \end{array}$	$\begin{array}{c} \boxed{6} \\ \diagdown \quad \diagup \\ \boxed{2} \quad \boxed{} \end{array}$	$\begin{array}{c} \boxed{7} \\ \diagdown \quad \diagup \\ \boxed{} \quad \boxed{4} \end{array}$	$\begin{array}{c} \boxed{8} \\ \diagdown \quad \diagup \\ \boxed{2} \quad \boxed{} \end{array}$
$\begin{array}{c} \boxed{9} \\ \diagdown \quad \diagup \\ \boxed{3} \quad \boxed{} \end{array}$	$\begin{array}{c} \boxed{10} \\ \diagdown \quad \diagup \\ \boxed{} \quad \boxed{7} \end{array}$	$\begin{array}{c} \boxed{5} \\ \diagdown \quad \diagup \\ \boxed{3} \quad \boxed{} \end{array}$	$\begin{array}{c} \boxed{6} \\ \diagdown \quad \diagup \\ \boxed{3} \quad \boxed{} \end{array}$




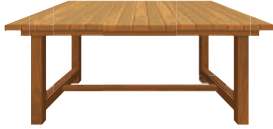









English Activity

3

Articles

We use 'an' in front of the vowels (a,e,i,o,u) and 'a' in front of the consonants.

Fill in the blank space with a or an.

 _____ ant	 _____ table	 _____ car
 _____ bulb	 _____ hen	 _____ ox
 _____ elf	 _____ nose	 _____ pot
 _____ bed	 _____ onion	 _____ van

Oshiwike 16

Ondondo 1



Modals

Can describes an ability to do something.

May is used to ask permission or talk about future possibilities.

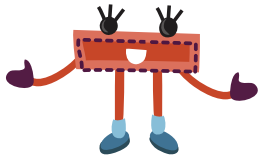
Example: He can climb mountains.

John may visit us this weekend.

Complete each sentence with 'can' or may':


1. _____ Rebecca write poems?
2. It _____ rain tomorrow.
3. The bottle _____ hold one liter of juice.
4. _____ I accompany you to the library?
5. _____ you recycle these bottles?
6. You _____ use my phone.





Addition and Subtraction / Okutwako nokuisako

3



<div style="border: 1px solid black; border-radius: 50%; padding: 10px; width: fit-content; margin: 0 auto;"> $5 + 2 = \square$ </div>	
<div style="border: 1px solid black; border-radius: 50%; padding: 10px; width: fit-content; margin: 0 auto;"> $6 - 2 = \square$ </div>	
<div style="border: 1px solid black; border-radius: 50%; padding: 10px; width: fit-content; margin: 0 auto;"> $4 + 2 = \square$ </div>	
<div style="border: 1px solid black; border-radius: 50%; padding: 10px; width: fit-content; margin: 0 auto;"> $9 - 7 = \square$ </div>	
<div style="border: 1px solid black; border-radius: 50%; padding: 10px; width: fit-content; margin: 0 auto;"> $7 + 1 = \square$ </div>	
<div style="border: 1px solid black; border-radius: 50%; padding: 10px; width: fit-content; margin: 0 auto;"> $6 + 3 = \square$ </div>	
<div style="border: 1px solid black; border-radius: 50%; padding: 10px; width: fit-content; margin: 0 auto;"> $8 - 5 = \square$ </div>	
<div style="border: 1px solid black; border-radius: 50%; padding: 10px; width: fit-content; margin: 0 auto;"> $5 + 4 = \square$ </div>	







Oshiwike 16

Ondondo 1



Possessive nouns/ Omapingenambo omaraisawini

Whose is it? / Oya uḽe?

 Toby	 Sophie	 Liam	 Sharon	 Mike	 Emma
---	---	---	---	---	--


	Whose are they? / Oza uḽe?	They are Sophie's shoes. Ozo ozongaku za Sophia.
	Whose is it? / Oya uḽe?
	Whose is it? / Otja uḽe?
	Whose is it? / Ora uḽe?
	Whose is it? / Otja uḽe?
	Whose is it? / Oka uḽe?
	Whose is it? / Oya uḽe?
	Whose are they? / Oza uḽe?
	Whose is it? / Owa uḽe?
	Whose is it? / Otja uḽe?

Oshiwike 16

Ondondo 1


Problem Solving / Omazengururiro wozondjemeno

1. There are 10 apples in a shop. 5 are sold . How many are left?/
Mu noviapera 10 mostora. 5 vya randisiwa. Mwa sewa oviapera vi ngapi?




$$\boxed{} - \boxed{} = \boxed{}$$

2. Ben sees 8 cars. Pam sees 7 cars. What is the difference?/
Ben ma munu ovihauto 8. Pam ma munu ovihauto 7. Pe nombangu yovihauto vi ngapi pokati kozohauto ndu va munu?



$$\boxed{} - \boxed{} = \boxed{}$$

3. There are 9 dogs. 7 dogs ran away. How many dogs are left?/
Pe nozombwa 9. Ozombwa 8 za tupuka. Pa sewa ozombwa ngapi?



$$\boxed{} - \boxed{} = \boxed{}$$

Let's read and colour. / Nga tu rese nokuhwa.

1. Maya wears an orange jacket. /

1Maya wa zara ondjeketa orange.

2. Maya has a brown basket. /

2Maya u notjimbamba otjihoni.

3. There are red apples in the basket. /

Mu noviopera oviserandu motjimbamba.

4. Carl has black hair. /

Carl u nozondjise ozonđorozu.

5. He has a big blue apple cart. /

Eye u nokakara okanene okamburau koviopera

6. He wears green pants. /

6Eye wa zara omburukweva ongirine

7. Maya and Carl has yellow shoes. /

Maya na Carl va zara ozongaku ozongara.

Maya

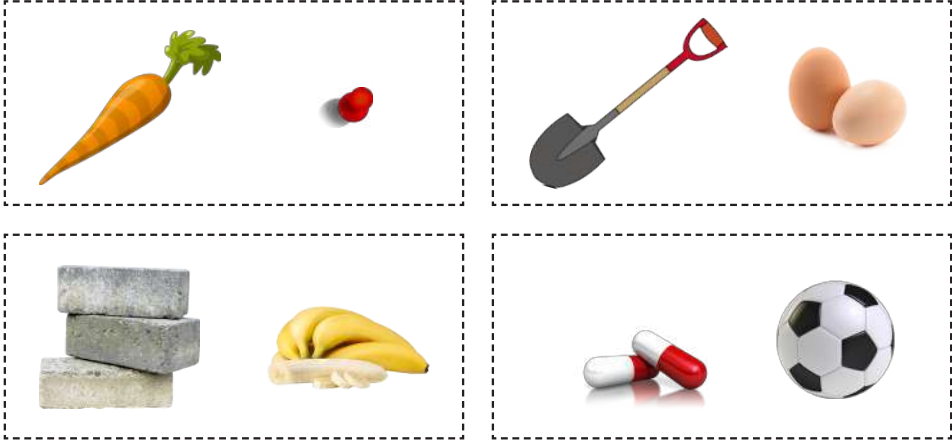


Carl




Mass / Ondjinda

Circle the object that is heavier. / Patera otjina tji tjiri otjizeu potjikwao mokawongo.



Capacity/ Omurya

Which container will hold the more?
 Colour the container you think will hold the most.
 Otjiziro tjiṅe tji ma tji tiza oviṅa ovingi potjikwao?
 Hwaa otjiziro tji momunu kutja ma tji tjindi oviṅa ovingi potjikwao.




Data Handling / Ombungurisiro yondjivisiro omborongansiwa

Books Pictograph / Ongarafa yoviperendero yomambo

Eric, Carol, Manny and Sue are the top readers in their Grade 1 class. This pictograph shows how many books they read this month./

Eric, Carol, Manny na Sue oovarese vokombanda metuwo romahongero rondondo 1.

Books read this month / Ongarafa yoviperendero ndji mai yarisa omambo ngu va resa omueze mbwi.

Eric	
Carol	
Manny	
Sue	

1. Who read the most? /

Owaṅi ngu resa tjinene povakwao? _____

2. How much more did Eric read than Carol? /

Eric wa rese tjinene pu pe ṭa pi okukapita Carol? _____

3. How many books did Sue read? /

Sue wa rese omambo ye ngapi? _____

4. How much less did Manny read than Sue? /

Manny wa rese omambo omaṭiṭi pu pe ṭa pi pu inga o yaSue?

5. Who read the least? /

Owaṅi ngu resa omambo omaṭiṭi povakwao?

6. How many books did they read in total? /

Omambo ye ngapi ayehe kumwe ngu va resa? _____



Success begins with education

Parents will be able to visit the website and watch daily videos or they can subscribe to our Zoshy Telegram channel to receive daily videos. One can also download the PDF version of the book on the website. Also watch our daily show on Active Kids to watch your favourite lessons.



<https://t.me/zoshyonline>



For extra perks!

How does it work?



Easy peasy steps to follow

Register at zoshy

You can save your favourite lessons and find them easier



- Step 1: Find us at www.zoshy.online or scan the QR code
- Step 2: Find your grade and select the year
- Step 3: Choose your language
- Step 4: Choose the week you want to learn out of
- Step 5: Choose lessons from what lessons there are
- Step 6: Download booklet if you do not have it
- Step 7: Watch and follow the teacher as she explains what to do in the book
- Step 8: Follow us on Facebook (Zoshy & Active Kids) to never miss a video
- Step 9: Subscribe to our Zoshy Telegram channel if you want to receive daily updates



www.zoshy.online

In collaboration with the Ministry of Education, Arts and Culture

PRINT

- 1** Turn the booklet to landscape.
- 2** Take a ruler & tear the booklet at the top long fold.
- 3** Fold the booklet in half.
- 4** The learning journey can start.

STEPS
HOW TO TEAR & USE
THE BOOKLET



Omuano wokurira OMBANGANE

Tjevera ovandu varwe,
ritjevera omuini



OZOMBANGANE AZEHE

ZE ZARA OKUTJIRE WOKOTJINYO NAWA

